



BE^{NL}


**PROGRAMMA
2018 / 2019**



MEER DAN **150** NIEUWE PRODUCTEN


EASY GLASS® SMART

38




EASY GLASS® WALL

128



EASY GLASS® SLIM

26




EASY GLASS® VIEW

123



EASY GLASS® PRO

76





GLASKLEMMEN MOD 23

380



EASY GLASS® UP

24




TOEBEHOREN VOOR RAILINGSYSTEMEN

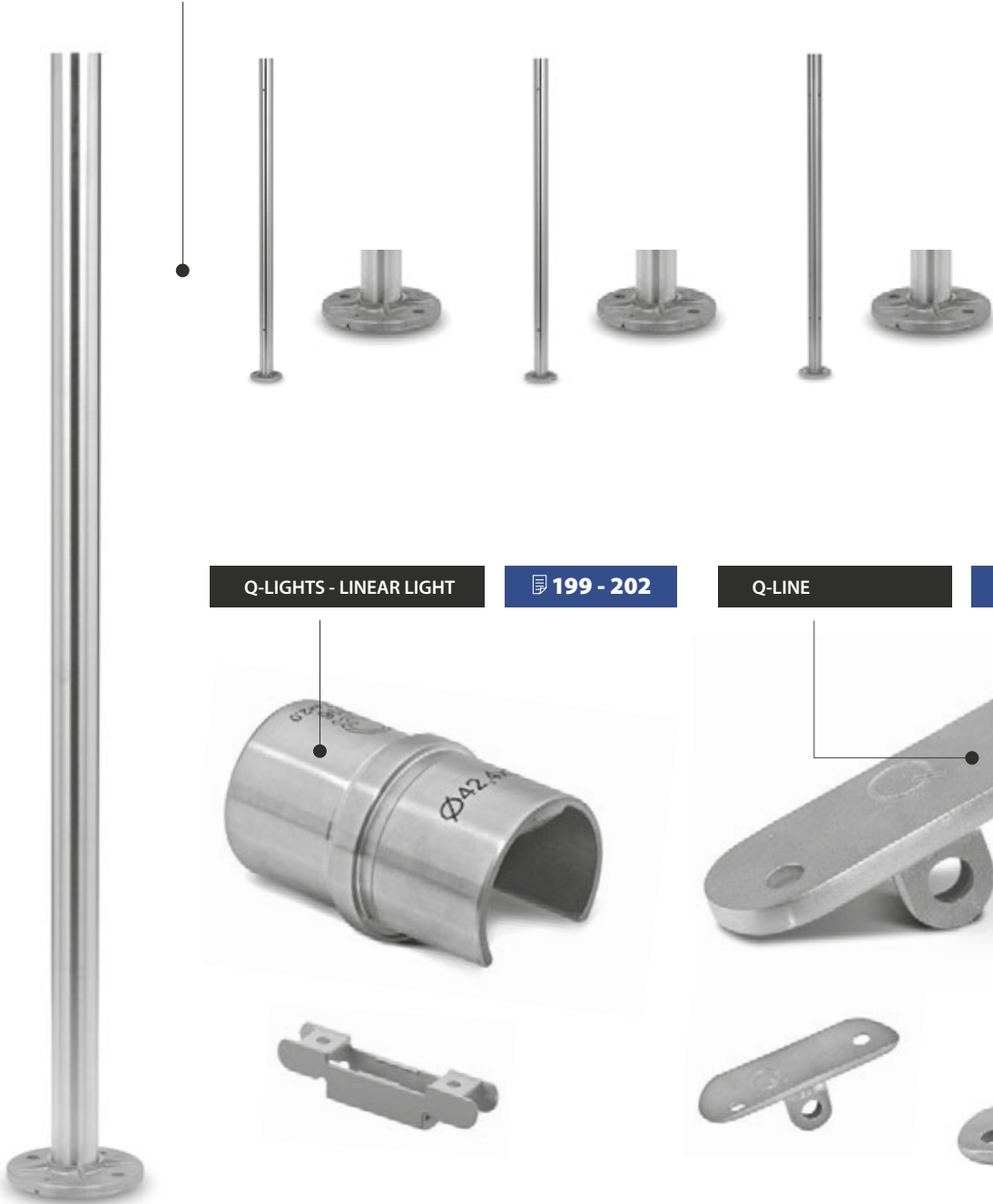
468



ANKERS

461 - 462





Q-LIGHTS - LINEAR LIGHT

199 - 202

Q-LINE

264 - 281



EASY GLASS® GLASADAPTERS

149





TOEBEHOREN

452 - 475

RVS ZAAG

474





WELKOM BIJ HET PREMIUMMERK IN RAILINGSYSTEMEN

Wat we verstaan onder premium?
Dat we bij Q-railing alleen het beste
goed genoeg voor u vinden.

ONZE PREMIUMMIX

Alleen het allerbeste

- Constante kwaliteit
- Hoogwaardige materialen
- Perfecte materiaaloppervlaktes en afwerking
- Zeer nauwkeurige afmetingen en minimale toleranties

Altijd razendsnel

- Alles direct uit voorraad leverbaar
- Snelle levering
- Gedetailleerd technisch advies
- 24/7 online bestellen

Eindeloos kiezen

- Talloze producten
- Verschillende designstijlen
- Alles wat u nodig hebt om een complete railing of handleuning te creëren
- Mix en match voor een op maat gemaakt design

100% veilig

- Grondige interne testprocedures
- Uitvoerige test- en certificeringsprocedures door internationaal vooraanstaande testinstituten
- Goedkeuring volgens de internationale bouwrichtlijnen

Mooi én slim

- Jaarlijks tal van innovaties en productverbeteringen
- Fraaie tijdloze designs
- Focus op eenvoudige en snelle montage

Handig online : www-q-railing.com


- Montagevideo's, BIM objecten, CAD tekeningen en andere technische documenten
- Q-PAC (Professional Anchor Calculation) software voor het bepalen van het juiste Q-railing anker
- Catalogi, brochures, referentieprojecten en meer



ONZE MATERIALEN

RVS

RVS is een sterk metaal met een elegante oppervlaktefinish en daarmee bijzonder geschikt voor toepassing in balustrades. Het materiaal is er in meerdere varianten, waarbij het verschil zit in de toegevoegde stoffen om het materiaal roestvast te maken. RVS 304 is de industriële standaard voor binnentoepassingen. RVS 316 daarentegen is geschikt voor de meeste buitentoepassingen; het bevat 2% molybdeen om het staal extra bestand te maken tegen corrosie door scheurtjes, verbuiging of putjes in het oppervlak.



Aluminium

Wie lichtgewicht zegt, zegt aluminium. Het sterke materiaal heeft van nature een beschermende oxidatielaag, waardoor geen corrosie optreedt. Deze bescherming kan worden versterkt met anodisering. Daarom is het grootste deel van Q-railing's aluminium producten gemaakt van aluminium met een extra sterke anodiseringslaag (25µ). De enige uitzondering in deze catalogus zijn de producten waar 'onbewerkt' bij staat.

Ge-e-coat en gepoedercoat staal

Staal is een uitermate sterk en toch betaalbaar materiaal. We hebben onze stalen producten al voorzien van een kathodische bescherming (e-coating), die corrosievorming voorkomt en krasbestendig werkt. Ook is de ondergrond hiermee gebruiksklaar voor het aanbrengen van een lak of gepoedercoate toplaag.



Zamak

Gegoten zamak producten vormen een zeer betaalbaar alternatief voor andere metalen. We raden u echter wel aan om ze alleen te gebruiken voor binnentoepassingen. U wilt de producten er net even iets anders uit laten zien? Bescherm ze met een vernislaag of coating. Wij hebben dit voor het grootste deel van onze zamak producten al voor u gedaan.

Reiniging en onderhoud


Hoewel RVS een bijzonder sterk en duurzaam materiaal is, heeft het – afhankelijk van de locatie waar u het gebruikt - wel degelijk onderhoud nodig. We adviseren u daarom oppervlakken van RVS onderdelen altijd direct na de montage preventief met Q-ultra-clean te behandelen. Herhaal dit regelmatig en u bent verzekerd van een blijvend mooi en veilig resultaat.

Onze overige materialen – staal, aluminium en zamak – reinigt u eenvoudig met warm water en milde zeep.



REINIGINGS- EN ONDERHOUDSMIDDELEN VOOR RVS		
Q-ultra-clean Verwijdert hardnekkig oppervlaktevuil en corrosie en herstelt en versterkt de natuurlijke beschermlaag.	Q-cleaner Reinigt en versterkt glans.	Scotch®-Brite Verwijdert krassen.

Materiaalgebruik

Omgevingsinvloeden	Toepassingen	Zamak	Aluminium	Ge-e-coat en gepoedercoat staal	RVS 304	RVS 316
Laag	Binnentoepassingen M.u.v. natte ruimtes	✓	✓	✓	✓	✓
Matig	Binnentoepassingen M.u.v. ruimtes met een hoge mate van chloor- en/of zwaveldioxidebelasting (bijv. semi-chemische productiefaciliteiten).	✓	✓	✓	✓	✓
Middel	Buitentoepassingen Met max. matige chloor- en/of zwaveldioxidebelasting (bijv. in het binnenland op min. 25 km van de kust of waterrijke gebieden).	✗	✓	✓	✗	✓
Zwaar	Buitentoepassingen Blootgesteld aan een hoge mate van corrosievorming door chloor- en/of zwaveldioxidebelasting, hoge luchtvochtigheid of opeenhoping van chemische stoffen (bijv. in kustgebieden en zwembaden).	✗	✓	!	✗	✓ 

✓ = Geschikt ! = Geschikt, maar heeft extra aandacht ✗ = Niet geschikt



1

GLASRAILING-SYSTEMEN

ONDERDELEN VOOR RAILINGBASIS
VULLINGEN
ONDERDELEN VOOR GLASLIJSTEN/HANDRAILINGEN

13 - 203



2

BALUSTERRAILING-SYSTEMEN

ONDERDELEN VOOR RAILINGBASIS
ONDERDELEN VOOR HANDRAILINGEN
ONDERDELEN VOOR VULLINGEN

204 - 361



3

GLASVULLING-HOUDERS

GLASKLEMMEN
GLASHOUDERS
GLASVERBINDERS
SCHARNIEREN EN SLOTEN
GLASADAPTERS

362 - 409



4

D LINE

ONDERDELEN VOOR RAILINGBASIS
ONDERDELEN VOOR HANDRAILINGEN
LOSSE PRODUCTEN

410 - 449



5

TOEBEHOREN

RUBBERS
AFDEKDOPPEN VOOR
SCHROEVEN
BORG PENNEN
OVERZICHT Q-SCREWS
BEVESTIGINGSMATERIAAL
TOEBEHOREN VOOR
RAILINGSYSTEMEN

VERBRUIKSARTIKELEN
ONDERHOUD EN REINIGING
BOREN EN TAPPEN
GEREEDSCHAP
DISPLAYS
PROMOTIEMATERIAAL

450 - 475



6

SERVICE- INFORMATIE

PREFIX
BESTELFORMULIER
SYMBOLINDEX

476 - 482



1

GLAS- RAILING- SYSTEMEN

Of uw project nu een woonhuis is, een kantoorpand of een stadion, u wilt altijd optimaal gebruikmaken van licht en ruimte. Met Q-railing's systemen creëert u maximaal uitzicht.



EASY GLASS®
PRO

52

EASY GLASS®
SMART

38



EASY GLASS®
SLIM

26

EASY GLASS® UP

📖 22



EASY GLASS® MAX

📖 82



EASY GLASS® GLAS- ADAPTERS

📖 140





EASY GLASS® FRANS BALKONS

114

EASY GLASS® VLOERGLAS- KLEMMEN

134



EASY GLASS® WALL

128



EASY GLASS® HYBRID

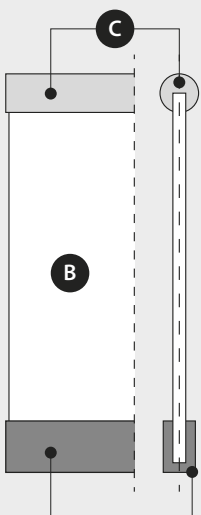
100

TRANSPARANT EN MINIMALISTISCH

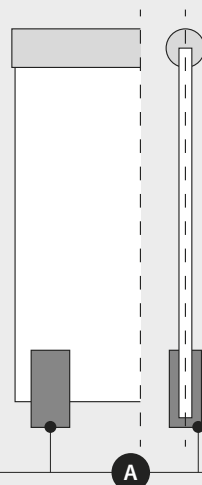
Kies uit talloze opties en creëer een balustrade op maat, voor binnen dan wel buiten. Er zijn volop mogelijkheden voor top- en zijmontage, Frans balkon, opbouw op borstweringen en meer.

RAILINGSECTIES

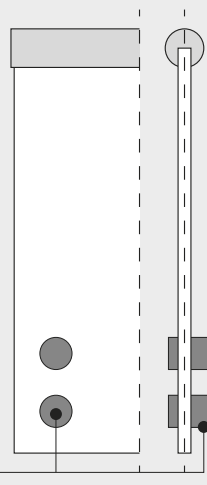
Montage met vloerprofielen



Montage met vloerglasklemmen



Montage met glasadapters

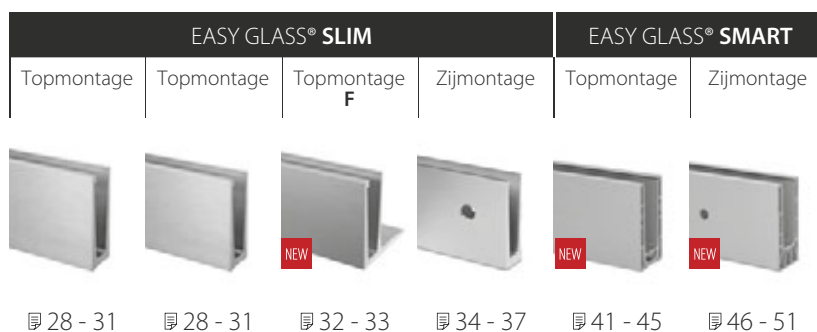


Onze glasrailingsystemen bestaan doorgaans uit drie secties (A–B–C), die op hun beurt zijn verdeeld in productgroepen. Op de volgende pagina's vindt u een overzicht. ►

- A** Railingbasis
- B** Vullingen
- C** Glaslijsten/handrailingen

OVERZICHT

Easy Glass® vloerprofielen /
muurprofielen



Belasting
Ankers per meter
Gewicht
Glas instelbaar / niet instelbaar
Glasinklemming
Glasdikte (mm) (VSG uit ESG*)




Licht tot middelzwaar				Licht tot middelzwaar	
10	–	5	4	5	
6,0 kg/m	5,8 kg/m	7,4 kg/m	6,2 kg/m	6,0 kg/m	6,2 kg/m
Niet instelbaar				Niet instelbaar	
Safety Wedge System				Q-disc® System	
ESG – 12 mm				ESG – 12 mm	
ESG – 15 mm				ESG – 15 mm	
ESG – 19 mm				ESG – 19 mm	
–				–	
VSG (2x ESG) – 12,76 mm				VSG (2x ESG) – 12,76 mm	
VSG (2x ESG) – 13,52 mm				VSG (2x ESG) – 13,52 mm	
VSG (2x ESG) – 16,76 mm				VSG (2x ESG) – 16,76 mm	
VSG (2x ESG) – 17,52 mm				VSG (2x ESG) – 17,52 mm	
VSG (2x ESG) – 20,76 mm				VSG (2x ESG) – 20,76 mm	
VSG (2x ESG) – 21,52 mm				VSG (2x ESG) – 21,52 mm	
–				–	
–				–	



Belasting
Ankers per meter
Gewicht
Glas instelbaar / niet instelbaar
Glasinklemming
Glasdikte (mm) (VSG uit ESG*)


Licht tot middelzwaar	Licht tot middelzwaar
5	4
2,8 kg/m	1,5 kg/m
Niet instelbaar	Niet instelbaar
Safety Wedge System	Rubberset
–	ESG – 8 mm
ESG – 12 mm	ESG – 12 mm
ESG – 15 mm	–
ESG – 19 mm	–
–	VSG (2x ESG) – 8,76 mm
–	VSG (2x ESG) – 10,76 mm
VSG (2x ESG) – 12,76 mm	VSG (2x ESG) – 12,76 mm
VSG (2x ESG) – 13,52 mm	VSG (2x ESG) – 13,52 mm
VSG (2x ESG) – 16,76 mm	–
VSG (2x ESG) – 17,52 mm	–
–	–
–	–

EASY GLASS® PRO					EASY GLASS® MAX			
Topmontage	Topmontage F	Zijmontage	Zijmontage Y	Inverse	Topmontage	Topmontage F	Zijmontage	Zijmontage Y
								
125 54 - 59	125 60 - 63	125 64 - 69	125 70 - 75	125 76 - 81	125 84 - 87	125 88 - 91	125 92 - 95	125 96 - 99
Licht tot middelzwaar					Extreem zwaar			
5					5			
6,8 kg/m	7,6 kg/m	7,2 kg/m	8,5 kg/m	7,2 kg/m	10,7 kg/m	13,3 kg/m	10,7 kg/m	13,2 kg/m
Instelbaar / niet instelbaar					Niet instelbaar			
Safety Wedge System					Safety Wedge System			
ESG – 12 mm					–			
ESG – 15 mm					–			
ESG – 19 mm					ESG – 19			
–					ESG – 25			
VSG (2x ESG) – 12,76 mm					–			
VSG (2x ESG) – 13,52 mm					–			
VSG (2x ESG) – 16,76 mm					–			
VSG (2x ESG) – 17,52 mm					–			
VSG (2x ESG) – 20,76 mm					VSG (2x ESG) – 20,76 mm			
VSG (2x ESG) – 21,52 mm					VSG (2x ESG) – 21,52 mm			
–					VSG (2x ESG) – 25,52 mm			
–					VSG (2x ESG) – 31,52 mm			

EASY GLASS® VIEW			EASY GLASS® WALL			
Gevel- montage	Kozijn- montage	In de dag- montage	Top- en top- montage	Top- en zij- montage	Zij- en top- montage	Zij- en zij- montage
						
125 123 – 127	125 123 – 127	125 123 – 127	125 130 – 133	125 130 – 133	125 130 – 133	125 130 – 133
Licht tot middelzwaar			Licht tot middelzwaar			
5			5			
2,1 kg/m			2,1 kg/m			
Niet instelbaar			Niet instelbaar			
Rubberprofiel			Rubberprofiel			
–			–			
ESG – 12 mm			ESG – 12 mm			
ESG – 15 mm			ESG – 15 mm			
ESG – 19 mm			ESG – 19 mm			
–			–			
–			–			
VSG (2x ESG) – 12,76 mm			VSG (2x ESG) – 12,76 mm			
VSG (2x ESG) – 13,52 mm			VSG (2x ESG) – 13,52 mm			
VSG (2x ESG) – 16,76 mm			VSG (2x ESG) – 16,76 mm			
VSG (2x ESG) – 17,52 mm			VSG (2x ESG) – 17,52 mm			
VSG (2x ESG) – 20,76 mm			VSG (2x ESG) – 20,76 mm			
VSG (2x ESG) – 21,52 mm			VSG (2x ESG) – 21,52 mm			

INHOUDS- OPGAVE

Glasrailingsystemen




22 – 25

26 – 37

38 – 51

52 – 81

Railingbasis


		EASY GLASS® UP	EASY GLASS® SLIM	EASY GLASS® SMART	EASY GLASS® PRO
Vloerprofielen	Topmontage	24	28, 32	41	54, 60
	Zijmontage		34	46	64, 70, 76
Vloerglasklemmen	Geslepen				
	Gepolijst				
Glasadapters	Geslepen				
	Gepolijst				
Balusters					
Afdekkappen					
Wandprofielen					
Rubber- en keggensets		24	28	41 	56 - 57, 62
Ankers		24	29	42 - 43	55
Verbinders	Topmontage		30	43	54, 60
	Zijmontage		36	48	64, 70, 76
Bekledingen			31, 36	51	68, 74, 80
Afdekdoppen			36	51	69
Eindstukken	Topmontage	25	30	45	58, 61
	Zijmontage		37	50	68, 74, 80
Drainageprofielen			31		58
Montageplaten			36		
Verbindingsstiften		24		45	59
Gereedschappen		25	29	42	57
Q-lights verlichtingsonderdelen		188 - 195	188 - 195	188 - 195	188 - 197

Vullingen

Glas	161	161	161	161
------	-----	-----	-----	-----

Glaslijsten / handrailingen

Randbescherming / U-profielen	163 - 165	163 - 165	163 - 165	163 - 165
Glaslijsten / handrailingen	166 - 185	166 - 185	166 - 185	166 - 185
Rubberprofiel	176	176	176	176
Verbinders	167 - 185	167 - 185	167 - 185	167 - 185
Eindstukken	168 - 185	168 - 185	168 - 185	168 - 185
Muurflenzen	168 - 184	168 - 184	168 - 184	168 - 184
Q-lights verlichtingsonderdelen	188 - 203	188 - 203	188 - 203	188 - 203



82 – 99

100 – 113

114 – 127

128 – 133

134 – 139

140 – 159

EASY GLASS® MAX	EASY GLASS® HYBRID	EASY GLASS® FRANS BALKONS	EASY GLASS® WALL	EASY GLASS® VLOER- GLASKLEMMEN	EASY GLASS® GLASADAPTERS
84, 88	102		130		
92, 96			130		
				136 - 139	
				152 - 155	
					142 - 151
					156 - 159
	108, 111				
	109, 112			136 - 137, 152 - 153	
		123			
85	102	123	131	136 - 139	
84	102	117, 124	131		
86, 90	104				
94					
95, 98					
95		124	130		
86, 90	102		132		
94, 98		116, 120, 121, 124	132		
87					
87					
188 - 195		188 - 195		188 - 195	188 - 195

	325	161	161	161	161
--	-----	-----	-----	-----	-----

163 - 165	163 - 165	163 - 165	163 - 165	163 - 165	163 - 165
166 - 185	103, 105	116, 118, 120, 121		166 - 185	166 - 185
176	103	116		176	176
167 - 185	104, 107, 108, 111	167 - 185		167 - 185	167 - 185
168 - 185	103, 105			168 - 185	168 - 185
168 - 184	103, 105	118		168 - 184	168 - 184
188 - 203		188 - 203		188 - 203	188 - 203




EASY GLASS[®] UP

DÉ GLASRAILING VOOR
BORSTWERINGEN

Weids uitzicht vanaf een terras of balkon met borstwering

Het Easy Glass® Up slanke vloerprofiel is slechts 80 mm hoog maar toch bijzonder robuust.

- Licht en gemiddeld gebruik op borstweringen, zowel binnen als buiten
- Voor glasvullingen tot 700 mm hoog
- Monteer vanaf de binnenzijde van de balustrade
- Zet glasvullingen veilig vast met de unieke Safety Wedge System rubbers- en keggenset
- Te combineren met:
 - Alle Q-railing op glas gemonteerde handrailingen, U-profielbuis, U-profielen en glasrandbescherming
 - Q-glass (glasvulling op maat of standaardglas uit voorraad)
 - Q-lights Linear Light (voor handrailingen en U-profielbuis met LED)



Easy Glass® Up is ontworpen voor montage op borstweringen.



Easy Glass® Up	UK	DE	NL	IT	CH	ES	FR
Max. lijnlast (kN/m)	0,74	1,0	0,8	2,0	1,6	1,6	1,0

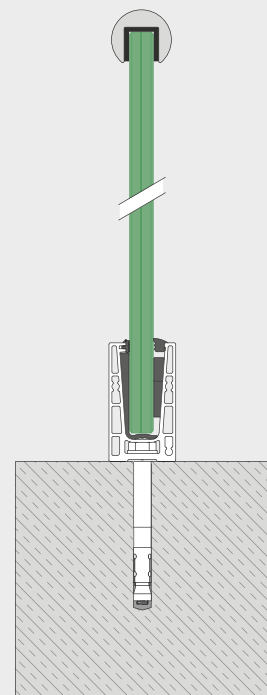
Let op de specificaties zoals bevestigingsmiddelen en glasafmetingen van de desbetreffende keurmerken. Kijk voor meer informatie op www.q-railing.com/certificaten

EASY GLASS® UP

Up Topmontage

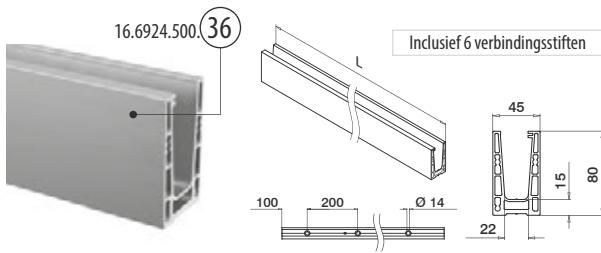
- Voor borstweringen
- Ook voor ingieten

24



Glasrailingbasis

EASY GLASS® UP - Vloerprofielen voor topmontage



MOD 6924

Aluminium	Gepoedercoat RAL 9006
OUTDOOR	
16.6924.500.36	560 466 / 561 466 L = 5000 mm




International Design Model Protection

PREFIX We kunnen dit artikel op basis van uw specificaties op maat zagen en in de juiste lengte en het juiste verstek leveren. Neem contact met ons op voor de details.

Glasrailingbasis

EASY GLASS® UP - Safety Wedge System (rubber- en keggensets)



MOD 6924

Toebehoren		
	T	
19.6924.912.00	12	L = 5000 mm
19.6924.913.00	12,76 (6 - 0,76 - 6)	L = 5000 mm
19.6924.914.00	13,52 (6 - 1,52 - 6)	L = 5000 mm
19.6924.915.00	15	L = 5000 mm
19.6924.917.00	16,76 (8 - 0,76 - 8)	L = 5000 mm
19.6924.918.00	17,52 (8 - 1,52 - 8)	L = 5000 mm

NEW

Toebehoren

Bevestigingsmateriaal voor railingsystemen



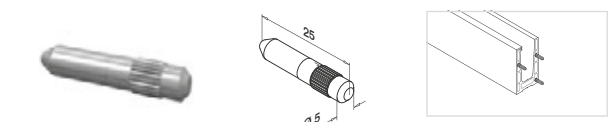
MOD 4712

Staal, verzinkt						
INDOOR	QS	Type	Ø		L	
19.4712.110.15	QS-561	Q SZ 12/10	12	Ø12	85	25
316						
OUTDOOR	QS	Type	Ø		L	
19.4712.110.14	QS-560	Q SZ 12/10 A4	12	Ø12	85	25



Glasrailingbasis

EASY GLASS® - Verbindingsstiften



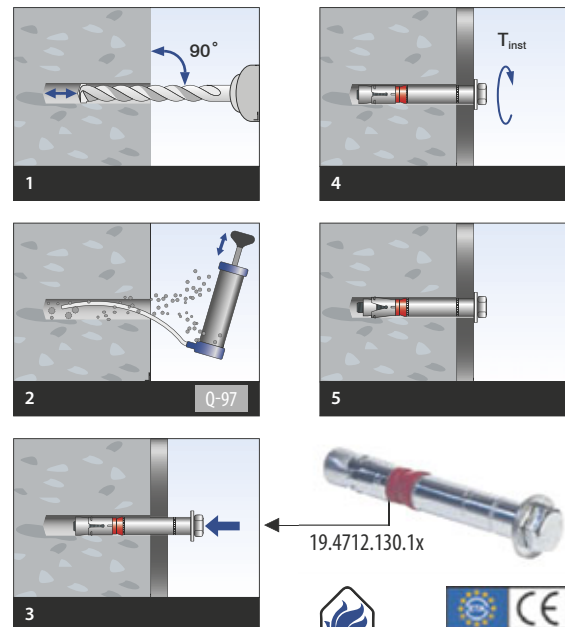
MOD 3005

316	
OUTDOOR	6
14.3005.000.00	



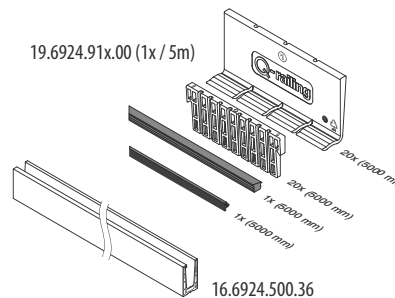
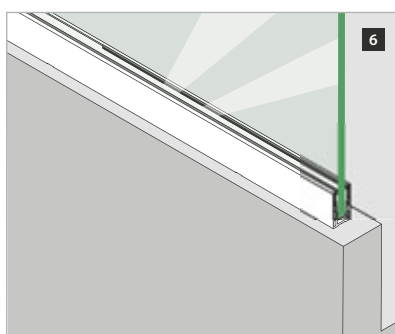
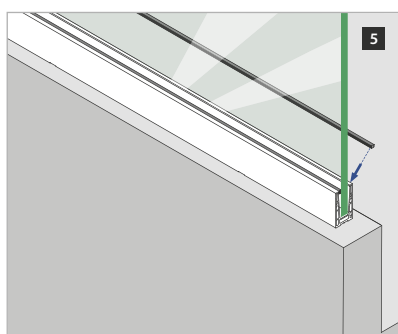
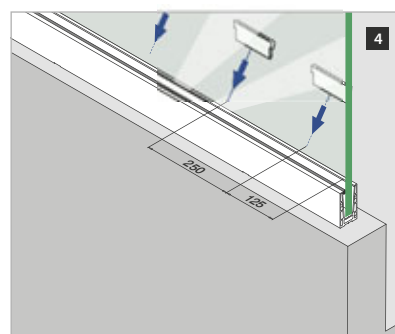
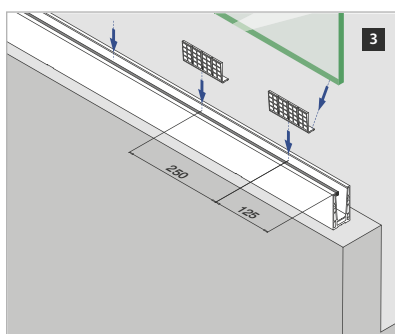
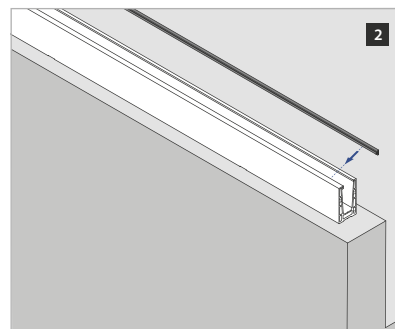
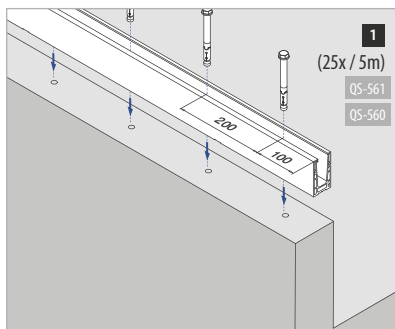
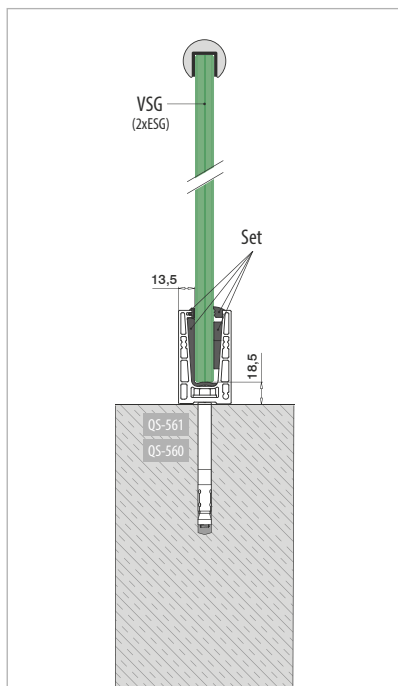
Q-INFO

Montage-instructie Q-anchor SZ 12/30



EASY GLASS® UP - Vloerprofielen voor topmontage

Q-INFO



VSG (2x ESG): Gelaagd gehard glas
ESG : Gehard glas

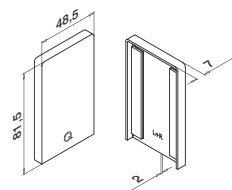
Let op de specificaties zoals bevestigingsmiddelen en glasafmetingen van de desbetreffende keurmerken.

Assembly video:
www.q-railing.com/videos

EASY GLASS® UP - Bekleding



Links / rechts



MOD 6734

Aluminium Gepoedercoat RAL 9006

OUTDOOR

16.6734.024.36

1



Easy Glass® Multitool

MOD 6920

Toebehoren

Q

19.6920.000.00

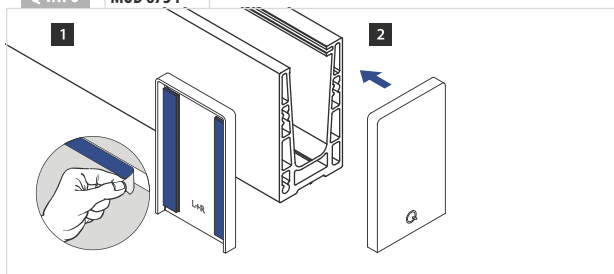
Q-71

1


NEW

International Design Model Protection

Q-INFO MOD 6734




Q-INFO MOD 6920





EASY GLASS[®] SLIM

DE KLASSIEKER ONDER DE
GLASRAILINGEN



Populaire slanke en transparante looks

Easy Glass® Slim is een ware klassieker binnen ons glasrailingassortiment. Of u nu een balustrade zoekt voor een woning, kantoor of publieke ruimte, dit systeem is de kostenefficiënte oplossing. Het minimalistische design bestaat onder meer uit een slank vloerprofiel, dat helpt om het gewicht laag te houden. Daardoor kunt u er op de bouw gemakkelijk mee manoeuvreren.

- Licht en gemiddeld gebruik voor trappen en balustrades, zowel binnen als buiten
- Zet glasvullingen veilig vast met de unieke Safety Wedge System rubbers- en keggenset
- Te combineren met:
 - Alle Q-railing op glas gemonteerde handrailingen, U-profielbuis, U-profielen en glasrandbescherming
 - Q-glass (glasvulling op maat of standaardglas uit voorraad)
 - Q-lights Linear Light (voor handrailingen en U-profielbuis met LED)

Het minimalistische vloerprofiel is slechts 45 mm diep, wat het licht en handzaam maakt.

Easy Glass® Slim	UK	DE	NL	IT	CH	ES	FR
Max. lijnlast (kN/m)	0,74	1,0	1,0	2,0	0,8	1,6	1,0

Let op de specificaties zoals bevestigingsmiddelen en glasafmetingen van de desbetreffende keurmerken. Kijk voor meer informatie op www.q-railing.com/certificaten

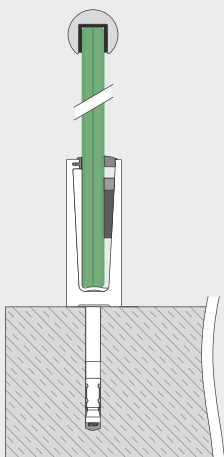


EASY GLASS® SLIM VARIANTEN

Slim Topmontage

- Ook voor ingieten
- Vloerprofielbekleding optioneel

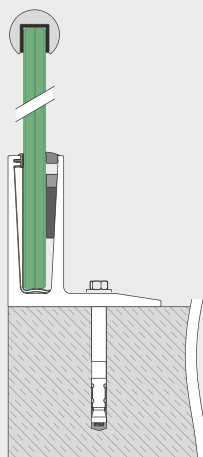
28



Slim F Topmontage

- Voor onafgewerkte vloeren
- Ook voor montage aan betonrand

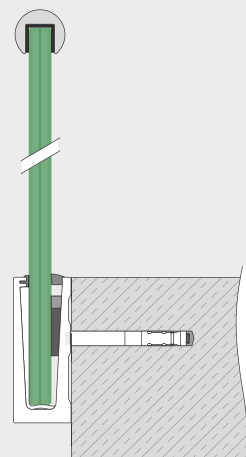
32



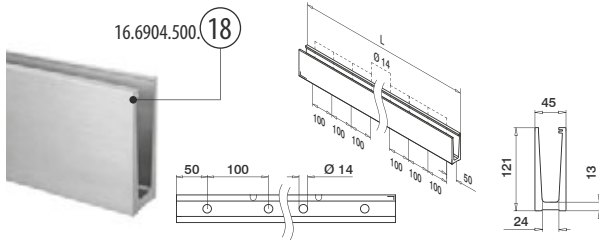
Slim Zijmontage

- Vloerprofielbekleding optioneel

34



EASY GLASS® SLIM - Vloerprofielen voor topmontage



MOD 6904

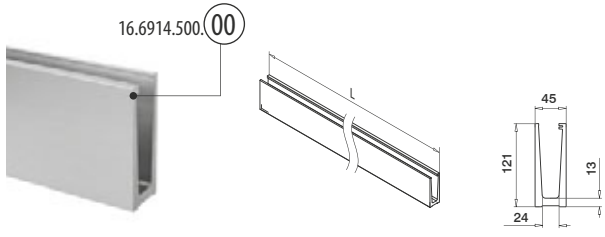
Aluminium Geborsteld aluminium

OUTDOOR

16.6904.500.18 QS-519 466 / QS-36 466 L = 5000 mm



Zonder boorgaten



MOD 6914

Aluminium Onbewerkt

INDOOR

16.6914.500.00 L = 5000 mm



EASY GLASS® SLIM - Safety Wedge System (rubber- en keggensets)



MOD 6904

Toebehoren

	T	
19.6904.912.00	12	L = 5000 mm
19.6904.913.00	12,76 (6 - 0,76 - 6)	L = 5000 mm
19.6904.914.00	13,52 (6 - 1,52 - 6)	L = 5000 mm
19.6904.915.00	15	L = 5000 mm
19.6904.917.00	16,76 (8 - 0,76 - 8)	L = 5000 mm
19.6904.918.00	17,52 (8 - 1,52 - 8)	L = 5000 mm
19.6904.919.00	19	L = 5000 mm
19.6904.921.00	20,76 (10 - 0,76 - 10)	L = 5000 mm
19.6904.922.00	21,52 (10 - 1,52 - 10)	L = 5000 mm
19.6904.512.00	12	L = 25 m
19.6904.513.00	12,76 (6 - 0,76 - 6)	L = 25 m
19.6904.514.00	13,52 (6 - 1,52 - 6)	L = 25 m
19.6904.515.00	15	L = 25 m
19.6904.517.00	16,76 (8 - 0,76 - 8)	L = 25 m
19.6904.518.00	17,52 (8 - 1,52 - 8)	L = 25 m
19.6904.519.00	19	L = 25 m
19.6904.521.00	20,76 (10 - 0,76 - 10)	L = 25 m
19.6904.522.00	21,52 (10 - 1,52 - 10)	L = 25 m

Safety Wedge System: Het glas wordt geklemd, boren is niet nodig.


Q-INFO

PREFIX – Wij kunnen de volgende service verlenen volgens uw exacte specificaties

- Boren
- Zagen
- Buigen
- Poedercoating (niet-geanodiseerd aluminium producten)

Neem contact met ons op voor meer informatie.

Bevestigingsmateriaal voor railingsystemen



MOD 4212

Staal, verzinkt

INDOOR	QS	Type	Ø	L	h
19.4212.150.15	QS-36	Q SZ 12/50	12	Ø12	120

316

OUTDOOR	QS	Type	Ø	L	h
19.4212.150.14	QS-519	Q SZ 12/50 A4	12	Ø12	120



Selecteer het bevestigingsanker dat voldoet aan uw constructie-eisen in de tabellen op www.q-railing.com/bevestigingsanker

Q-INFO

Montage-instructie Q-anchor SZ 12/50

EASY GLASS® - Multitool



MOD 6920

Toebehoren


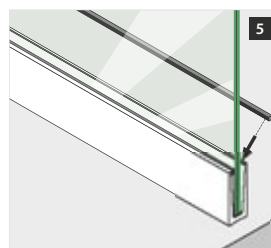
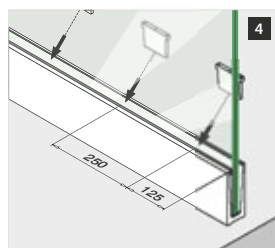
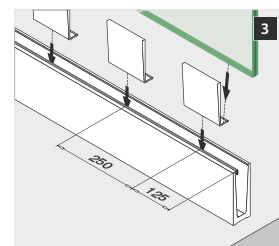
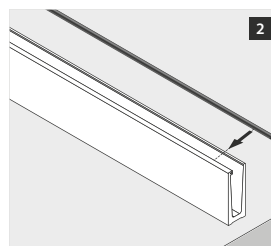
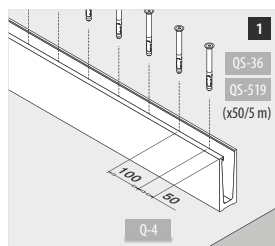
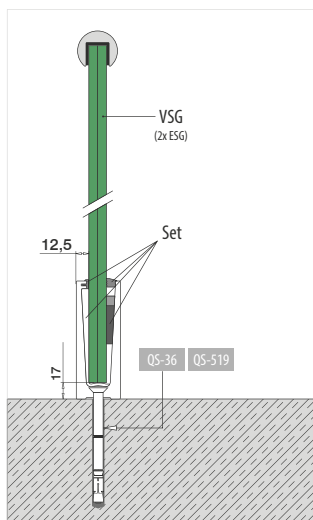
Q	h
19.6920.000.00	Q-71

International Design Model Protection

Q-INFO MOD 6920



Q-INFO MOD 6904

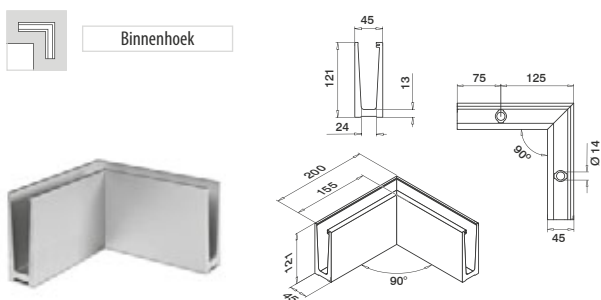


VSG (2x ESG): Gelaagd gehard glas
ESG : Gehard glas

Let op de specificaties zoals bevestigingsmiddelen en glasafmetingen van de desbetreffende keurmerken.

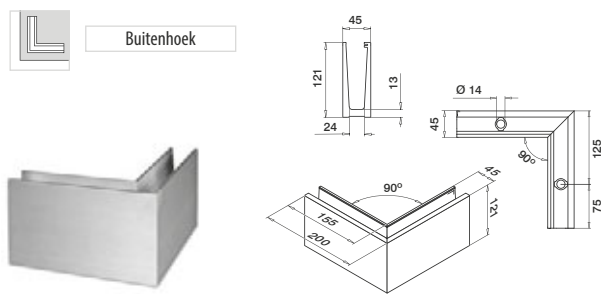
Assembly video:
www.q-railing.com/videos

EASY GLASS® SLIM - Verbinders voor topmontage



MOD 6313

Aluminium	Geborsteld aluminium
OUTDOOR	
16.6313.004.18	QS-519 466 / QS-36 466 1

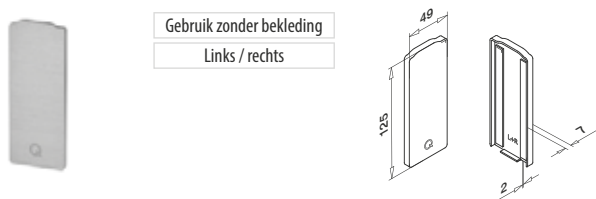


MOD 6314

Aluminium	Geborsteld aluminium
OUTDOOR	
16.6314.004.18	QS-519 466 / QS-36 466 1

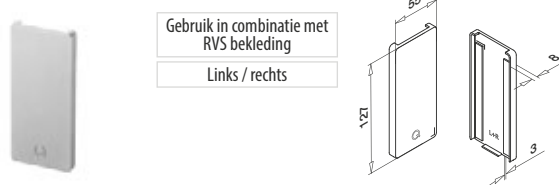


EASY GLASS® SLIM - Eindstukken voor topmontage



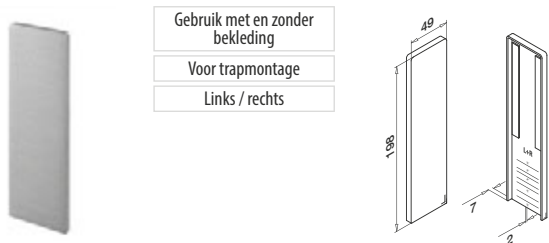
MOD 6734

Aluminium	Geborsteld aluminium
OUTDOOR	
16.6734.004.18	1



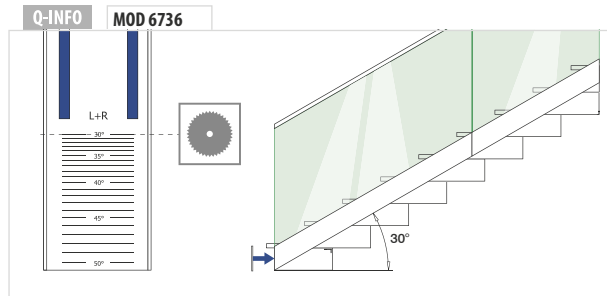
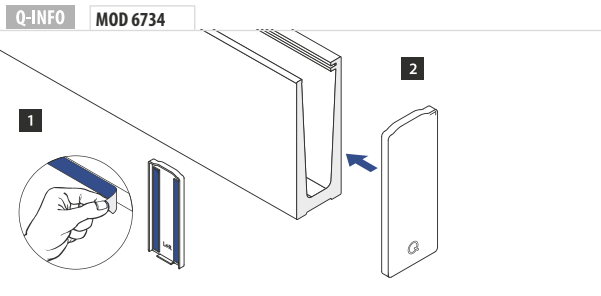
MOD 6734

Zamak	RVS look
OUTDOOR	
10.6734.004.20	1



MOD 6736

Aluminium	Geborsteld aluminium
OUTDOOR	
16.6736.004.18	1



Bekleding voorzijde



MOD 6920

304

INDOOR	
13.6920.004.12	L = 2500 mm

316

OUTDOOR	
14.6920.504.12	L = 5000 mm



Bekleding achterzijde



MOD 6921 / 6922

304

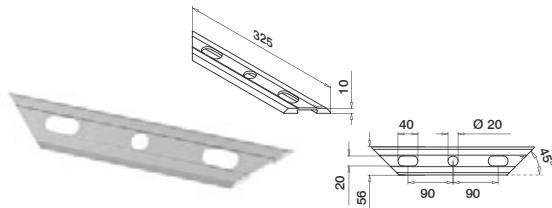
INDOOR	T	
13.6921.124.12	12	L = 2500 mm
13.6921.134.12	12,76 - 13,52	L = 2500 mm
13.6921.154.12	15	L = 2500 mm
13.6921.174.12	16,76 - 17,52	L = 2500 mm
13.6921.214.12	20,76 - 21,52	L = 2500 mm

316

OUTDOOR	T	
14.6922.134.12	12,76 - 13,52	L = 5000 mm
14.6922.174.12	16,76 - 17,52	L = 5000 mm



EASY GLASS® SLIM - Drainageprofielen voor topmontage



MOD 6948

Aluminium

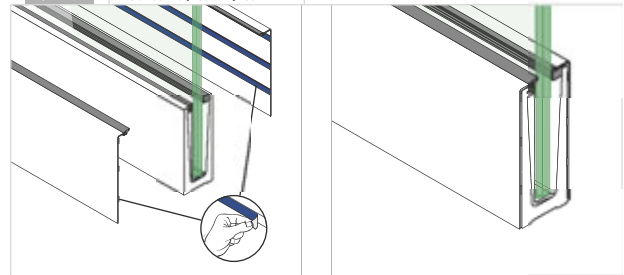
Geborsteld aluminium

OUTDOOR

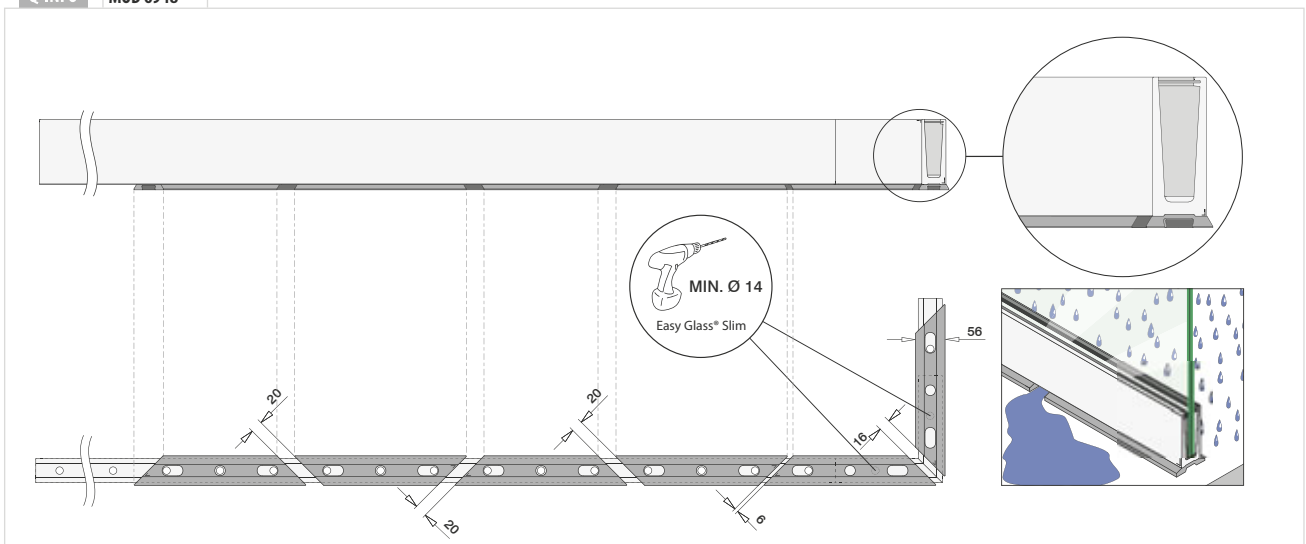
16.6948.004.18	8
----------------	---

International Design Model Protection

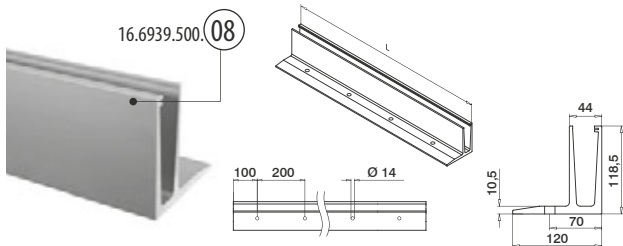
Q-INFO MOD 6920 / 6921 / 6922



Q-INFO MOD 6948



EASY GLASS® SLIM F - Vloerprofielen voor topmontage



MOD 6939

Aluminium Mat zilver-look

OUTDOOR

16.6939.500.08 QS-562 466 / QS-563 466 L = 5000 mm

NEW

PREFIX We kunnen dit artikel op basis van uw specificaties op maat zagen en in de juiste lengte en het juiste verstek leveren. Neem contact met ons op voor de details.

EASY GLASS® SLIM - Safety Wedge System (rubber- en keggensets)



MOD 6904

Toebehoren

	T	3
19.6904.912.00	12	L = 5000 mm
19.6904.913.00	12,76 (6 - 0,76 - 6)	L = 5000 mm
19.6904.914.00	13,52 (6 - 1,52 - 6)	L = 5000 mm
19.6904.915.00	15	L = 5000 mm
19.6904.917.00	16,76 (8 - 0,76 - 8)	L = 5000 mm
19.6904.918.00	17,52 (8 - 1,52 - 8)	L = 5000 mm
19.6904.919.00	19	L = 5000 mm
19.6904.921.00	20,76 (10 - 0,76 - 10)	L = 5000 mm
19.6904.922.00	21,52 (10 - 1,52 - 10)	L = 5000 mm
19.6904.512.00	12	L = 25 m
19.6904.513.00	12,76 (6 - 0,76 - 6)	L = 25 m
19.6904.514.00	13,52 (6 - 1,52 - 6)	L = 25 m
19.6904.515.00	15	L = 25 m
19.6904.517.00	16,76 (8 - 0,76 - 8)	L = 25 m
19.6904.518.00	17,52 (8 - 1,52 - 8)	L = 25 m
19.6904.519.00	19	L = 25 m
19.6904.521.00	20,76 (10 - 0,76 - 10)	L = 25 m
19.6904.522.00	21,52 (10 - 1,52 - 10)	L = 25 m

Safety Wedge System: Het glas wordt geklemd, boren is niet nodig.

Bevestigingsmateriaal voor railingsystemen



MOD 4712

Staal, verzinkt

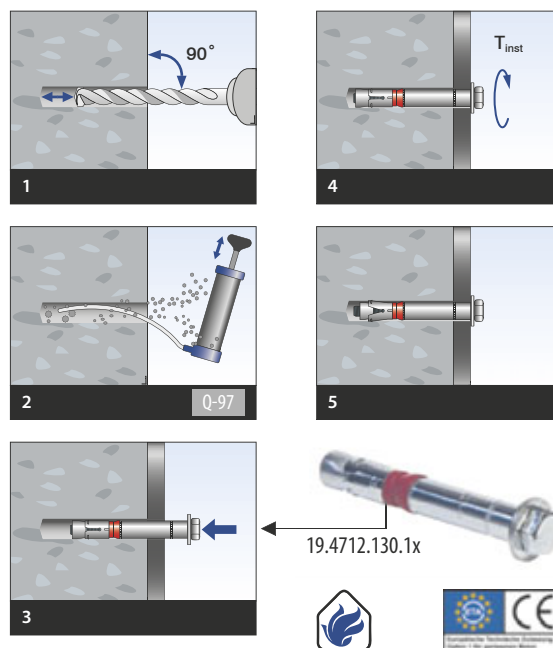
INDOOR	QS	Type	Ø		L	
19.4712.130.15	QS-563	Q SZ 12/30	12	Ø12	105	25
316						
OUTDOOR	QS	Type	Ø		L	
19.4712.130.14	QS-562	Q SZ 12/30 A4	12	Ø12	105	25



Selecteer het bevestigingsanker dat voldoet aan uw constructie-eisen in de tabellen op www.q-railing.com/bevestigingsanker

Q-INFO

Montage-instructie Q-anchor SZ 12/30



EASY GLASS® - Multitool




MOD 6920

Toebehoren

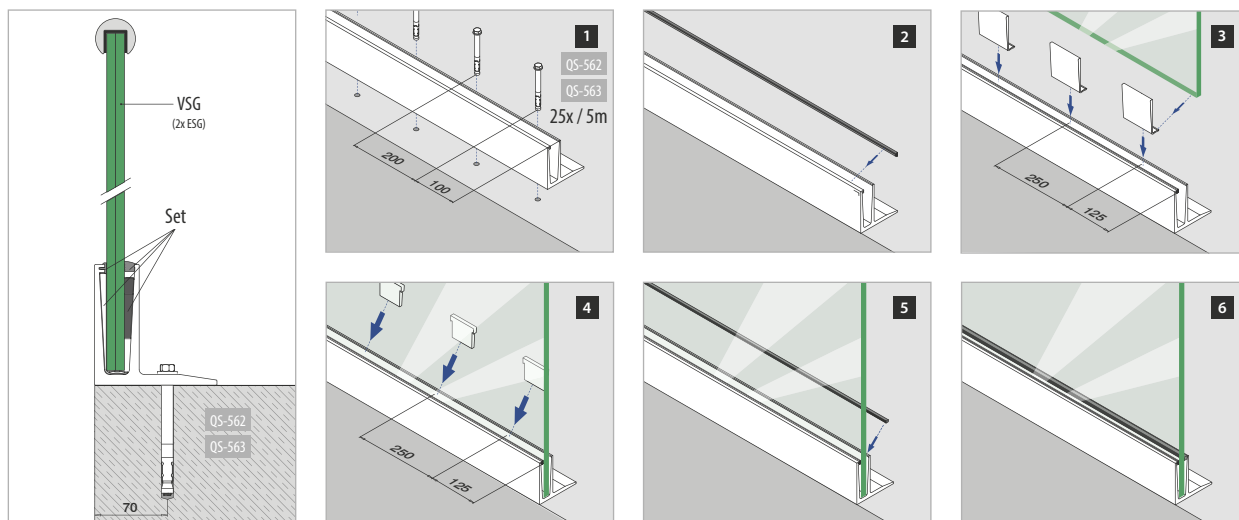
	Q	
19.6920.000.00	Q-71	1

International Design Model Protection

Q-INFO MOD 6920



Q-INFO

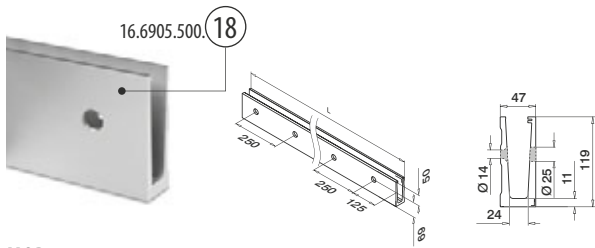


VSG (2x ESG): Gelaagd gehard glas
ESG : Gehard glas

Let op de specificaties zoals bevestigingsmiddelen en glasafmetingen van de desbetreffende keurmerken.

Assembly video:
www.q-railing.com/videos

EASY GLASS® SLIM - Vloerprofielen voor zijmontage



MOD 6905

Aluminium	Geborsteld aluminium
OUTDOOR	
16.6905.500.18	QS-36 466 / QS-519 466 L = 5000 mm



PREFIX We kunnen dit artikel op basis van uw specificaties op maat zagen en in de juiste lengte en het juiste verstek leveren. Neem contact met ons op voor de details.

EASY GLASS® SLIM - Safety Wedge System (rubber- en keggensets)

Safety Wedge System: Het glas wordt geklemd, boren is niet nodig.

MOD 6904

Toebehoren		
	T	
19.6904.912.00	12	L = 5000 mm
19.6904.913.00	12,76 (6 - 0,76 - 6)	L = 5000 mm
19.6904.914.00	13,52 (6 - 1,52 - 6)	L = 5000 mm
19.6904.915.00	15	L = 5000 mm
19.6904.917.00	16,76 (8 - 0,76 - 8)	L = 5000 mm
19.6904.918.00	17,52 (8 - 1,52 - 8)	L = 5000 mm
19.6904.919.00	19	L = 5000 mm
19.6904.921.00	20,76 (10 - 0,76 - 10)	L = 5000 mm
19.6904.922.00	21,52 (10 - 1,52 - 10)	L = 5000 mm



19.6904.512.00	12	L = 25 m
19.6904.513.00	12,76 (6 - 0,76 - 6)	L = 25 m
19.6904.514.00	13,52 (6 - 1,52 - 6)	L = 25 m
19.6904.515.00	15	L = 25 m
19.6904.517.00	16,76 (8 - 0,76 - 8)	L = 25 m
19.6904.518.00	17,52 (8 - 1,52 - 8)	L = 25 m
19.6904.519.00	19	L = 25 m
19.6904.521.00	20,76 (10 - 0,76 - 10)	L = 25 m
19.6904.522.00	21,52 (10 - 1,52 - 10)	L = 25 m

Bevestigingsmateriaal voor railingsystemen



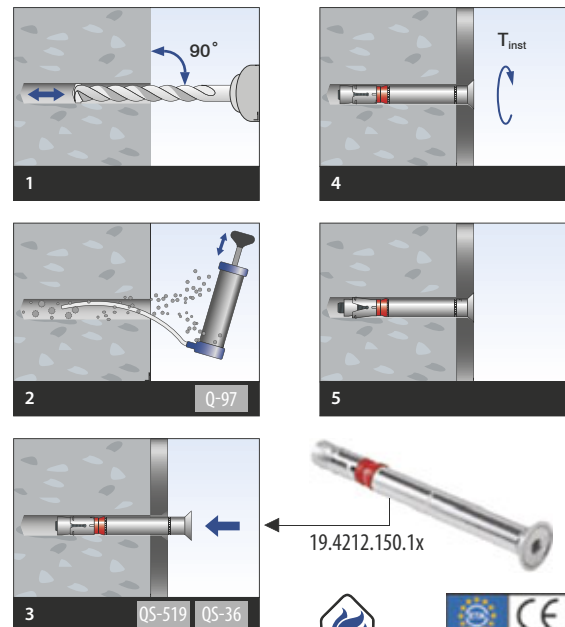
MOD 4212

Staal, verzinkt						
INDOOR	QS	Type	Ø		L	
19.4212.150.15	QS-36	Q SZ 12/50	12	Ø12	120	25
316						
OUTDOOR	QS	Type	Ø		L	
19.4212.150.14	QS-519	Q SZ 12/50 A4	12	Ø12	120	25



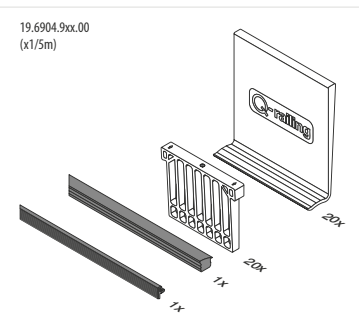
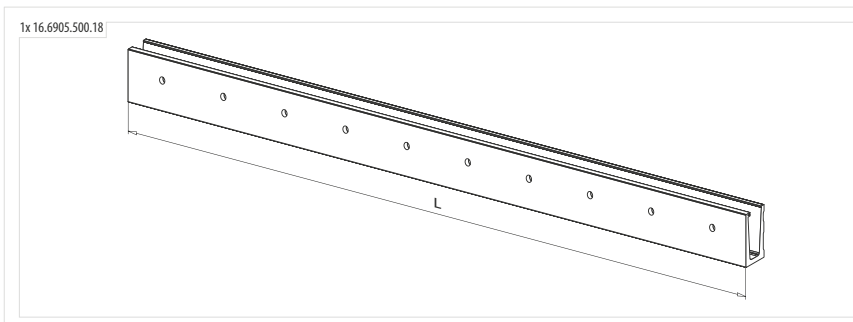
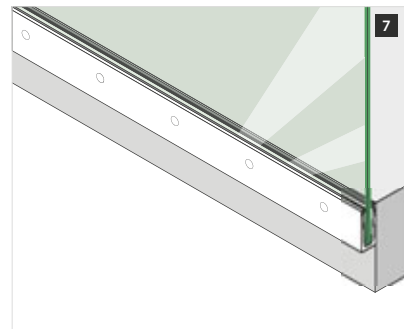
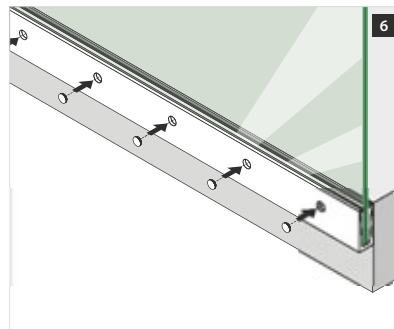
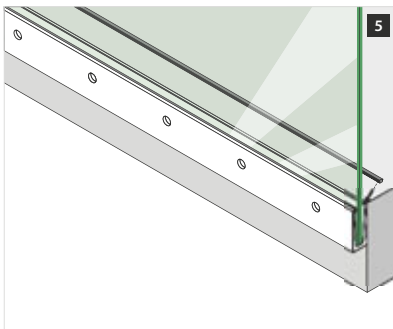
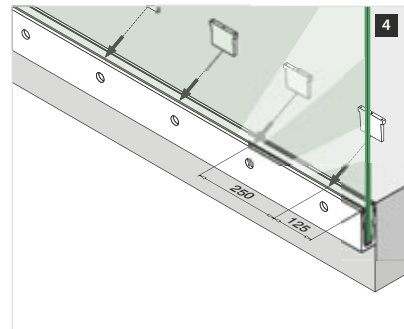
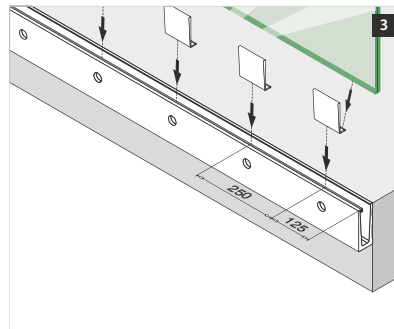
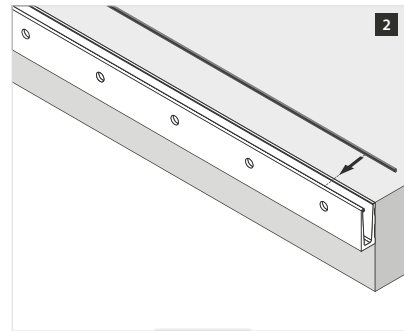
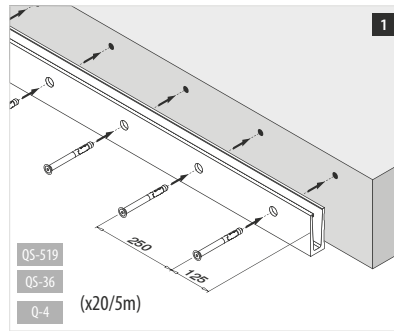
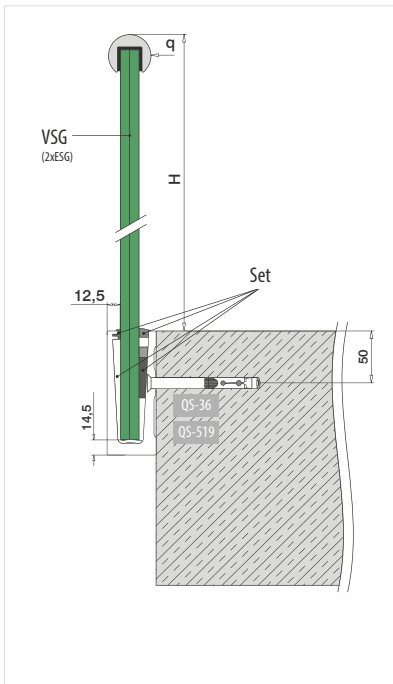
Selecteer het bevestigingsanker dat voldoet aan uw constructie-eisen in de tabellen op www.q-railing.com/bevestigingsanker

Montage-instructie Q-anchor SZ 12/50



Q-INFO MOD 6905

Zijmontage

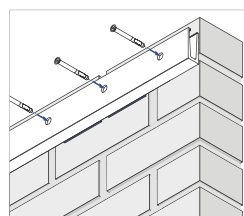
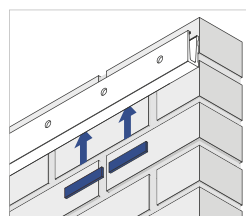


VSG (2x ESG) : Gelaagd gehard glas
ESG : Gehard glas

Let op de specificaties zoals bevestigingsmiddelen en glasafmetingen van de desbetreffende keurmerken.

Assembly video:
www.q-railing.com/videos

Q-INFO MOD 6921

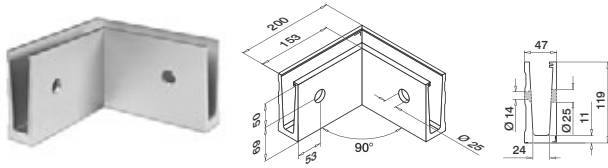


Glasrailingbasis

EASY GLASS® SLIM - Verbinders voor zijmontage



Binnenhoek

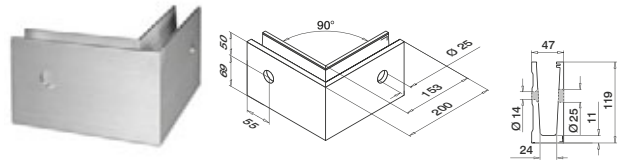


MOD 6315

Aluminium	Geborsteld aluminium		
OUTDOOR			
16.6315.005.18	QS-36 466 / QS-519 466		1



Buitenhoek



MOD 6316

Aluminium	Geborsteld aluminium		
OUTDOOR			
16.6316.005.18	QS-520 464 / QS-521 464		1



Glasrailingbasis

EASY GLASS® SLIM - Bekleding voor zijmontage



MOD 6920

304			
INDOOR			
13.6920.005.12	L = 2500 mm		
316			
OUTDOOR			
14.6920.505.12	L = 5000 mm		



MOD 6920

Aluminium	Geborsteld aluminium		
OUTDOOR			
16.6920.005.18	L = 2500 mm		

Toebehoren

EASY GLASS® - Multitool



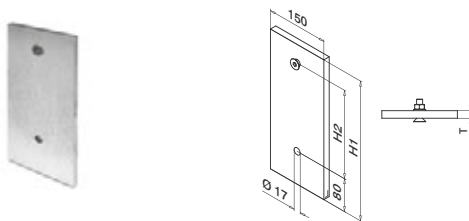
MOD 6920

Toebehoren			
	Q		
19.6920.000.00	Q-71		1

International Design Model Protection

Glasrailingbasis

EASY GLASS® SLIM - Montageplaten voor zijmontage



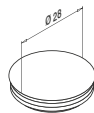
MOD 6951

Staal, verzinkt					
INDOOR					
19.6951.250.15	QS-507 464	H1	H2	T	1
		250	125	12	

Glasrailingbasis

EASY GLASS® SLIM - Afdekdoppen voor zijmontage

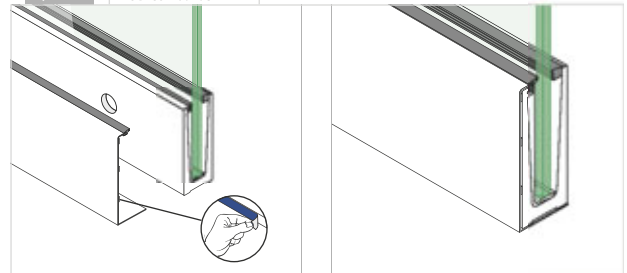
Gebruik zonder bekleding



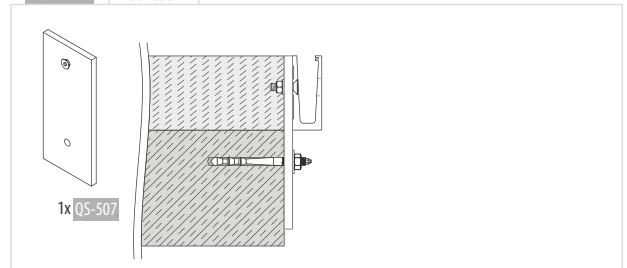
MOD 6922

ABS kunststof	Aluminium RAL 9006		
OUTDOOR			
24.6922.007.36			10

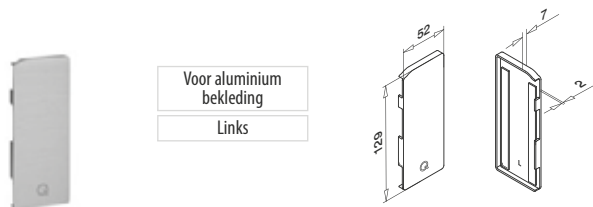
Q-INFO MOD 6920.x05



Q-INFO MOD 6951



EASY GLASS® SLIM - Eindstukken voor zijmontage

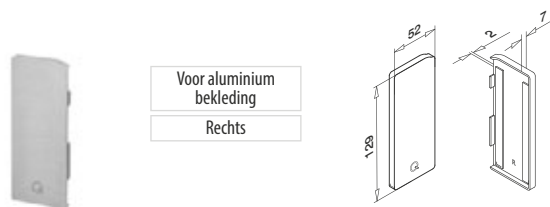


Voor aluminium
bekleding

Links

MOD 6734

Aluminium	Geborsteld aluminium
OUTDOOR	
16.6734.105.18	1

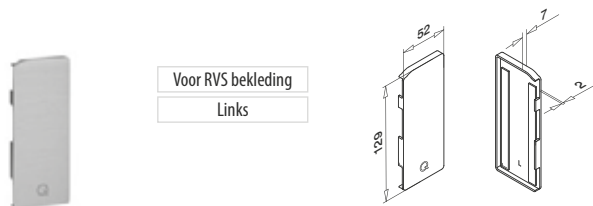


Voor aluminium
bekleding

Rechts

MOD 6735

Aluminium	Geborsteld aluminium
OUTDOOR	
16.6735.105.18	1

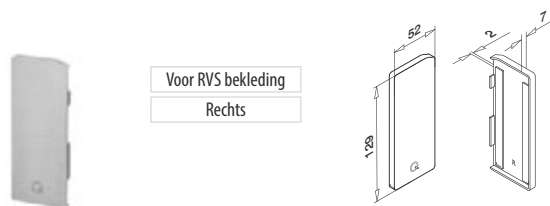


Voor RVS bekleding

Links

MOD 6734

Zamak	RVS look
OUTDOOR	
10.6734.105.20	1

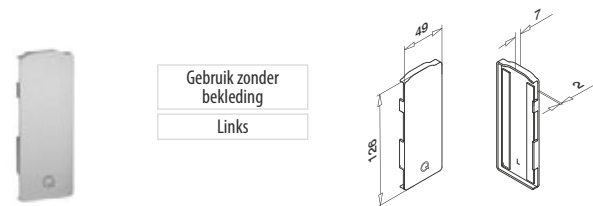


Voor RVS bekleding

Rechts

MOD 6735

Zamak	RVS look
OUTDOOR	
10.6735.105.20	1

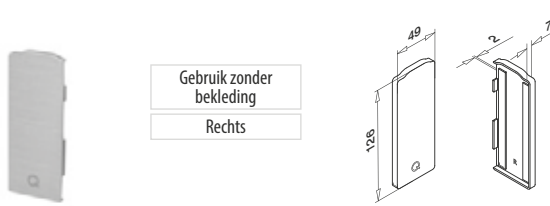


Gebruik zonder
bekleding

Links

MOD 6734

Aluminium	Geborsteld aluminium
OUTDOOR	
16.6734.005.18	1

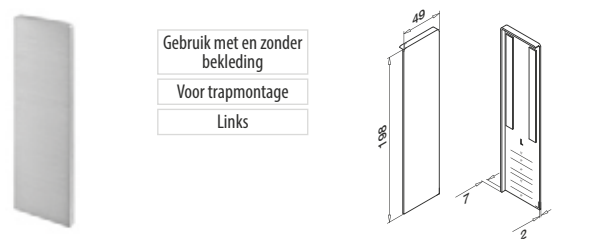


Gebruik zonder
bekleding

Rechts

MOD 6735

Aluminium	Geborsteld aluminium
OUTDOOR	
16.6735.005.18	1



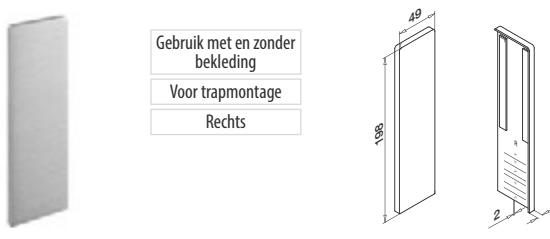
Gebruik met en zonder
bekleding

Voor trapmontage

Links

MOD 6736

Aluminium	Geborsteld aluminium
OUTDOOR	
16.6736.005.18	1



Gebruik met en zonder
bekleding

Voor trapmontage

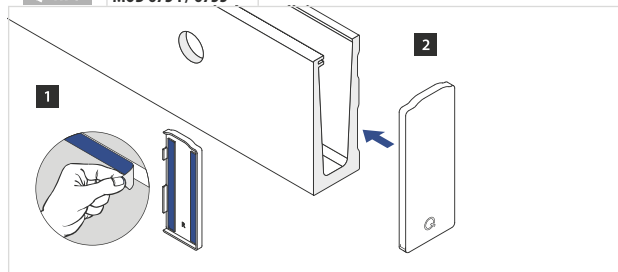
Rechts

MOD 6737

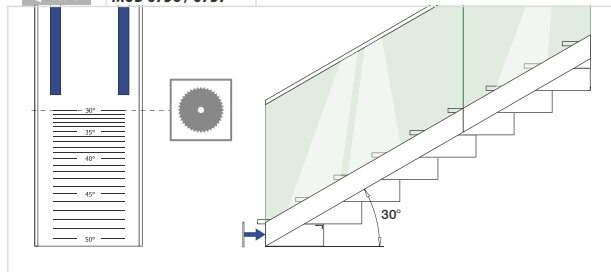
Aluminium	Geborsteld aluminium
OUTDOOR	
16.6737.005.18	1



Q-INFO MOD 6734 / 6735



Q-INFO MOD 6736 / 6737





EASY GLASS[®] SMART

BREEK HET
SNELHEIDSRECORD



Ongekend montagegemak

Easy Glass® Smart is dé glasrailingrevolutie! Gecomplieerde ankersystemen behoren hiermee definitief tot het verleden. Meerdere slimme nieuwe eigenschappen, waaronder het zeer innovatieve Q-disc System voor glasmontage, zorgen voor een snelle en voor de hand liggende montage en zelfs demontage.

- Symmetrisch gevormd vloerprofiel
- Licht en gemiddeld gebruik voor trappen en balustrades, zowel binnen als buiten
- Slechts een minimaal aantal ankers nodig voor de vloerprofielmontage
- Kies uit diverse montagemethoden: met zeskantankers, mechanische ankers, betonschroeven of chemische ankers
- Eenvoudige montage met een handige tool
- Aluminium vulplaten verkrijgbaar voor het opvangen van toleranties in constructieve ondervloeren

Met het Q-disc System. Kijk op pagina 40 voor meer informatie over deze unieke nieuwe manier om glasvullingen te monteren.

Easy Glass® Smart	UK	DE	NL	IT	CH	ES	FR
Max. lijnlast (kN/m)	0,74	1,0	1,0	2,0	1,6	3,0	1,0

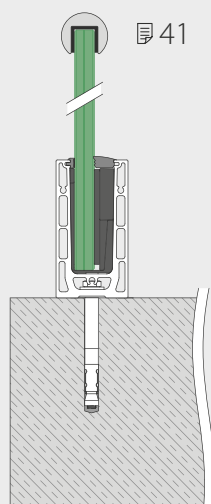
Let op de specificaties zoals bevestigingsmiddelen en glasafmetingen van de desbetreffende keurmerken. Kijk voor meer informatie op www.q-railing.com/certificaten



EASY GLASS® SMART VARIANTEN

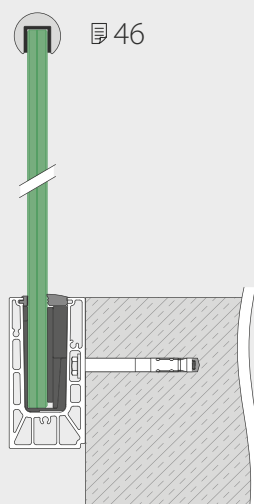
Smart Topmontage

- Ook voor ingieten (met toepassing van een beschermlaag)

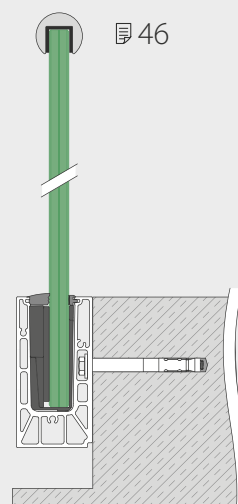


Smart Zijmontage

- Vloerprofielbekleding optioneel



- Ook voor montage aan binnenzijde van borstweringen
- Voor borstweringen en borstweringen
- Vloerprofielbekleding optioneel





Q-DISC® SYSTEM

DÉ INNOVATIE DIE DE WERELD OP Z'N KOP ZET



Een glasrailing monteren zal nooit meer hetzelfde zijn. Met het revolutionaire Q-disc® System kunt u glas sneller dan ooit inklemmen. Easy Glass® Smart is het eerste glasrailingsysteem met deze baanbrekende innovatie.

Hoe het werkt:

1

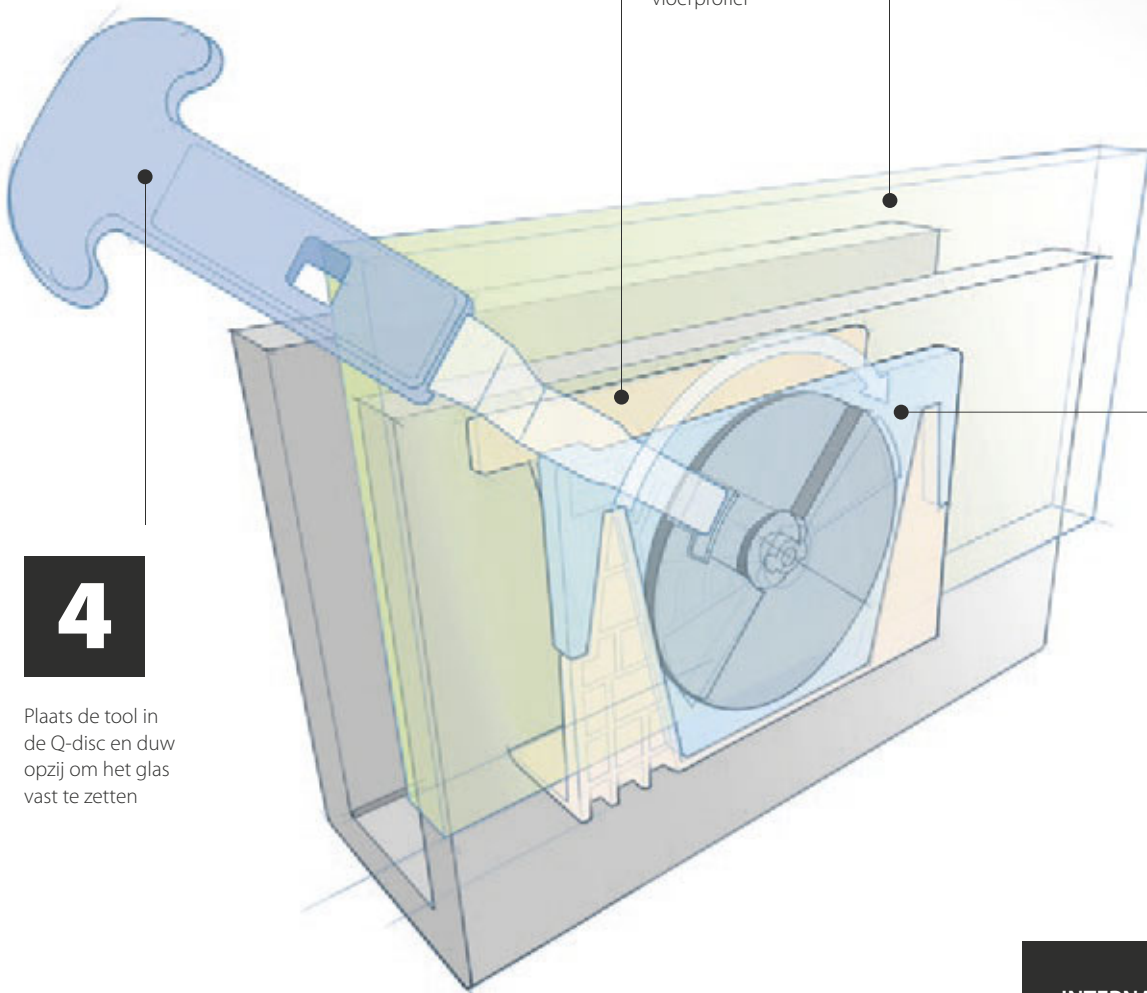
Leg de inlay in het Easy Glass Smart vloerprofiel

2

Plaats het glas

3

Voeg de Q-disc toe

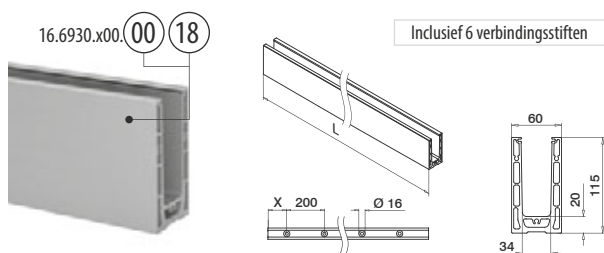


4

Plaats de tool in de Q-disc en duw opzij om het glas vast te zetten

INTERNATIONAL DESIGN
MODEL PROTECTION

EASY GLASS® SMART - Vloerprofielen voor topmontage



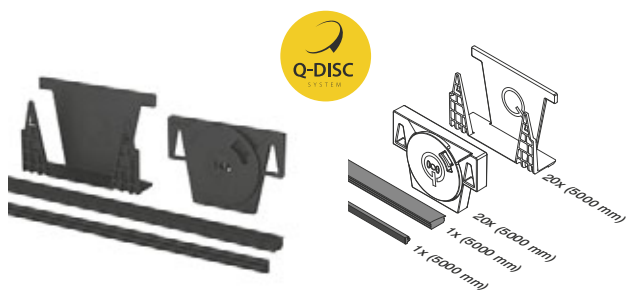
MOD 6930

Aluminium	Onbewerkt				
INDOOR	X				
16.6930.500.00	100	QS-558	465 / QS-561	466	L = 5000 mm
Aluminium	Geborsteld aluminium				
OUTDOOR	X				
16.6930.000.18	50	QS-557	465 / QS-560	466	L = 2500 mm
16.6930.500.18	100	QS-557	465 / QS-560	466	L = 5000 mm



EASY GLASS® SMART - Q-disc® System (rubber- en keggensets)

Voor **niet** instelbare glasinklemming




MOD 6930

Toebehoren	T	
19.6930.912.00	12	L = 5000 mm
19.6930.913.00	12,76 (6-0,76-6) - 13,52 (6-1,52-6)	L = 5000 mm
19.6930.915.00	15	L = 5000 mm
19.6930.917.00	16,76 (8-0,76-8) - 17,52 (8-1,52-8)	L = 5000 mm
19.6930.919.00	19	L = 5000 mm
19.6930.921.00	20,76 (10-0,76-10) - 21,52 (10,1,52-10)	L = 5000 mm



Q-disc System: Het glas wordt geklemd, boren is niet nodig.

Q-INFO MOD 6930



Onbewerkt



Geborsteld en geanodiseerd aluminium

Q-INFO

PREFIX – Wij kunnen de volgende service verlenen volgens uw exacte specificaties

- Boren
- Zagen
- Buigen
- Poedercoating (niet-geanodiseerd aluminium producten)

Neem contact met ons op voor meer informatie.

Bevestigingsmateriaal voor railingsystemen



MOD 4712

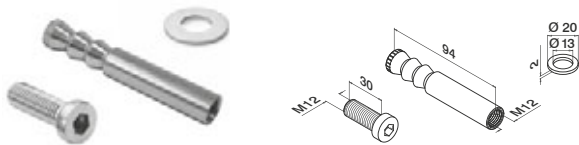
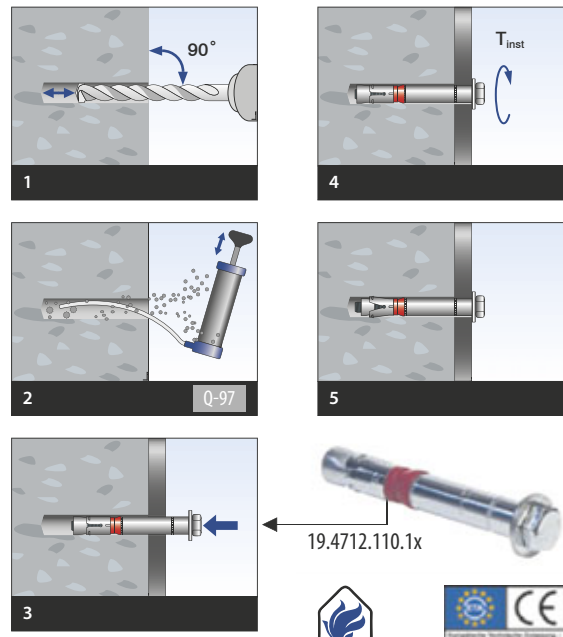
Staal, verzinkt

INDOOR	QS	Type	Ø	L	316
19.4712.110.15	QS-561	Q SZ 12/10	12	Ø12	25
OUTDOOR	QS	Type	Ø	L	316
19.4712.110.14	QS-560	Q SZ 12/10 A4	12	Ø12	25



Q-INFO

Montage-instructie Q-anchor SZ 12/10



MOD 4512

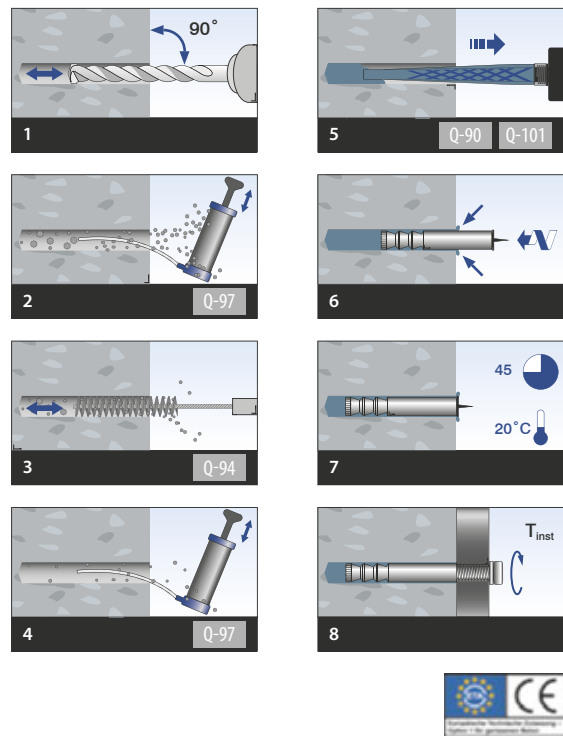
Staal, verzinkt

INDOOR	QS	Type	Ø	316
19.4512.124.15	QS-558	Q VMZ-IG 90 M12	Ø18	10
OUTDOOR	QS	Type	Ø	316
19.4512.124.14	QS-557	Q VMZ-IG 90 M12 A4	Ø18	10



Q-INFO

Montage-instructie Q-anchor VMZ-IG



Selecteer het bevestigingsanker dat voldoet aan uw constructie-eisen in de tabellen op www.q-railing.com/bevestigingsanker

EASY GLASS® SMART - Q-disc® gereedschap

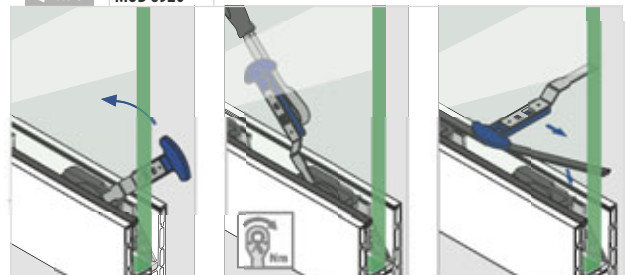


MOD 6920

Toebehoren

Q	316	
19.6920.002.00	Q-83	1

Q-INFO MOD 6920



Bevestigingsmateriaal voor railingsystemen



MOD 4412

Staal, verzinkt

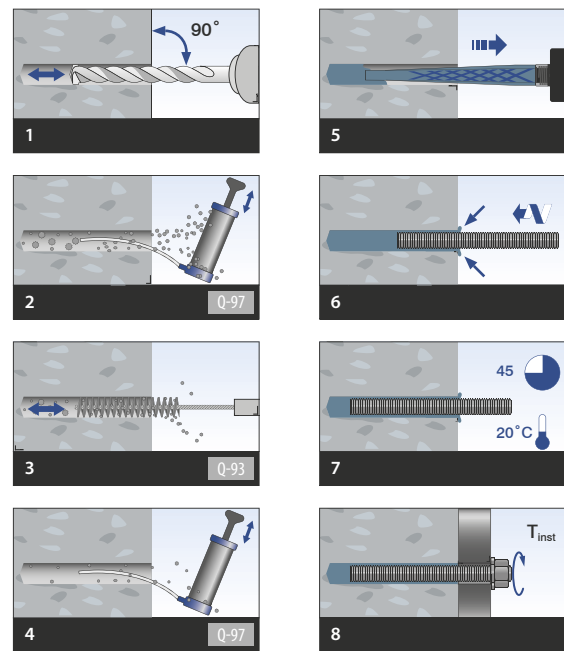
INDOOR	QS	Type	M	L
19.4412.175.15	QS-276	Q-VMU-A 12x175	12	175
316				
OUTDOOR	QS	Type	M	L
19.4412.175.14	QS-277	Q-VMU-A 12x175	12	175



Selecteer het bevestigingsanker dat voldoet aan uw constructie-eisen in de tabellen op www.q-railing.com/bevestigingsanker

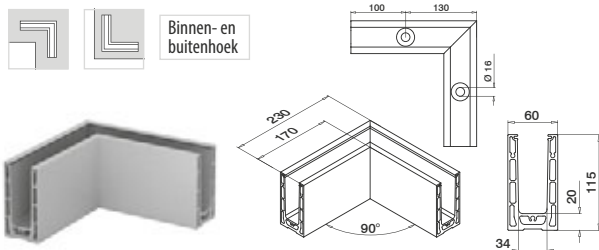
Q-INFO

Montage-instructie Q-anchor VMU



Glasrailingbasis

EASY GLASS® SMART - Verbinders voor topmontage

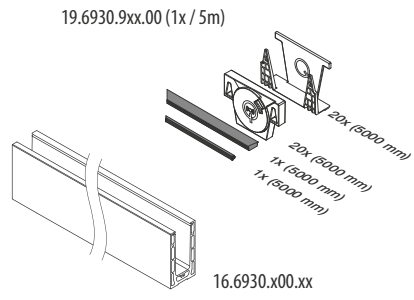
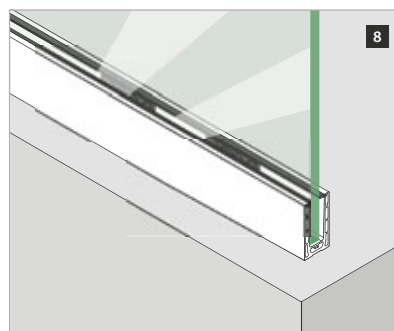
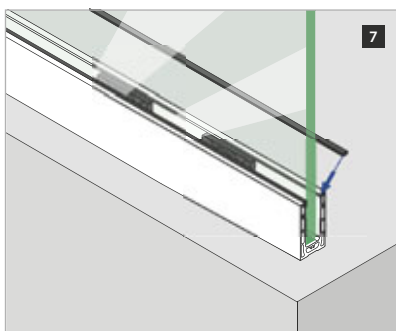
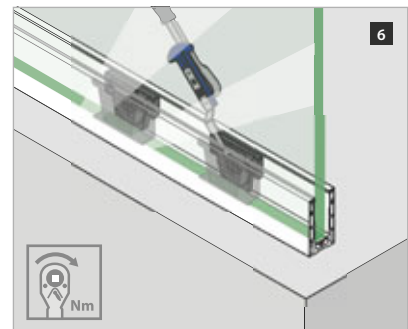
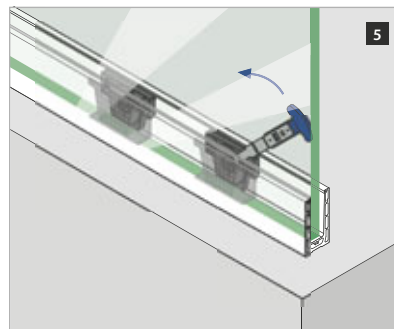
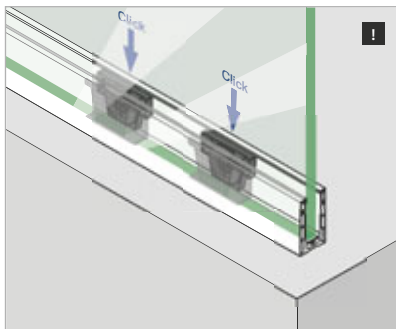
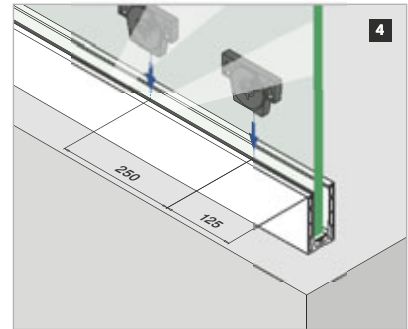
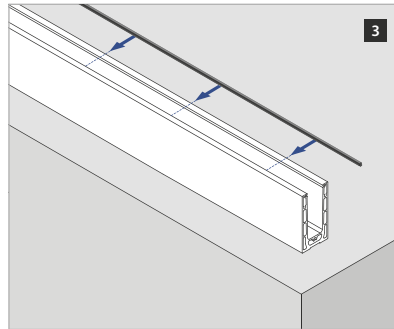
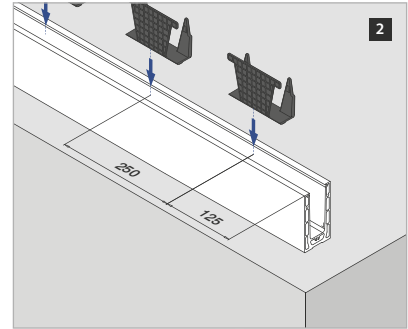
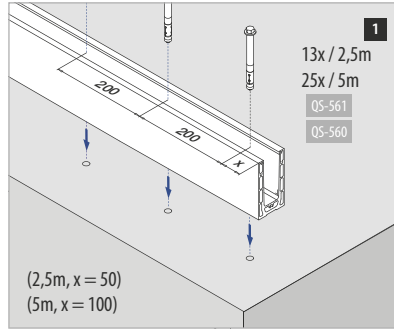
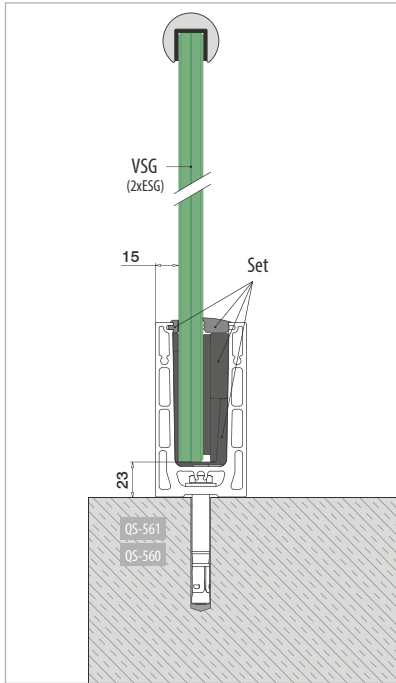


MOD 6313

Aluminium	Onbewerkt		
INDOOR			
16.6313.030.00	QS-558 / 465 / QS-561 / 466		1
Aluminium	Geborsteld aluminium		
OUTDOOR			
16.6313.030.18	QS-557 / 465 / QS-560 / 465		1



Q-INFO MOD 6930

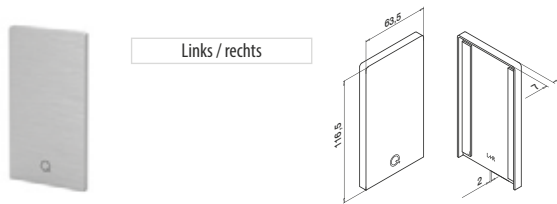


VSG (2x ESG): Gelaagd gehard glas
ESG : Gehard glas

Let op de specificaties zoals bevestigingsmiddelen en glasafmetingen van de desbetreffende keurmerken.

Assembly video:
www.q-railing.com/videos

EASY GLASS® SMART - Eindstukken voor topmontage

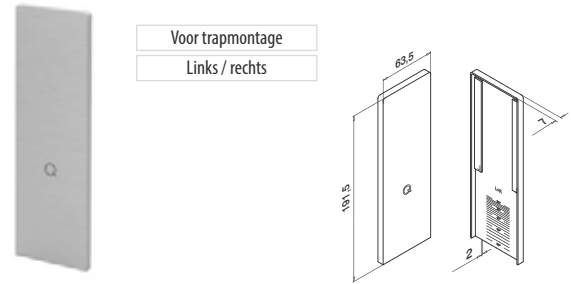


Links / rechts

MOD 6734

Aluminium	Onbewerkt	
INDOOR		
16.6734.030.00		1
Aluminium	Geborsteld aluminium	
OUTDOOR		
16.6734.030.18		1

NEW



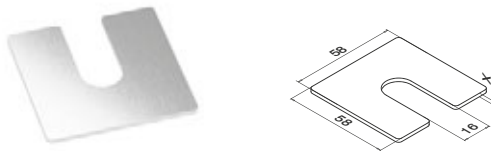
Voor trapmontage
Links / rechts

MOD 6736

Aluminium	Onbewerkt	
INDOOR		
16.6736.030.00		1
Aluminium	Geborsteld aluminium	
OUTDOOR		
16.6736.030.18		1

NEW

EASY GLASS® SMART - Opvulplaat

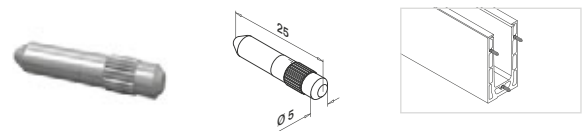


MOD 6921

Aluminium	Onbewerkt	
	X	
19.6921.160.00	1	100
19.6921.260.00	2	100
19.6921.360.00	3	100

NEW

EASY GLASS® - Verbindingsstiften

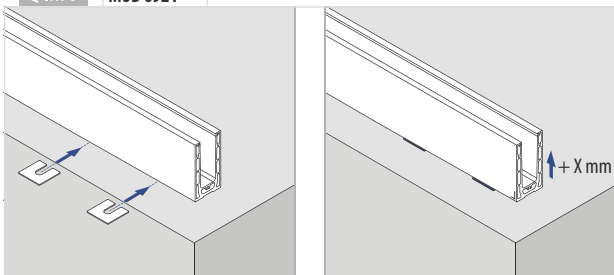


MOD 3005

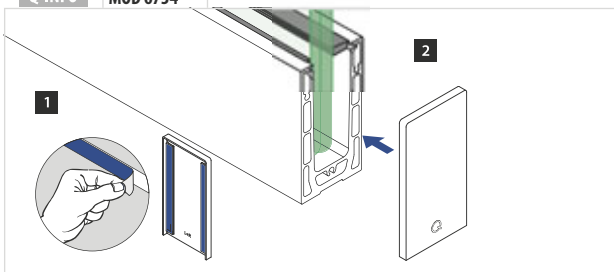
316		
OUTDOOR		
14.3005.000.00		6



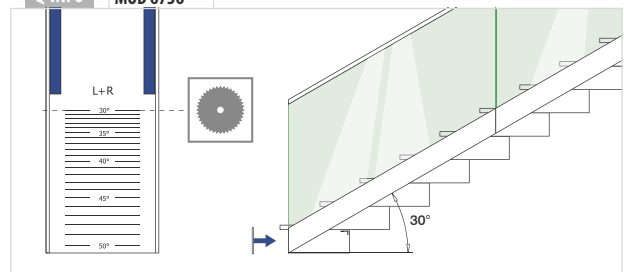
Q-INFO **MOD 6921**



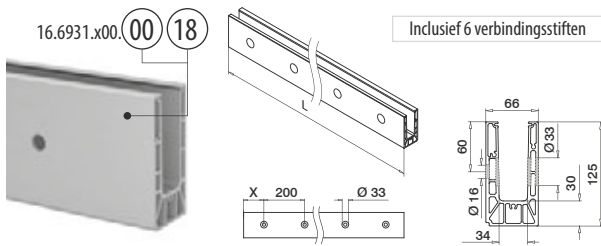
Q-INFO **MOD 6734**



Q-INFO **MOD 6736**



EASY GLASS® SMART - Vloerprofielen voor zijmontage



MOD 6931

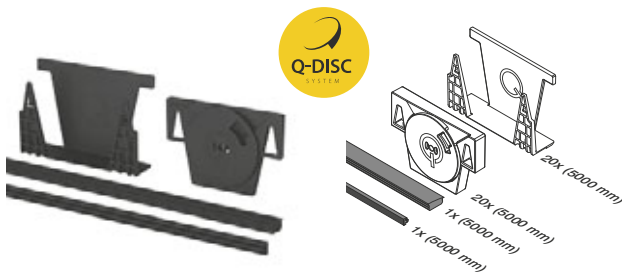
Aluminium	Onbewerkt			
INDOOR	X			
16.6931.500.00	100	QS-558 465 / QS-561 466	L = 5000 mm	
Aluminium	Geborsteld aluminium			
OUTDOOR	X			
16.6931.000.18	50	QS-557 465 / QS-560 465	L = 2500 mm	
16.6931.500.18	100	QS-557 465 / QS-560 465	L = 5000 mm	



International Design Model Protection

EASY GLASS® SMART - Q-disc® System (rubber- en kegnensets)

Voor **niet** instelbare glasinklemming



MOD 6930

Toebehoren	T	
19.6930.912.00	12	L = 5000 mm
19.6930.913.00	12,76 (6-0,76-6) - 13,52 (6-1,52-6)	L = 5000 mm
19.6930.915.00	15	L = 5000 mm
19.6930.917.00	16,76 (8-0,76-8) - 17,52 (8-1,52-8)	L = 5000 mm
19.6930.919.00	19	L = 5000 mm
19.6930.921.00	20,76 (10-0,76-10) - 21,52 (10,1,52-10)	L = 5000 mm



International Design Model Protection

Q-disc System: Het glas wordt geklemd, boren is niet nodig.

Q-INFO MOD 6931



Onbewerkt



Geborsteld en geanodiseerd aluminium

Q-INFO

PREFIX – Wij kunnen de volgende service verlenen volgens uw exacte specificaties

- Boren
- Zagen
- Buigen
- Poedercoating (niet-geanodiseerd aluminium producten)

Neem contact met ons op voor meer informatie.

Bevestigingsmateriaal voor railingsystemen



MOD 4712

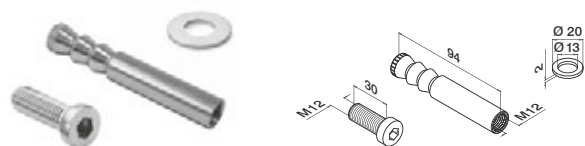
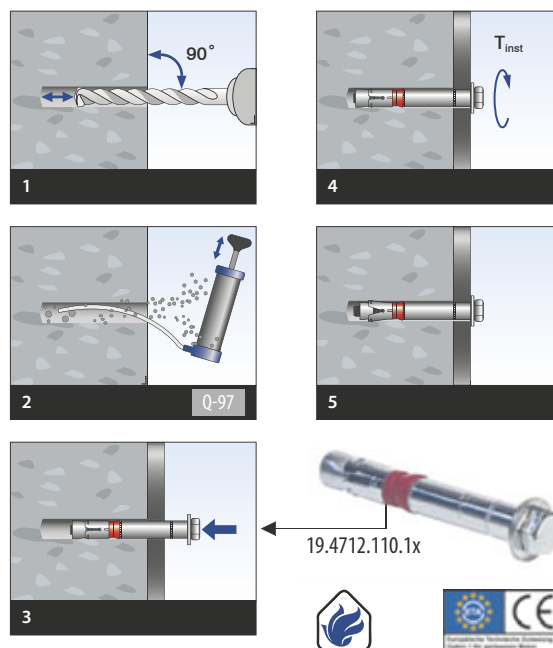
Staal, verzinkt

INDOOR	QS	Type	Ø		L	
19.4712.110.15	QS-561	Q SZ 12/10	12	Ø12	85	25
316						
OUTDOOR	QS	Type	Ø		L	
19.4712.110.14	QS-560	Q SZ 12/10 A4	12	Ø12	85	25



Q-INFO

Montage-instructie Q-anchor SZ 12/10



MOD 4512

Staal, verzinkt

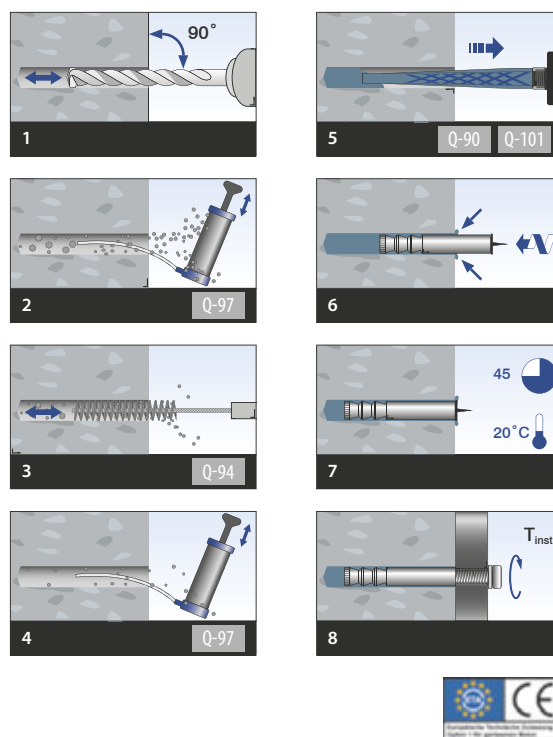
INDOOR	QS	Type		
19.4512.124.15	QS-558	Q VMZ-IG 90 M12	Ø18	10
316				
OUTDOOR	QS	Type		
19.4512.124.14	QS-557	Q VMZ-IG 90 M12 A4	Ø18	10



Selecteer het bevestigingsanker dat voldoet aan uw constructie-eisen in de tabellen op www.q-railing.com/bevestigingsanker

Q-INFO

Montage-instructie Q-anchor VMZ-IG



EASY GLASS® SMART - Q-disc® gereedschap



MOD 6920

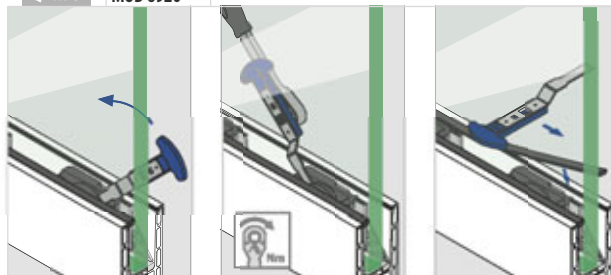
Toebehoren

Q		
19.6920.002.00	Q-83	1



Q-INFO

MOD 6920



Bevestigingsmateriaal voor railingsystemen



MOD 4412

Staal, verzinkt

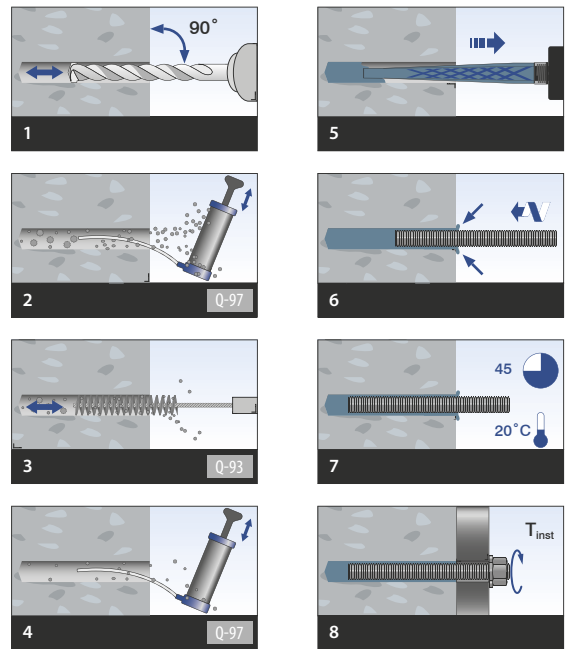
INDOOR	QS	Type	M	L
19.4412.175.15	QS-276	Q-VMU-A 12x175	12	175
316				
OUTDOOR	QS	Type	M	L
19.4412.175.14	QS-277	Q-VMU-A 12x175	12	175



Selecteer het bevestigingsanker dat voldoet aan uw constructie-eisen in de tabellen op www.q-railing.com/bevestigingsanker

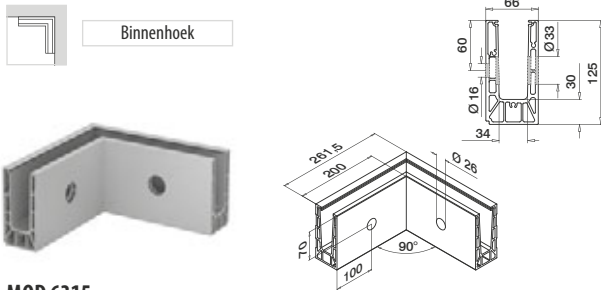
Q-INFO

Montage-instructie Q-anchor VMU



Glasrailingbasis

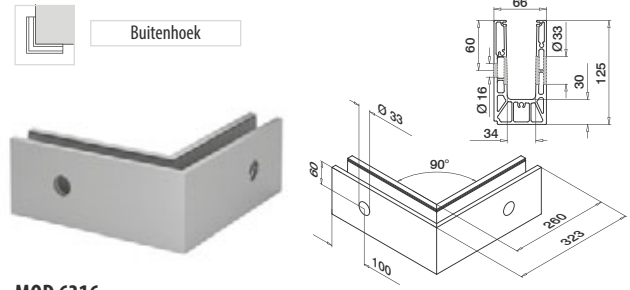
EASY GLASS® SMART - Verbinders voor zijmontage



MOD 6315

Aluminium Onbewerkt

INDOOR	QS	465 / QS-561	466
16.6315.031.00	QS-558	465 / QS-561	466
Aluminium Geborsteld aluminium			
OUTDOOR	QS	465 / QS-560	466
16.6315.031.18	QS-557	465 / QS-560	466



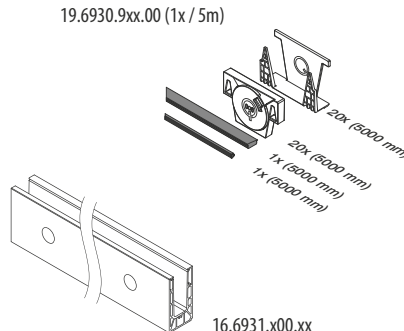
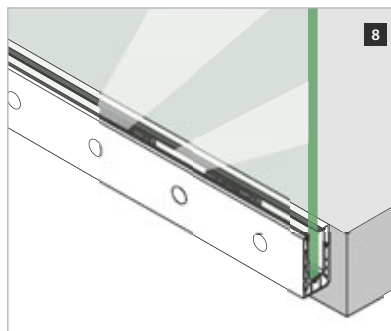
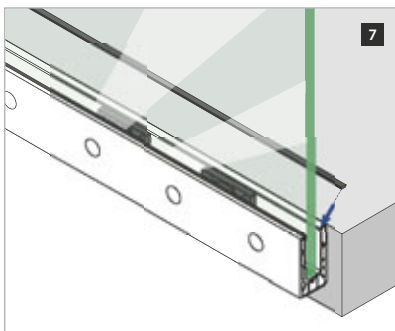
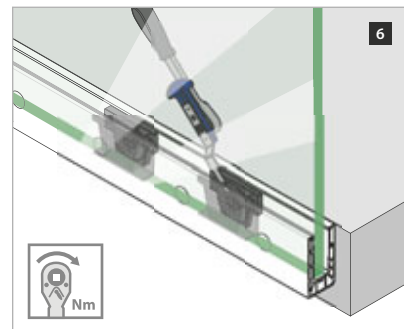
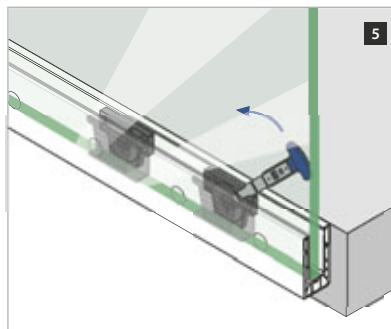
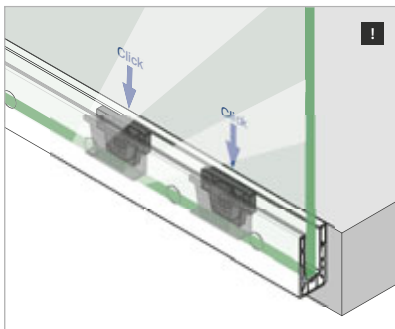
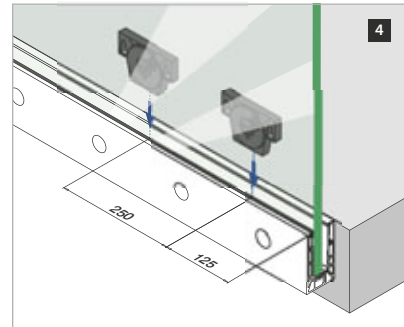
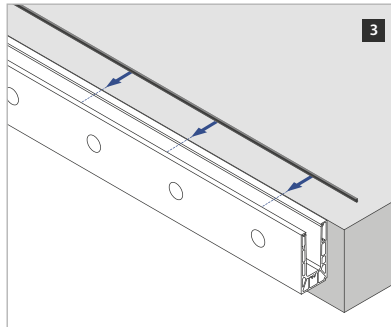
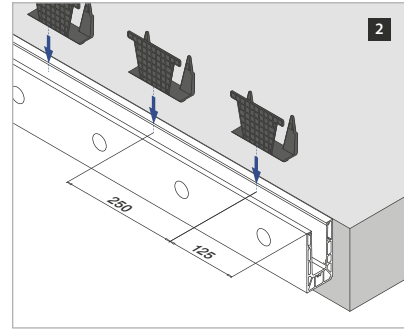
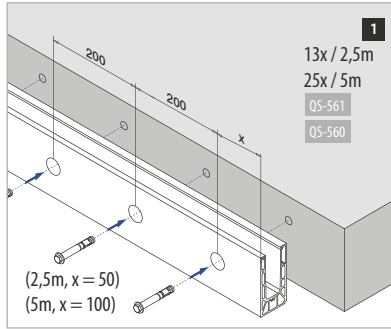
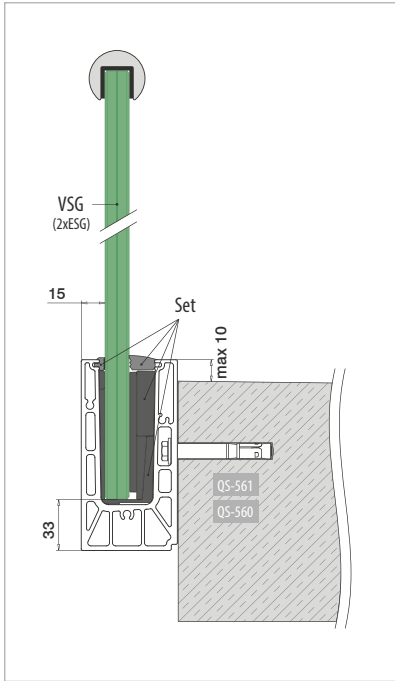
MOD 6316

Aluminium Onbewerkt

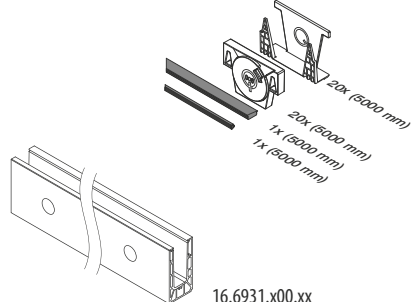
INDOOR	QS	465 / QS-561	466
16.6316.031.00	QS-558	465 / QS-561	466
Aluminium Geborsteld aluminium			
OUTDOOR	QS	465 / QS-560	466
16.6316.031.18	QS-557	465 / QS-560	466



Q-INFO MOD 6931



19.6930.9xx.00 (1x / 5m)



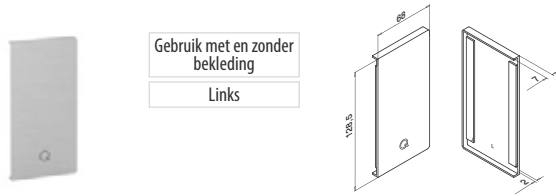
16.6931.x00.xx

VSG (2x ESG): Gelaagd gehard glas
ESG : Gehard glas

Let op de specificaties zoals bevestigingsmiddelen en glasafmetingen van de desbetreffende keurmerken.

Assembly video:
www.q-railing.com/videos

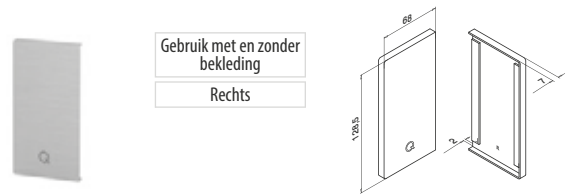
EASY GLASS® SMART - Eindstukken voor zijmontage



MOD 6734

Aluminium	Onbewerkt	
INDOOR		
16.6734.031.00		1
Aluminium	Geborsteld aluminium	
OUTDOOR		
16.6734.031.18		1

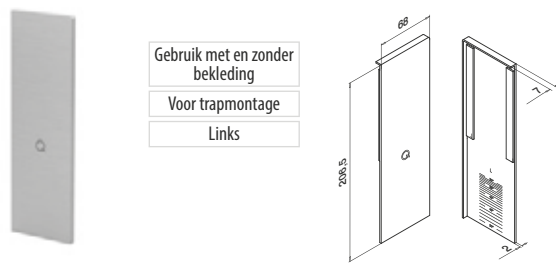
NEW



MOD 6735

Aluminium	Onbewerkt	
INDOOR		
16.6735.031.00		1
Aluminium	Geborsteld aluminium	
OUTDOOR		
16.6735.031.18		1

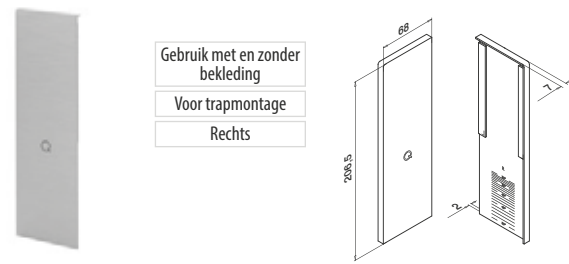
NEW



MOD 6736

Aluminium	Onbewerkt	
INDOOR		
16.6736.031.00		1
Aluminium	Geborsteld aluminium	
OUTDOOR		
16.6736.031.18		1

NEW



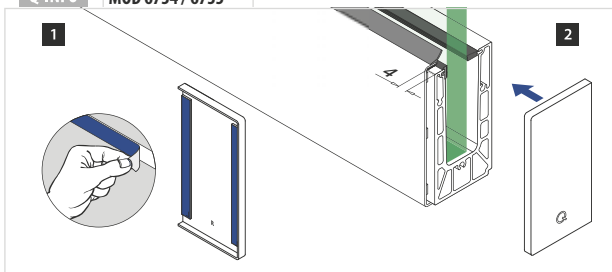
MOD 6737

Aluminium	Onbewerkt	
INDOOR		
16.6737.031.00		1
Aluminium	Geborsteld aluminium	
OUTDOOR		
16.6737.031.18		1

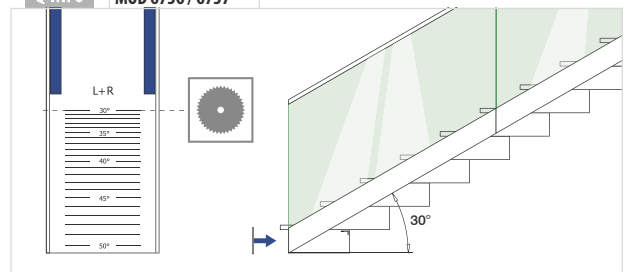
NEW



Q-INFO MOD 6734 / 6735



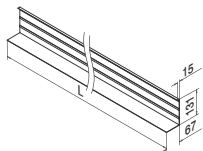
Q-INFO MOD 6736 / 6737



Glasrailingbasis

EASY GLASS® SMART - Bekleding voor zijmontage

Bekleding voorzijde



MOD 6920

Aluminium

Geborsteld aluminium

OUTDOOR



16.6920.531.18

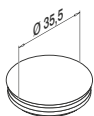
L = 5000 mm

NEW



Glasrailingbasis

EASY GLASS® SMART - Afdekcapen voor zijmontage

Gebruik zonder
bekleding

MOD 6915

ABS kunststof

Aluminium RAL 9006

OUTDOOR



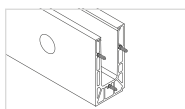
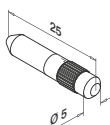
24.6915.033.36

10

NEW

Glasrailingbasis

EASY GLASS® - Verbindingsstiften



MOD 3005

316

OUTDOOR



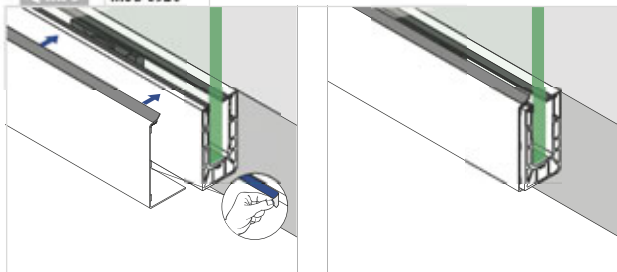
14.3005.000.00

6



Q-INFO


MOD 6920





EASY GLASS[®] PRO

EENVOUDIGE
GLASUITLIJNING



Eenvoudige montage en glasuitlijning

Voer al het werk vanaf de binnenzijde uit

Easy Glass® Pro monteren is simpel. En met de verstelbare rubbers en keggenset van het Safety Wedge System kunt u de glaspanelen ook nog eens individueel tot 10 mm in verticale richting uitlijnen. Kies bovendien uit vijf verschillende vloerprofielen. Zo is er altijd een Pro oplossing die bij uw constructievraagstuk past.

- Licht en gemiddeld gebruik voor trappen en balustrades, zowel binnen als buiten
- Monteer met gunstig geprijsde zeskantankers i.p.v. ankers met verzonken kop
- Minder ankers nodig voor topmontageprofielen
- Te combineren met:
 - Alle Q-railing op glas gemonteerde handrailingen, U-profielbuis, U-profielen en glasrandbescherming
 - Q-glass (glasvulling op maat en standaard glas uit voorraad)
 - Q-lights Linear Light (voor vloerprofielbekleding, handrailingen en U-profielbuis met LED)

Easy Glass® Pro	UK	DE	NL	IT	CH	ES	FR
Max. lijnlast (kN/m)	1,5	1,0	1,0	>2,0	1,6	1,6	1,0

Let op de specificaties zoals bevestigingsmiddelen en glasafmetingen van de desbetreffende keurmerken. Kijk voor meer informatie op www.q-railing.com/certificaten



EASY GLASS® PRO VARIANTEN

Pro Topmontage

- Ook voor ingieten
- Ook verkrijgbaar met RVS look
- LED vloerprofielbekleding optioneel

Pro F Topmontage

- Voor onafgewerkte vloeren
- Ook voor montage op of voorbij de betonrand

Pro Zijmontage

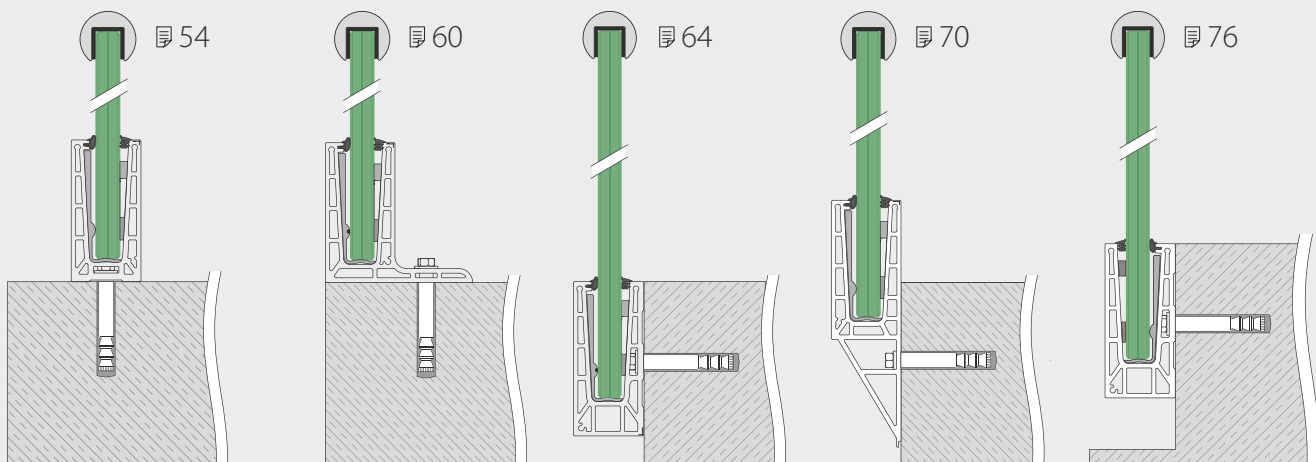
- Vloerprofielbekleding optioneel

Pro Y Zijmontage

- Voor onafgewerkte vloeren
- Ook voor montage tegen of voorbij de betonrand
- Vloerprofielbekleding optioneel

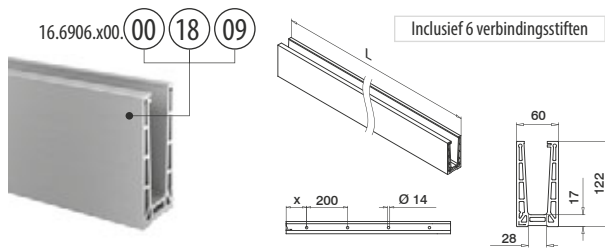
Pro Inverse Zijmontage

- Voor borstweringen
- Vloerprofielbekleding optioneel



Glasrailingbasis

EASY GLASS® PRO - Vloerprofielen voor topmontage



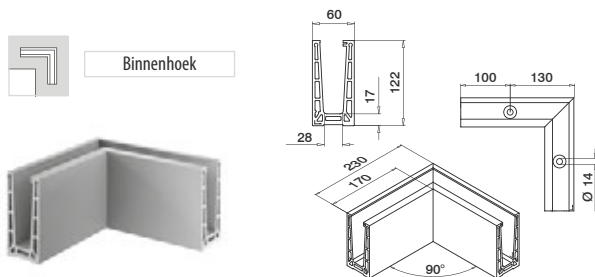
MOD 6906

Aluminium	Onbewerkt			
INDOOR	X			
16.6906.500.00	100	QS-558	465 / QS-561	466 L = 5000 mm
Aluminium	Geborsteld aluminium			
OUTDOOR	X			
16.6906.000.18	50	QS-557	465 / QS-560	466 L = 2500 mm
16.6906.500.18	100	QS-557	465 / QS-560	466 L = 5000 mm
Aluminium	RVS look			
16.6906.500.09	100	QS-557	465 / QS-560	465 L = 5000 mm



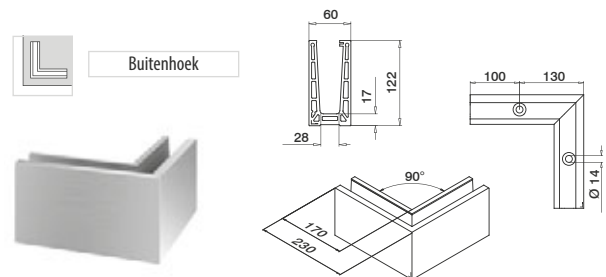
Glasrailingbasis

EASY GLASS® PRO - Verbinders voor topmontage



MOD 6313

Aluminium	Geborsteld aluminium			
OUTDOOR	X			
16.6313.006.18		QS-557	465 / QS-560	465 1
Aluminium	RVS look			
16.6313.006.09		QS-557	465 / QS-560	465 1



MOD 6314


Aluminium	Geborsteld aluminium			
OUTDOOR	X			
16.6314.006.18		QS-557	465 / QS-560	465 1
Aluminium	RVS look			
16.6314.006.09		QS-557	465 / QS-560	465 1



Q-INFO MOD 6906



Geborsteld en geanodiseerd aluminium

RVS look
Perfect passend bij onze RVS-onderdelen

Onbewerkt

Q-INFO

PREFIX – Wij kunnen de volgende service verlenen volgens uw exacte specificaties

- Boren
- Zagen
- Buigen
- Poedercoating (niet-geanodiseerd aluminium producten)

Neem contact met ons op voor meer informatie.

Bevestigingsmateriaal voor railingsystemen



MOD 4712

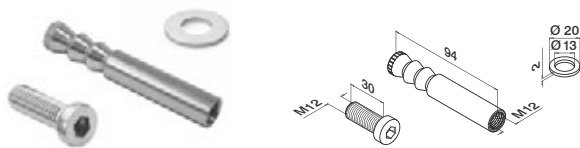
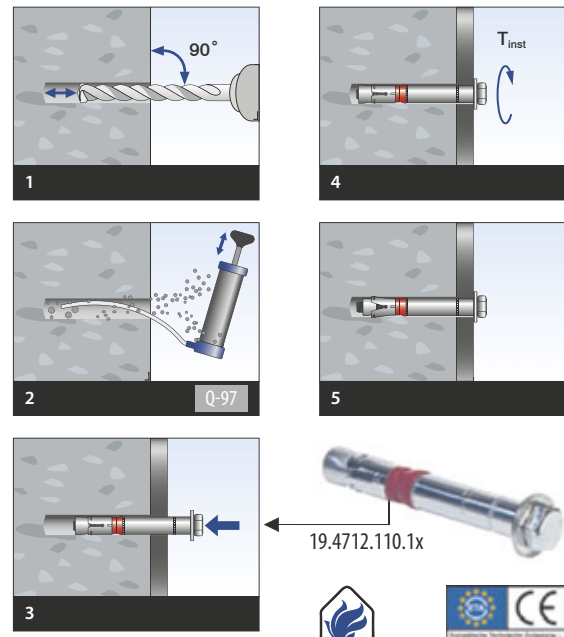
Staal, verzinkt

INDOOR	QS	Type	Ø		L	
19.4712.110.15	QS-561	Q SZ 12/10	12	Ø12	85	25
316						
OUTDOOR	QS	Type	Ø		L	
19.4712.110.14	QS-560	Q SZ 12/10 A4	12	Ø12	85	25



Q-INFO

Montage-instructie Q-anchor SZ 12/10



MOD 4512

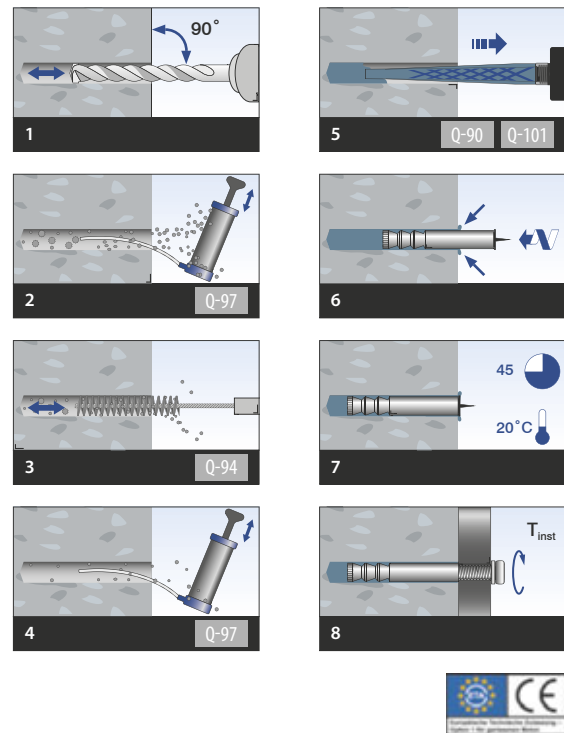
Staal, verzinkt

INDOOR	QS	Type	Ø	
19.4512.124.15	QS-558	Q VMZ-IG 90 M12	Ø18	10
316				
OUTDOOR	QS	Type	Ø	
19.4512.124.14	QS-557	Q VMZ-IG 90 M12 A4	Ø18	10

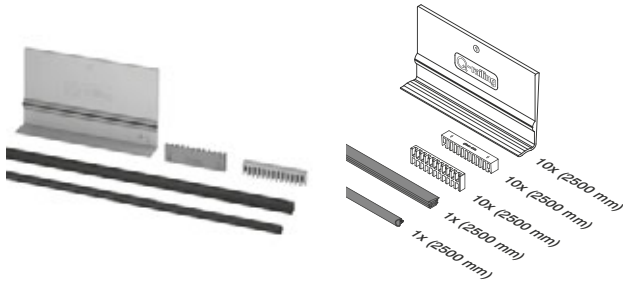


Q-INFO

Montage-instructie Q-anchor VMZ-IG



Selecteer het bevestigingsanker dat voldoet aan uw constructie-eisen in de tabellen op www.q-railing.com/bevestigingsanker



MOD 6906

Toebehoren		
	T	
19.6906.012.00	12	L = 2500 mm
19.6906.013.00	12,76 (6 - 0,76 - 6)	L = 2500 mm
19.6906.014.00	13,52 (6 - 1,52 - 6)	L = 2500 mm
19.6906.015.00	15	L = 2500 mm
19.6906.017.00	16,76 (8 - 0,76 - 8)	L = 2500 mm
19.6906.018.00	17,52 (8 - 1,52 - 8)	L = 2500 mm
19.6906.019.00	19	L = 2500 mm
19.6906.021.00	20,76 (10 - 0,76 - 10)	L = 2500 mm
19.6906.022.00	21,52 (10 - 1,52 - 10)	L = 2500 mm

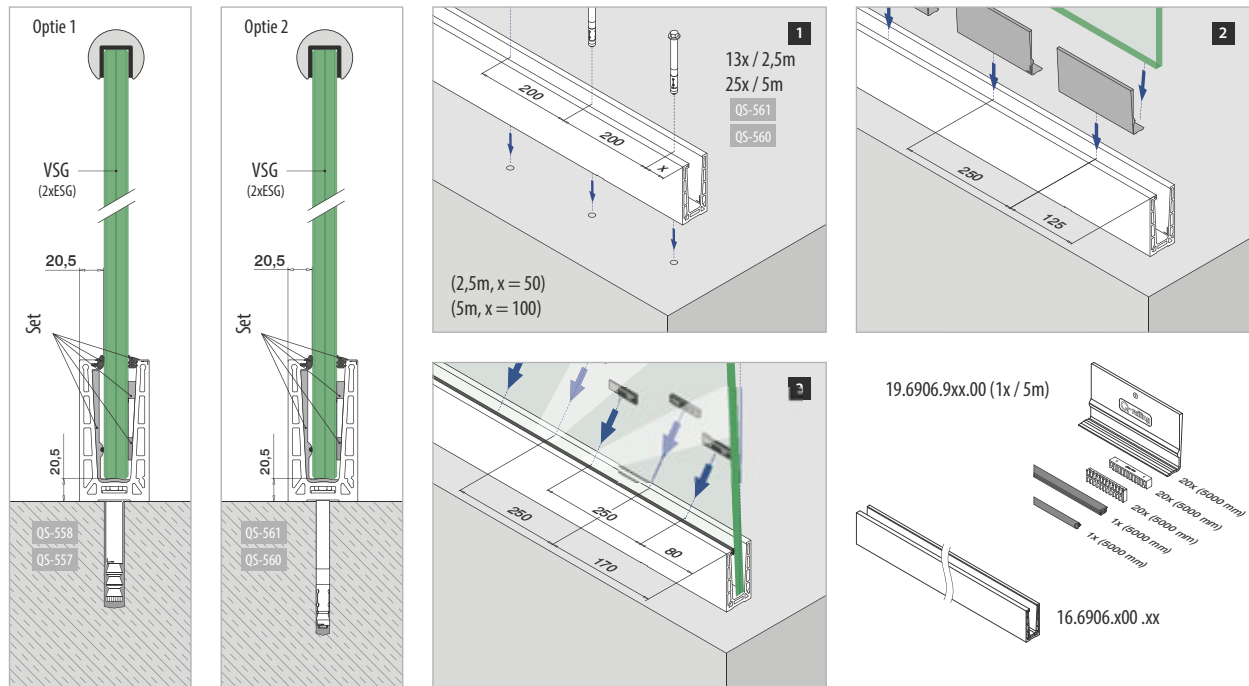
	T	
19.6906.912.00	12	L = 5000 mm
19.6906.913.00	12,76 (6 - 0,76 - 6)	L = 5000 mm
19.6906.914.00	13,52 (6 - 1,52 - 6)	L = 5000 mm
19.6906.915.00	15	L = 5000 mm
19.6906.917.00	16,76 (8 - 0,76 - 8)	L = 5000 mm
19.6906.918.00	17,52 (8 - 1,52 - 8)	L = 5000 mm
19.6906.919.00	19	L = 5000 mm
19.6906.921.00	20,76 (10 - 0,76 - 10)	L = 5000 mm
19.6906.922.00	21,52 (10 - 1,52 - 10)	L = 5000 mm

19.6906.512.00	12	L = 25 m
19.6906.513.00	12,76 (6 - 0,76 - 6)	L = 25 m
19.6906.514.00	13,52 (6 - 1,52 - 6)	L = 25 m
19.6906.515.00	15	L = 25 m
19.6906.517.00	16,76 (8 - 0,76 - 8)	L = 25 m
19.6906.518.00	17,52 (8 - 1,52 - 8)	L = 25 m
19.6906.519.00	19	L = 25 m
19.6906.521.00	20,76 (10 - 0,76 - 10)	L = 25 m
19.6906.522.00	21,52 (10 - 1,52 - 10)	L = 25 m

International Design Model Protection

EASY GLASS® PRO - Vloerprofielen voor topmontage

Q-INFO

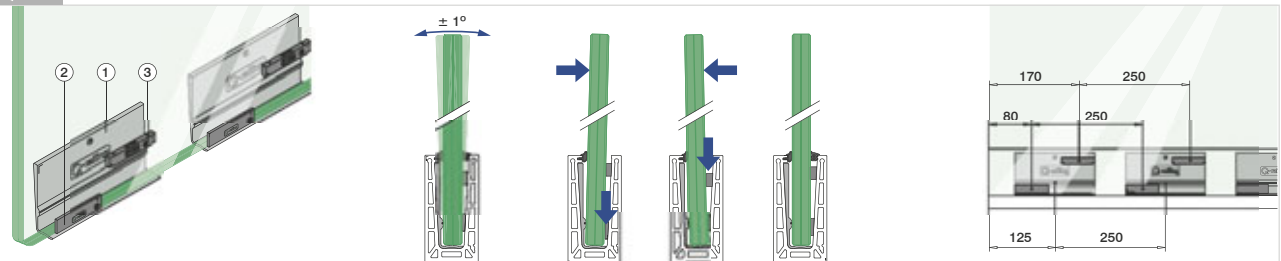



VSG (2x ESG): Gelaagd gehard glas
ESG : Gehard glas

Let op de specificaties zoals bevestigingsmiddelen en glasafmetingen van de desbetreffende keurmerken.

Assembly video:
www.q-railing.com/videos

Q-INFO





MOD 6901

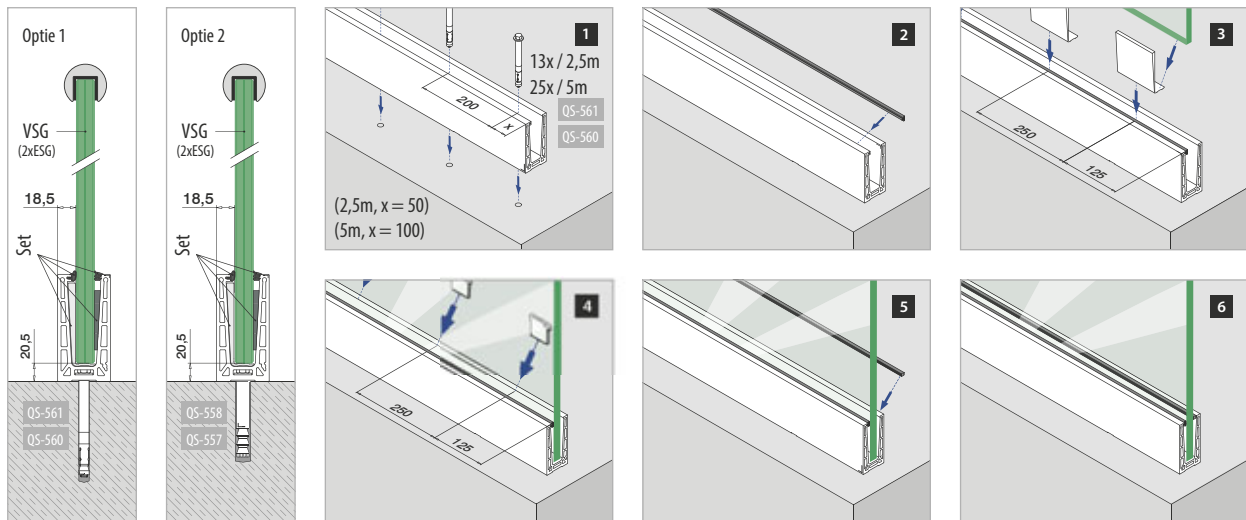
Toebehoren		
	T	
19.6901.912.00	12	L = 5000 mm
19.6901.913.00	12,76 (6 - 0,76 - 6)	L = 5000 mm
19.6901.914.00	13,52 (6 - 1,52 - 6)	L = 5000 mm
19.6901.915.00	15	L = 5000 mm
19.6901.917.00	16,76 (8 - 0,76 - 8)	L = 5000 mm
19.6901.918.00	17,52 (8 - 1,52 - 8)	L = 5000 mm
19.6901.919.00	19	L = 5000 mm
19.6901.921.00	20,76 (10 - 0,76 - 10)	L = 5000 mm
19.6901.922.00	21,52 (10 - 1,52 - 10)	L = 5000 mm

International Design Model Protection

Safety Wedge System: Het glas wordt geklemd, boren is niet nodig.

EASY GLASS® PRO - Vloerprofielen voor topmontage

Q-INFO



VSG (2x ESG): Gelaagd gehard glas
ESG: Gehard glas

Let op de specificaties zoals bevestigingsmiddelen en glasafmetingen van de desbetreffende keurmerken.

EASY GLASS® - Multitool



MOD 6920

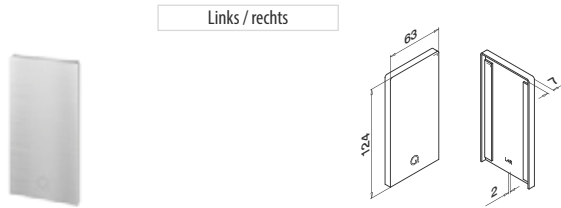
Toebehoren		
	Q	
19.6920.000.00	Q-71	1

International Design Model Protection



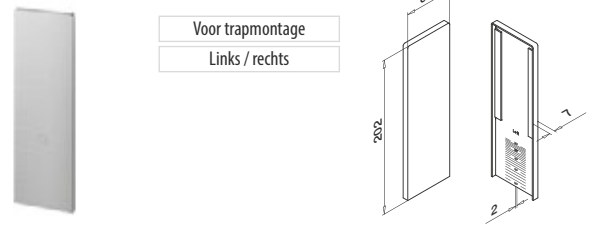
Glasrailingbasis

EASY GLASS® PRO - Eindstukken voor topmontage



MOD 6734

Aluminium	Geborsteld aluminium	
OUTDOOR		
16.6734.006.18		1
Aluminium	RVS look	
16.6734.006.09		1



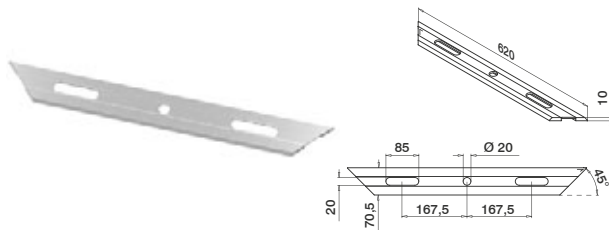
MOD 6736

Aluminium	Geborsteld aluminium	
OUTDOOR		
16.6736.006.18		1
Aluminium	RVS look	
16.6736.006.09		1



Glasrailingbasis

EASY GLASS® PRO - Drainageprofielen voor topmontage

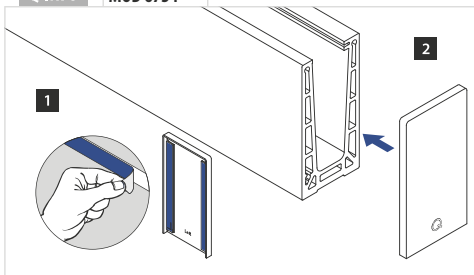


MOD 6948

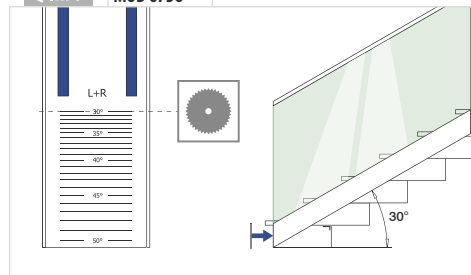
Aluminium	Geborsteld aluminium	
OUTDOOR		
16.6948.006.18		4

International Design Model Protection

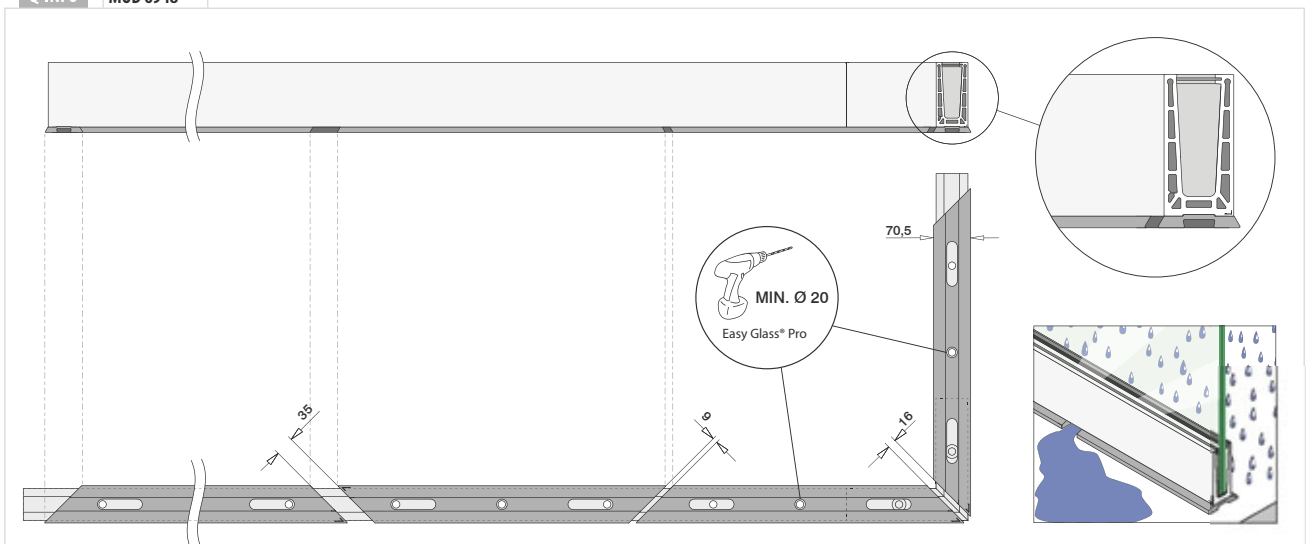
Q-INFO MOD 6734



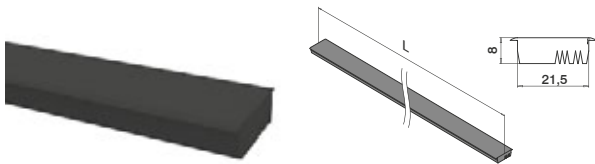
Q-INFO MOD 6736




Q-INFO MOD 6948



EASY GLASS® PRO - Afdek-/tussenrubber

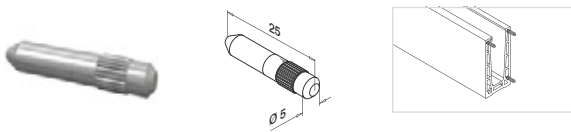


MOD 6901

Toebehoren	
	
19.6901.001.00	L = 2500 mm

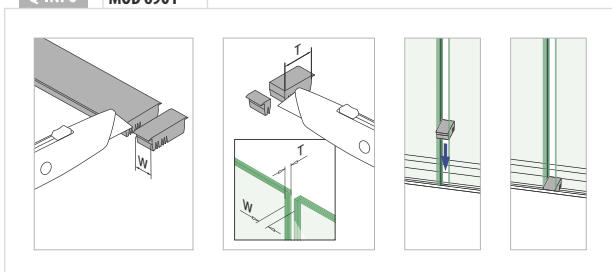


EASY GLASS® - Verbindingsstiften



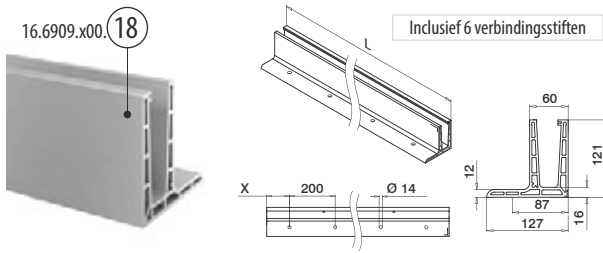
MOD 3005

316	
OUTDOOR	
14.3005.000.00	6





Glasrailingbasis

EASY GLASS® PRO F - Vloerprofielen voor topmontage



MOD 6909

Aluminium	Geborsteld aluminium	
OUTDOOR	X	 
16.6909.000.18	50	QS-562 466 / QS-563 466 L = 2500 mm
16.6909.500.18	100	QS-562 466 / QS-563 466 L = 5000 mm

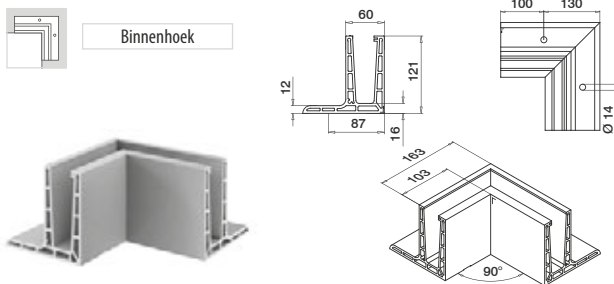


International Design Model Protection

PREFIX We kunnen dit artikel op basis van uw specificaties op maat zagen en in de juiste lengte en het juiste verstek leveren. Neem contact met ons op voor de details.

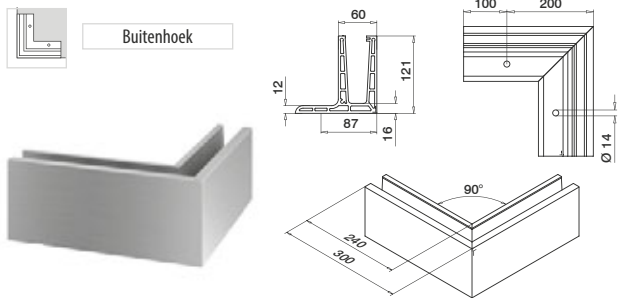
Glasrailingbasis

EASY GLASS® PRO F - Verbinders voor topmontage



MOD 6313

Aluminium	Geborsteld aluminium	
OUTDOOR		 
16.6313.009.18		QS-562 466 / QS-563 466 1



MOD 6314

Aluminium	Geborsteld aluminium	
OUTDOOR		 
16.6314.009.18		QS-562 466 / QS-563 466 1



Toebehoren

Bevestigingsmateriaal voor railingsystemen



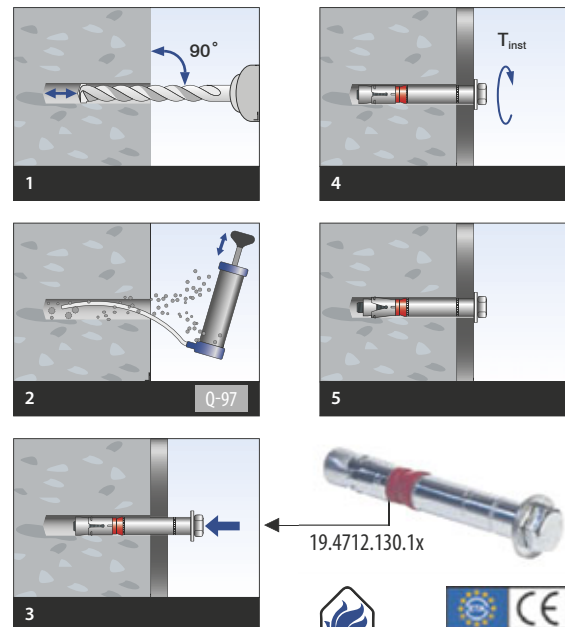
MOD 4712

Staal, verzinkt		
INDOOR	QS	Type
19.4712.130.15	QS-563	Q SZ 12/30
		Ø 12 L 105 25
316		
OUTDOOR	QS	Type
19.4712.130.14	QS-562	Q SZ 12/30 A4
		Ø 12 L 105 25



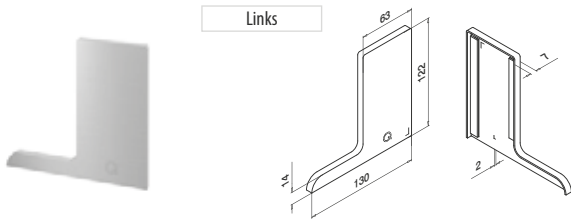
Q-INFO

Montage-instructie Q-anchor SZ 12/30



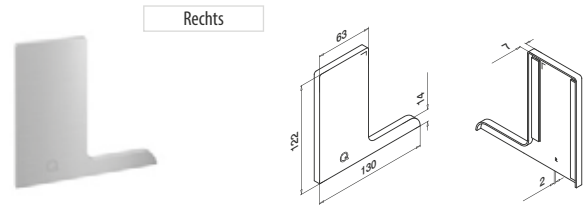
Selecteer het bevestigingsanker dat voldoet aan uw constructie-eisen in de tabellen op www.q-railing.com/bevestigingsanker

EASY GLASS® PRO F - Eindstukken voor topmontage



MOD 6734

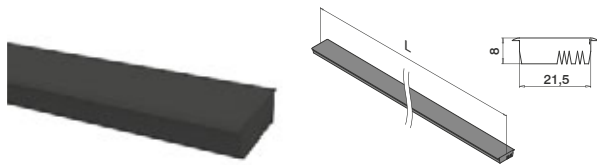
Aluminium	Geborsteld aluminium
OUTDOOR	
16.6734.009.18	1



MOD 6735

Aluminium	Geborsteld aluminium
OUTDOOR	
16.6735.009.18	1

EASY GLASS® PRO - Afdek-/tussenrubber

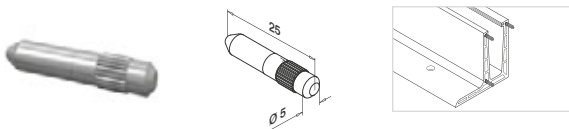


MOD 6901

Toebehoren	
19.6901.001.00	L = 2500 mm



EASY GLASS® - Verbindingsstiften

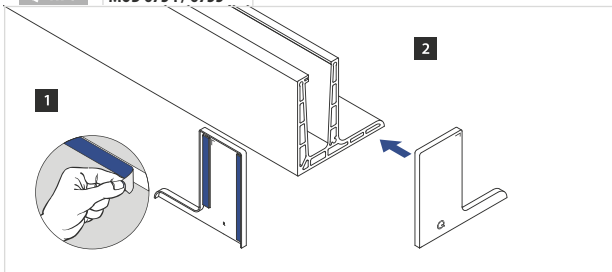


MOD 3005

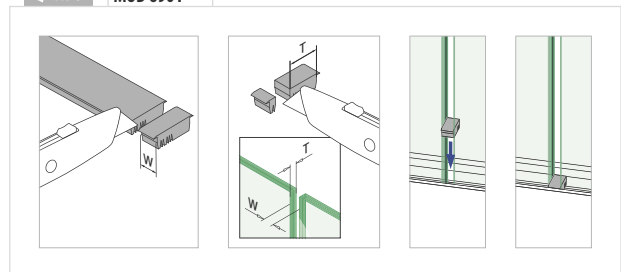
316	
OUTDOOR	
14.3005.000.00	6

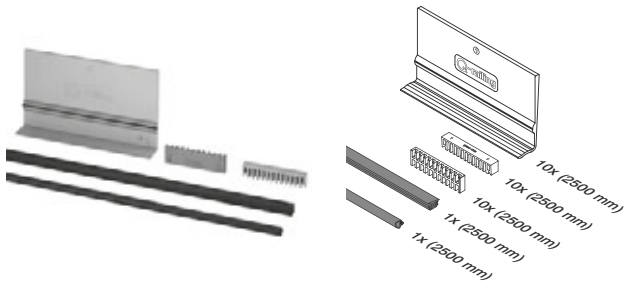


Q-INFO MOD 6734 / 6735



Q-INFO MOD 6901





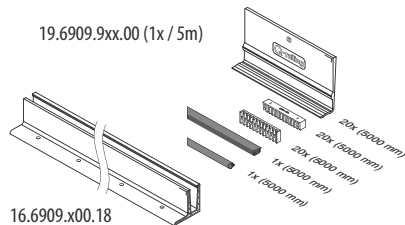
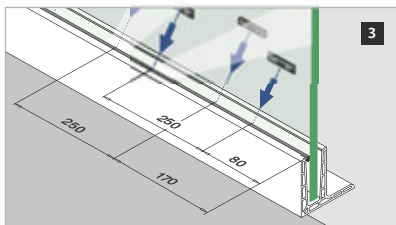
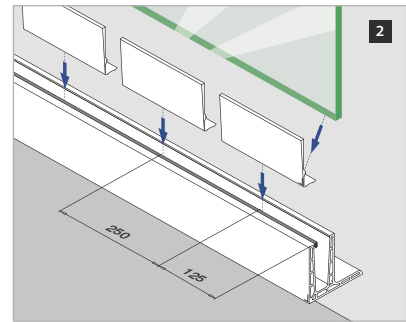
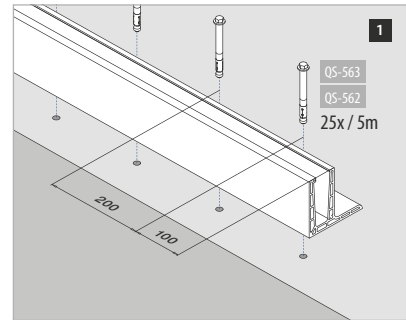
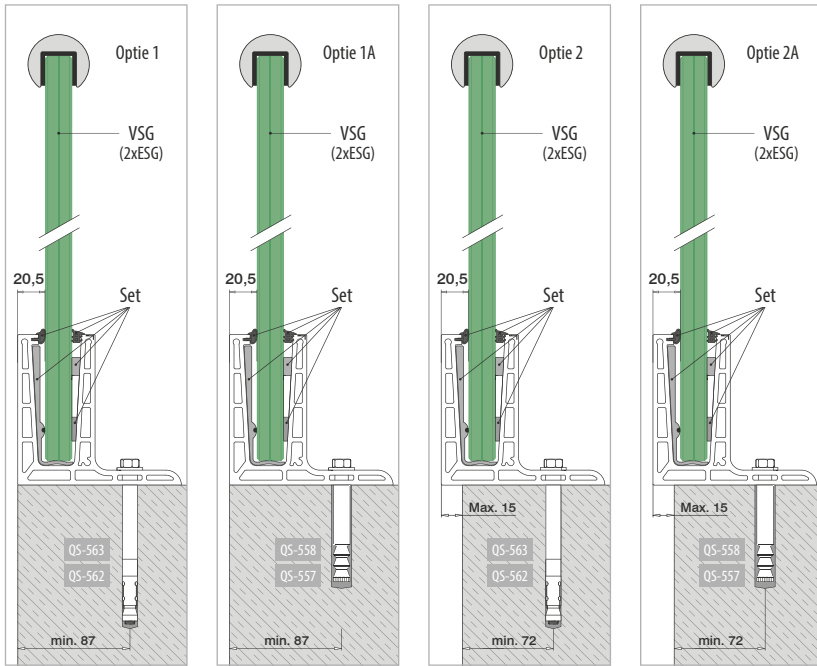
MOD 6909

Toebehoren		
	T	
19.6909.012.00	12	L = 2500 mm
19.6909.013.00	12,76 (6 - 0,76 - 6)	L = 2500 mm
19.6909.014.00	13,52 (6 - 1,52 - 6)	L = 2500 mm
19.6909.015.00	15	L = 2500 mm
19.6909.017.00	16,76 (8 - 0,76 - 8)	L = 2500 mm
19.6909.018.00	17,52 (8 - 1,52 - 8)	L = 2500 mm
19.6909.019.00	19	L = 2500 mm
19.6909.021.00	20,76 (10 - 0,76 - 10)	L = 2500 mm
19.6909.022.00	21,52 (10 - 1,52 - 10)	L = 2500 mm

	T	
19.6909.512.00	12	L = 25 m
19.6909.513.00	12,76 (6 - 0,76 - 6)	L = 25 m
19.6909.514.00	13,52 (6 - 1,52 - 6)	L = 25 m
19.6909.515.00	15	L = 25 m
19.6909.517.00	16,76 (8 - 0,76 - 8)	L = 25 m
19.6909.518.00	17,52 (8 - 1,52 - 8)	L = 25 m
19.6909.519.00	19	L = 25 m
19.6909.521.00	20,76 (10 - 0,76 - 10)	L = 25 m
19.6909.522.00	21,52 (10 - 1,52 - 10)	L = 25 m
19.6909.912.00	12	L = 5000 mm
19.6909.913.00	12,76 (6 - 0,76 - 6)	L = 5000 mm
19.6909.914.00	13,52 (6 - 1,52 - 6)	L = 5000 mm
19.6909.915.00	15	L = 5000 mm
19.6909.917.00	16,76 (8 - 0,76 - 8)	L = 5000 mm
19.6909.918.00	17,52 (8 - 1,52 - 8)	L = 5000 mm
19.6909.919.00	19	L = 5000 mm
19.6909.921.00	20,76 (10 - 0,76 - 10)	L = 5000 mm
19.6909.922.00	21,52 (10 - 1,52 - 10)	L = 5000 mm

International Design Model Protection

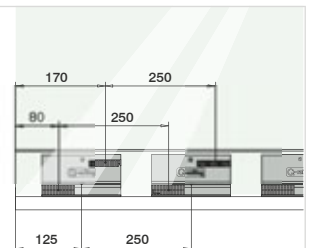
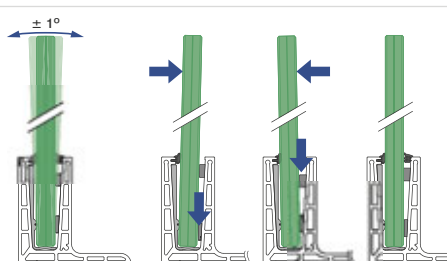
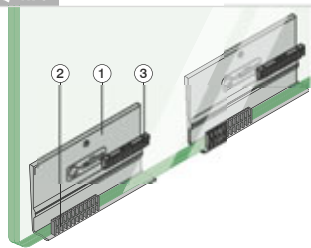
Q-INFO MOD 6909




VSG (2x ESG): Gelaagd gehard glas
ESG: Gehard glas
 Let op de specificaties zoals bevestigingsmiddelen en glasafmetingen van de desbetreffende keurmerken.

Assembly video: www.q-railing.com/videos

Q-INFO





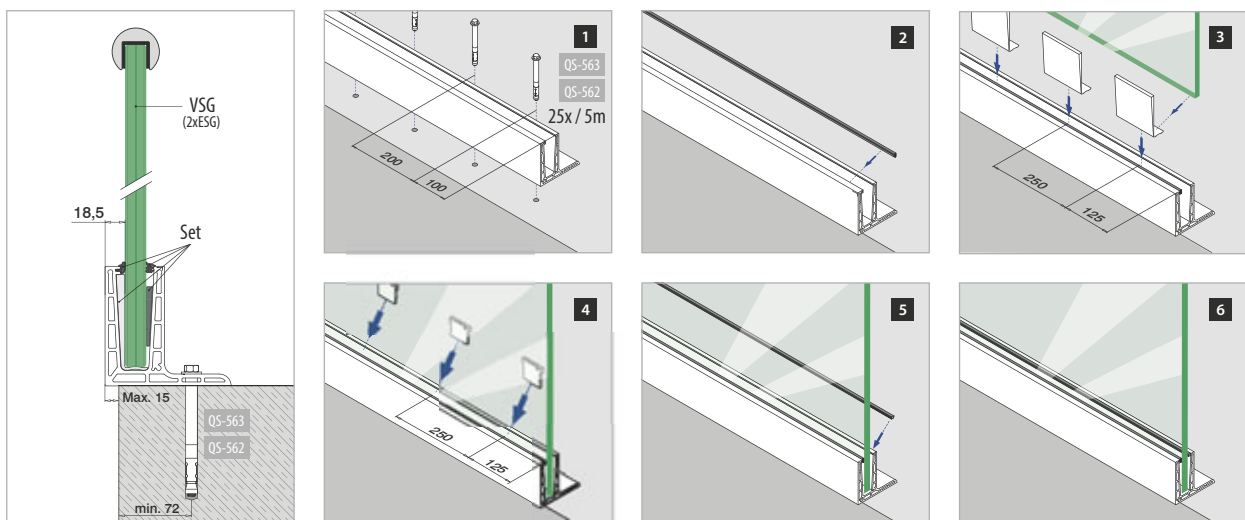
MOD 6901

Toebehoren		
	T	
19.6901.912.00	12	L = 5000 mm
19.6901.913.00	12,76 (6 - 0,76 - 6)	L = 5000 mm
19.6901.914.00	13,52 (6 - 1,52 - 6)	L = 5000 mm
19.6901.915.00	15	L = 5000 mm
19.6901.917.00	16,76 (8 - 0,76 - 8)	L = 5000 mm
19.6901.918.00	17,52 (8 - 1,52 - 8)	L = 5000 mm
19.6901.919.00	19	L = 5000 mm
19.6901.921.00	20,76 (10 - 0,76 - 10)	L = 5000 mm
19.6901.922.00	21,52 (10 - 1,52 - 10)	L = 5000 mm

Safety Wedge System: Het glas wordt geklemd, boren is niet nodig.

International Design Model Protection

Q-INFO



VSG (2x ESG): Gelaagd gehard glas
ESG: Gehard glas

Let op de specificaties zoals bevestigingsmiddelen en glasafmetingen van de desbetreffende keurmerken.

Toebehoren

EASY GLASS® - Multitool



MOD 6920

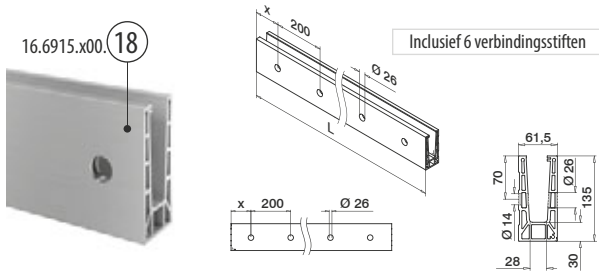
Toebehoren		
	Q	
19.6920.000.00	Q-71	1

Q-INFO MOD 6920



International Design Model Protection

EASY GLASS® PRO - Vloerprofielen voor zijmontage



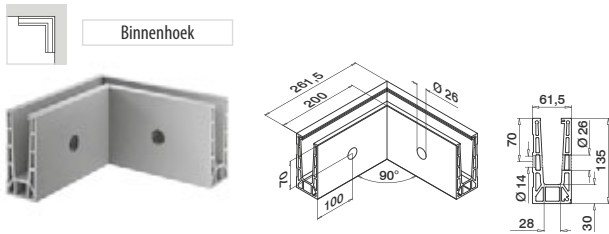
MOD 6915

Aluminium	Geborsteld aluminium	
OUTDOOR	X	
16.6915.000.18	50	QS-557 465 / QS-560 465 L = 2500 mm
16.6915.500.18	100	QS-557 465 / QS-560 465 L = 5000 mm



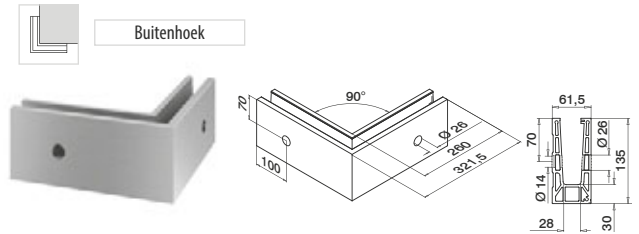
PREFIX We kunnen dit artikel op basis van uw specificaties op maat zagen en in de juiste lengte en het juiste verstek leveren. Neem contact met ons op voor de details.

EASY GLASS® PRO - Verbinders voor zijmontage



MOD 6315

Aluminium	Geborsteld aluminium	
OUTDOOR		
16.6315.015.18	QS-557 465 / QS-560 465	1



MOD 6316

Aluminium	Geborsteld aluminium	
OUTDOOR		
16.6316.015.18	QS-557 465 / QS-560 465	1



Bevestigingsmateriaal voor railingsystemen



MOD 4712

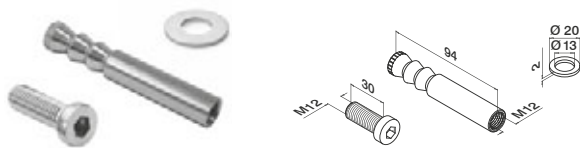
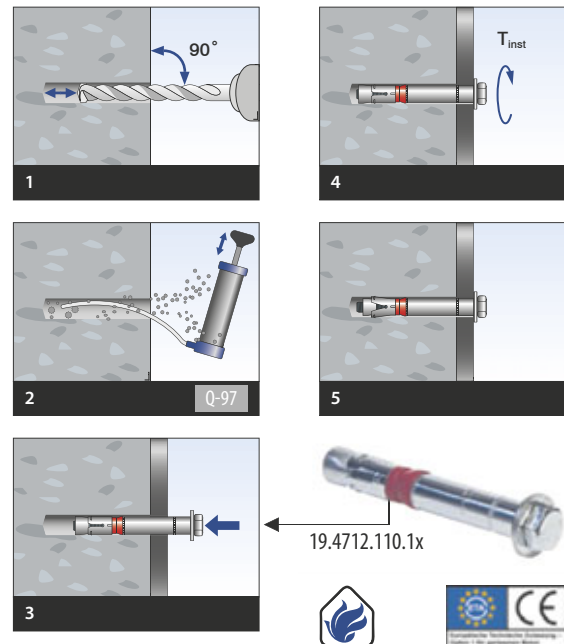
Staal, verzinkt

INDOOR	QS	Type	Ø		L	
19.4712.110.15	QS-561	Q SZ 12/10	12	Ø12	85	25
316						
OUTDOOR	QS	Type	Ø		L	
19.4712.110.14	QS-560	Q SZ 12/10 A4	12	Ø12	85	25



Q-INFO

Montage-instructie Q-anchor SZ 12/10



MOD 4512

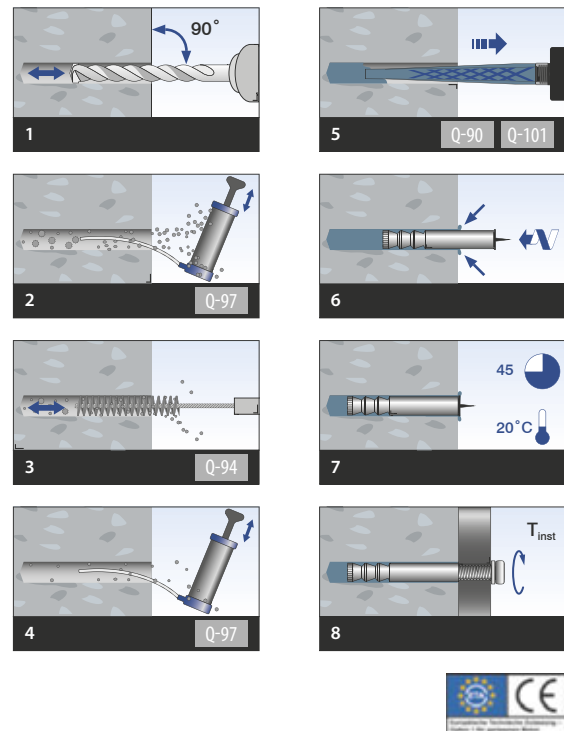
Staal, verzinkt

INDOOR	QS	Type	Ø	
19.4512.124.15	QS-558	Q VMZ-IG 90 M12	Ø18	10
316				
OUTDOOR	QS	Type	Ø	
19.4512.124.14	QS-557	Q VMZ-IG 90 M12 A4	Ø18	10

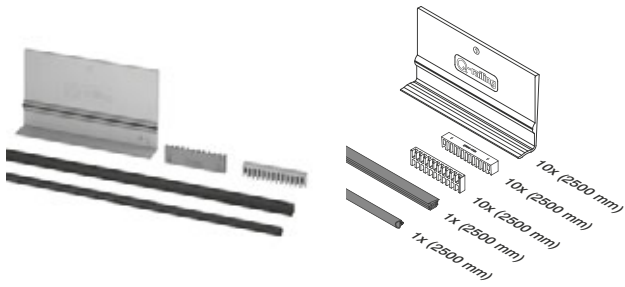


Q-INFO


Montage-instructie Q-anchor VMZ-IG




Selecteer het bevestigingsanker dat voldoet aan uw constructie-eisen in de tabellen op www.q-railing.com/bevestigingsanker



MOD 6906

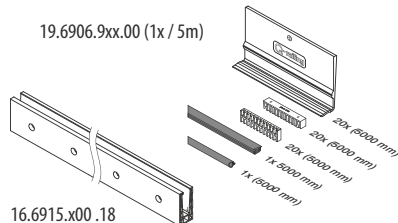
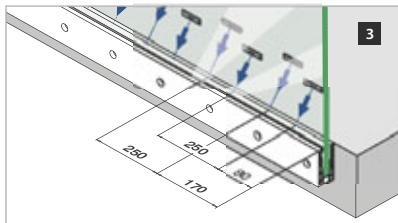
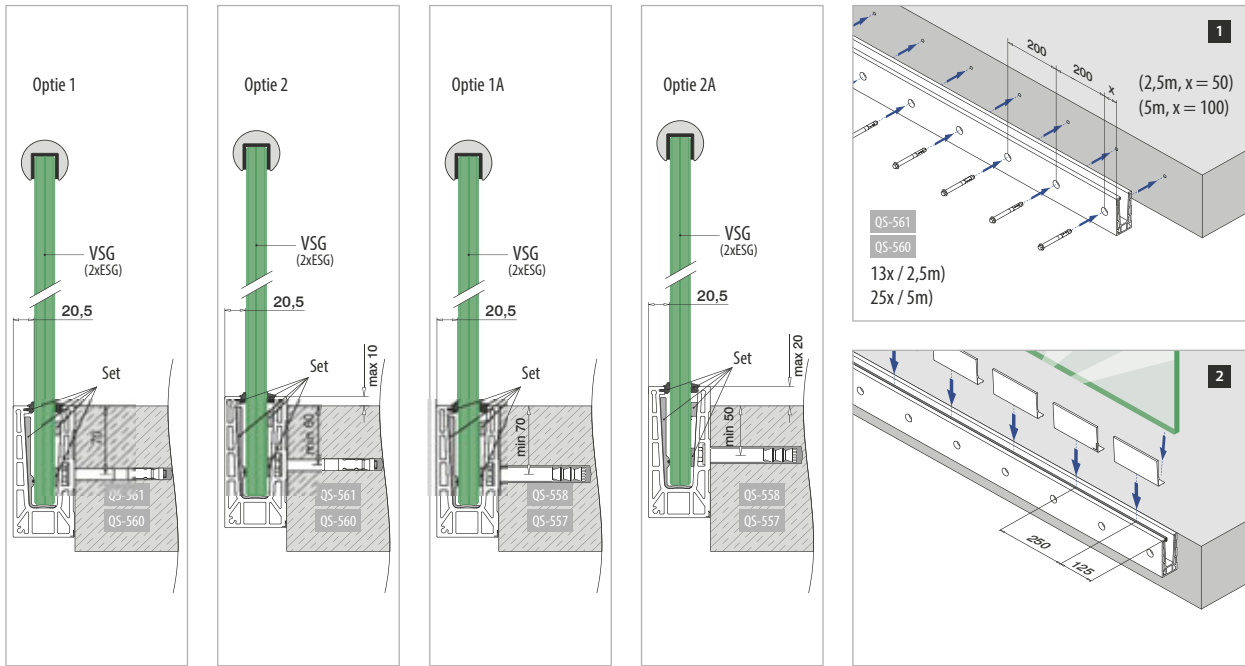
Toebehoren		
	T	
19.6906.012.00	12	L = 2500 mm
19.6906.013.00	12,76 (6 - 0,76 - 6)	L = 2500 mm
19.6906.014.00	13,52 (6 - 1,52 - 6)	L = 2500 mm
19.6906.015.00	15	L = 2500 mm
19.6906.017.00	16,76 (8 - 0,76 - 8)	L = 2500 mm
19.6906.018.00	17,52 (8 - 1,52 - 8)	L = 2500 mm
19.6906.019.00	19	L = 2500 mm
19.6906.021.00	20,76 (10 - 0,76 - 10)	L = 2500 mm
19.6906.022.00	21,52 (10 - 1,52 - 10)	L = 2500 mm

	T	
19.6906.912.00	12	L = 5000 mm
19.6906.913.00	12,76 (6 - 0,76 - 6)	L = 5000 mm
19.6906.914.00	13,52 (6 - 1,52 - 6)	L = 5000 mm
19.6906.915.00	15	L = 5000 mm
19.6906.917.00	16,76 (8 - 0,76 - 8)	L = 5000 mm
19.6906.918.00	17,52 (8 - 1,52 - 8)	L = 5000 mm
19.6906.919.00	19	L = 5000 mm
19.6906.921.00	20,76 (10 - 0,76 - 10)	L = 5000 mm
19.6906.922.00	21,52 (10 - 1,52 - 10)	L = 5000 mm

19.6906.512.00	12	L = 25 m
19.6906.513.00	12,76 (6 - 0,76 - 6)	L = 25 m
19.6906.514.00	13,52 (6 - 1,52 - 6)	L = 25 m
19.6906.515.00	15	L = 25 m
19.6906.517.00	16,76 (8 - 0,76 - 8)	L = 25 m
19.6906.518.00	17,52 (8 - 1,52 - 8)	L = 25 m
19.6906.519.00	19	L = 25 m
19.6906.521.00	20,76 (10 - 0,76 - 10)	L = 25 m
19.6906.522.00	21,52 (10 - 1,52 - 10)	L = 25 m

International Design Model Protection

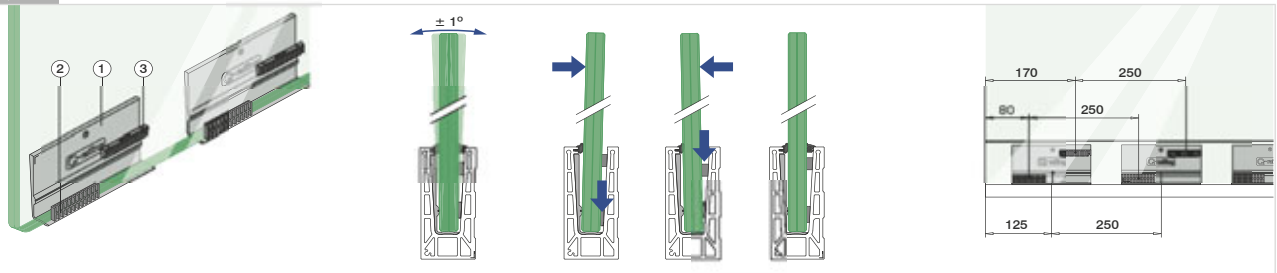
Q-INFO




VSG (2x ESG): Gelaagd gehard glas
ESG: Gehard glas
 Let op de specificaties zoals bevestigingsmiddelen en glasafmetingen van de desbetreffende keurmerken.

 **Assembly video:** www.q-railing.com/videos

Q-INFO





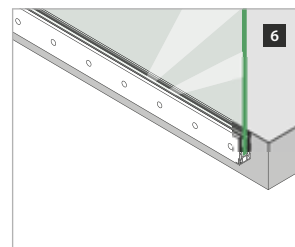
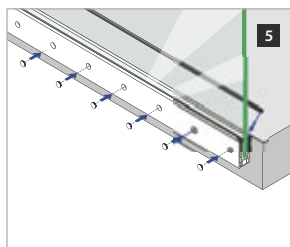
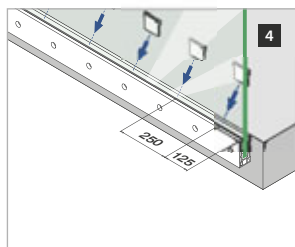
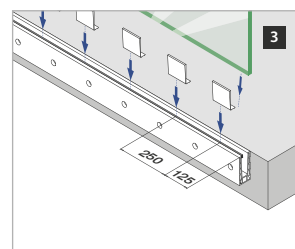
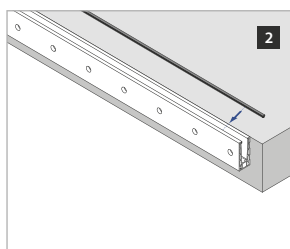
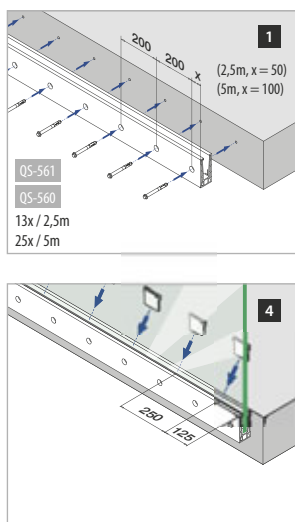
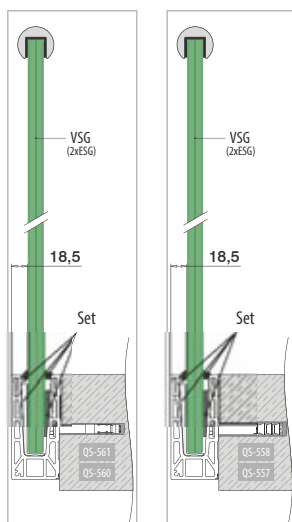
MOD 6901

Toebehoren		
	T	
19.6901.912.00	12	L = 5000 mm
19.6901.913.00	12,76 (6 - 0,76 - 6)	L = 5000 mm
19.6901.914.00	13,52 (6 - 1,52 - 6)	L = 5000 mm
19.6901.915.00	15	L = 5000 mm
19.6901.917.00	16,76 (8 - 0,76 - 8)	L = 5000 mm
19.6901.918.00	17,52 (8 - 1,52 - 8)	L = 5000 mm
19.6901.919.00	19	L = 5000 mm
19.6901.921.00	20,76 (10 - 0,76 - 10)	L = 5000 mm
19.6901.922.00	21,52 (10 - 1,52 - 10)	L = 5000 mm

Safety Wedge System: Het glas wordt geklemd, boren is niet nodig.

International Design Model Protection

Q-INFO



VSG (2x ESG): Gelaagd gehard glas
ESG : Gehard glas

Let op de specificaties zoals bevestigingsmiddelen en glasafmetingen van de desbetreffende keurmerken.

Toebehoren

EASY GLASS® - Multitool




MOD 6920

Toebehoren		
	Q	
19.6920.000.00	Q-71	1

International Design Model Protection

Q-INFO MOD 6920

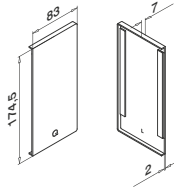


EASY GLASS® PRO - Eindstukken voor zijmontage



Gebruik met en zonder
bekleding

Links



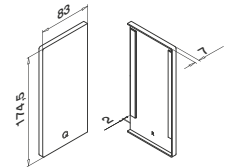
MOD 6734

Aluminium	Geborsteld aluminium
OUTDOOR	
16.6734.015.18	1



Gebruik met en zonder
bekleding

Rechts



MOD 6735

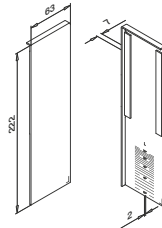
Aluminium	Geborsteld aluminium
OUTDOOR	
16.6735.015.18	1



Gebruik met en zonder
bekleding

Voor trapmontage

Links



MOD 6736

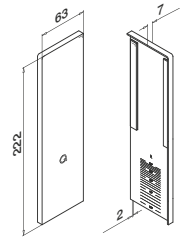
Aluminium	Geborsteld aluminium
OUTDOOR	
16.6736.015.18	1



Gebruik met en zonder
bekleding

Voor trapmontage

Rechts



MOD 6737

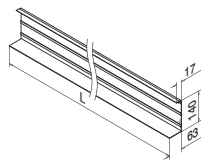
Aluminium	Geborsteld aluminium
OUTDOOR	
16.6737.015.18	1



EASY GLASS® PRO - Bekleding voor zijmontage



Bekleding voorzijde

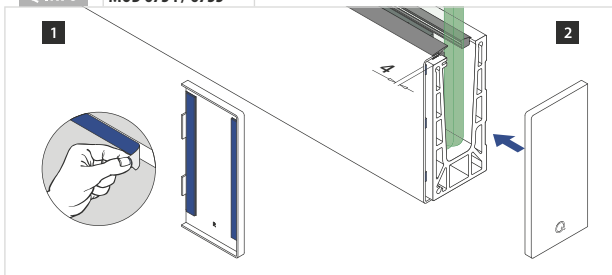


MOD 6920

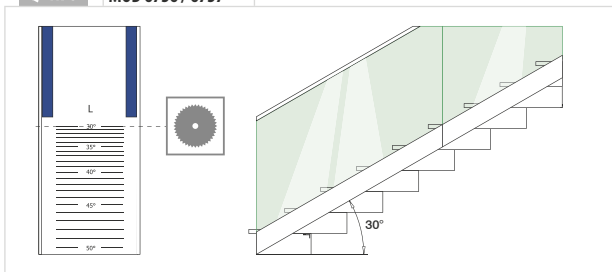
Aluminium	Geborsteld aluminium
OUTDOOR	
16.6920.515.18	L = 5000 mm



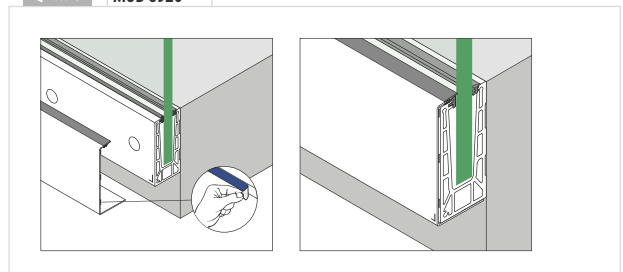
Q-INFO MOD 6734 / 6735



Q-INFO MOD 6736 / 6737

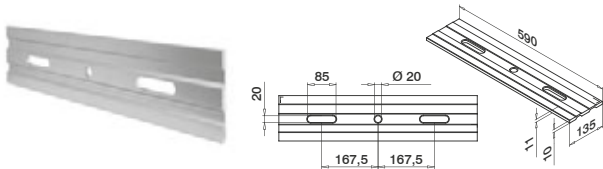


Q-INFO MOD 6920



Glasrailingbasis

EASY GLASS® PRO - Drainageprofielen voor zijmontage



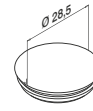
MOD 6948

Aluminium	Geborsteld aluminium
OUTDOOR	
16.6948.015.18	4

Glasrailingbasis

EASY GLASS® PRO - Afdekdoppen

Gebruik zonder bekleding

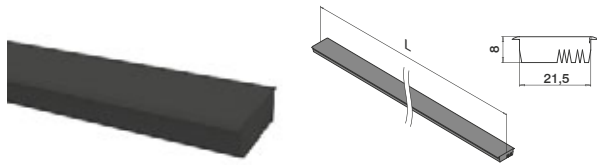


MOD 6915

ABS kunststof	Aluminium RAL 9006
OUTDOOR	
24.6915.026.36	10

Glasrailingbasis

EASY GLASS® PRO - Afdek-/tussenrubber



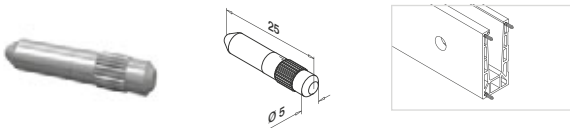
MOD 6901

Toebehoren	
19.6901.001.00	L = 2500 mm



Glasrailingbasis

EASY GLASS® - Verbindingsstiften



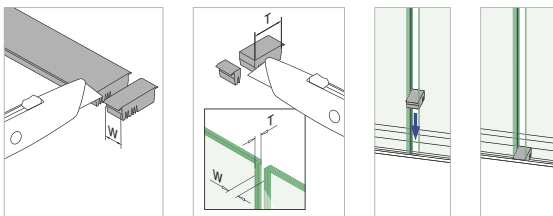
MOD 3005

316	
OUTDOOR	
14.3005.000.00	6



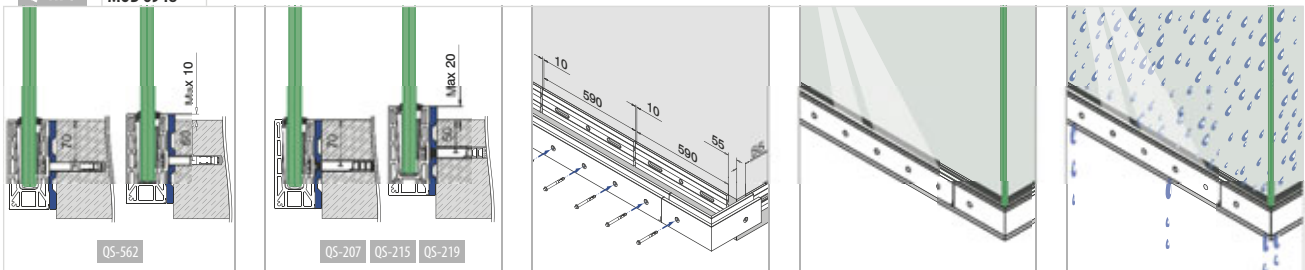
Q-INFO

MOD 6901



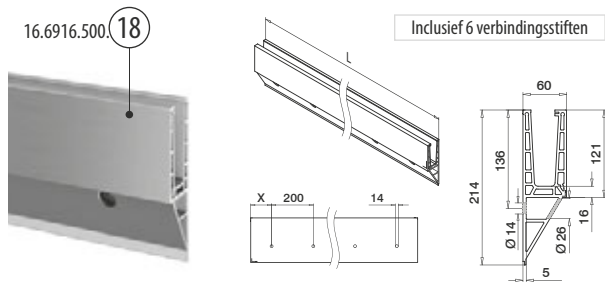
Q-INFO

MOD 6948



Glasrailingbasis

EASY GLASS® PRO Y - Vloerprofielen voor zijmontage



MOD 6916

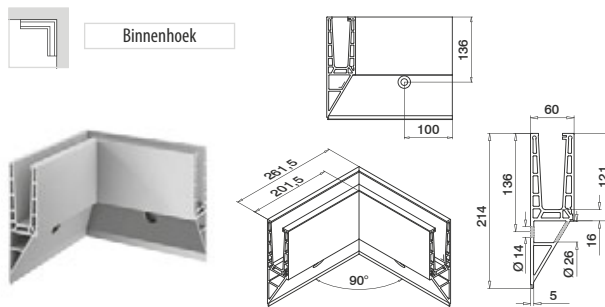
Aluminium	Geborsteld aluminium
OUTDOOR	X
16.6916.000.18	50 QS-557 465 / QS-560 465 L = 2500 mm
16.6916.500.18	100 QS-557 465 / QS-560 465 L = 5000 mm

International Design
Model Protection

PREFIX We kunnen dit artikel op basis van uw specificaties op maat zagen en in de juiste lengte en het juiste verstek leveren. Neem contact met ons op voor de details.

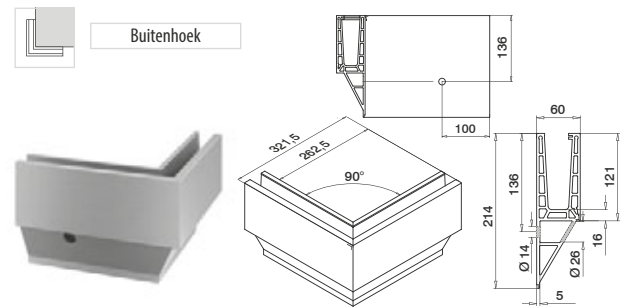
Glasrailingbasis

EASY GLASS® PRO Y - Verbinders voor zijmontage



MOD 6315

Aluminium	Geborsteld aluminium
OUTDOOR	X
16.6315.016.18	QS-557 465 / QS-560 465 1



MOD 6316

Aluminium	Geborsteld aluminium
OUTDOOR	X
16.6316.016.18	QS-557 465 / QS-560 465 1



Bevestigingsmateriaal voor railingsystemen



MOD 4712

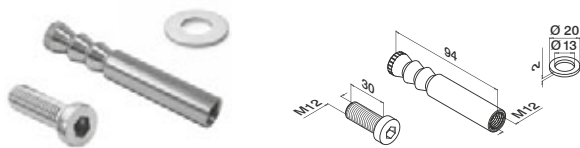
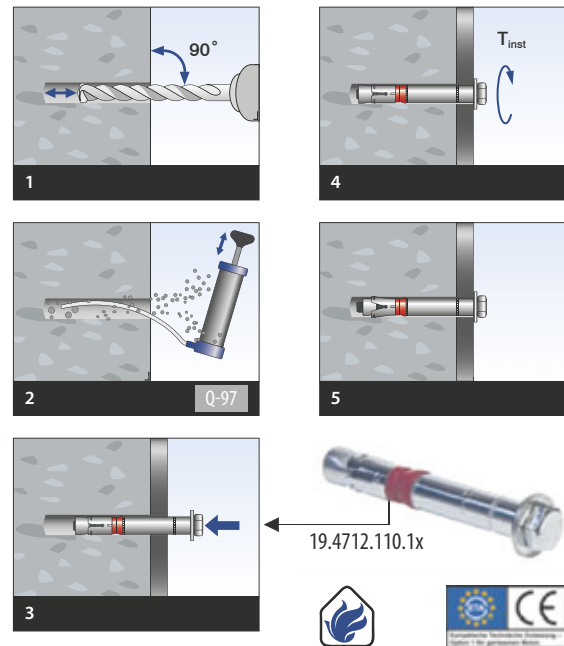
Staal, verzinkt

INDOOR	QS	Type	Ø		L	
19.4712.110.15	QS-561	Q SZ 12/10	12	Ø12	85	25
316						
OUTDOOR	QS	Type	Ø		L	
19.4712.110.14	QS-560	Q SZ 12/10 A4	12	Ø12	85	25



Q-INFO

Montage-instructie Q-anchor SZ 12/10



MOD 4512

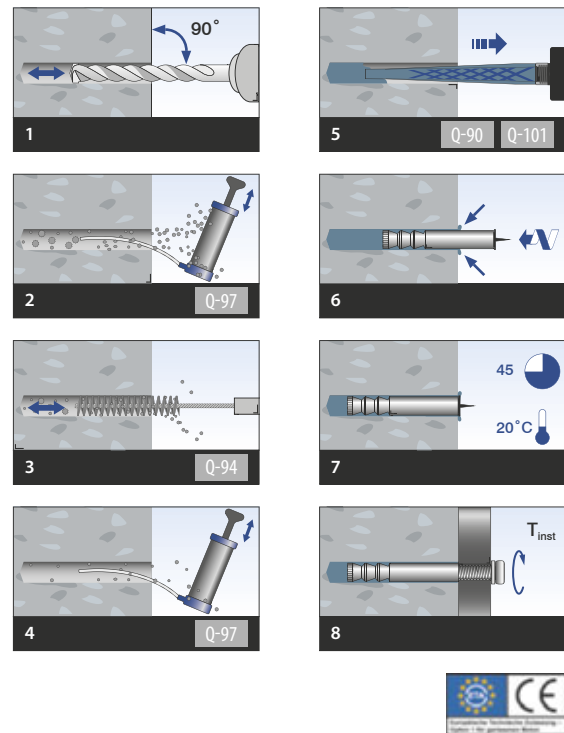
Staal, verzinkt

INDOOR	QS	Type	Ø	
19.4512.124.15	QS-558	Q VMZ-IG 90 M12	Ø18	10
316				
OUTDOOR	QS	Type	Ø	
19.4512.124.14	QS-557	Q VMZ-IG 90 M12 A4	Ø18	10

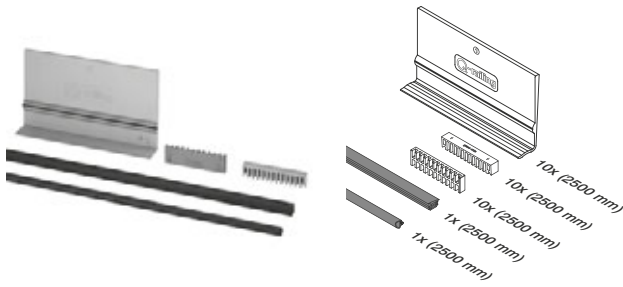


Q-INFO

Montage-instructie Q-anchor VMZ-IG



Selecteer het bevestigingsanker dat voldoet aan uw constructie-eisen in de tabellen op www.q-railing.com/bevestigingsanker



MOD 6906

Toebehoren

	T	
19.6906.012.00	12	L = 2500 mm
19.6906.013.00	12,76 (6 - 0,76 - 6)	L = 2500 mm
19.6906.014.00	13,52 (6 - 1,52 - 6)	L = 2500 mm
19.6906.015.00	15	L = 2500 mm
19.6906.017.00	16,76 (8 - 0,76 - 8)	L = 2500 mm
19.6906.018.00	17,52 (8 - 1,52 - 8)	L = 2500 mm
19.6906.019.00	19	L = 2500 mm
19.6906.021.00	20,76 (10 - 0,76 - 10)	L = 2500 mm
19.6906.022.00	21,52 (10 - 1,52 - 10)	L = 2500 mm

	T	
19.6906.912.00	12	L = 5000 mm
19.6906.913.00	12,76 (6 - 0,76 - 6)	L = 5000 mm
19.6906.914.00	13,52 (6 - 1,52 - 6)	L = 5000 mm
19.6906.915.00	15	L = 5000 mm
19.6906.917.00	16,76 (8 - 0,76 - 8)	L = 5000 mm
19.6906.918.00	17,52 (8 - 1,52 - 8)	L = 5000 mm
19.6906.919.00	19	L = 5000 mm
19.6906.921.00	20,76 (10 - 0,76 - 10)	L = 5000 mm
19.6906.922.00	21,52 (10 - 1,52 - 10)	L = 5000 mm

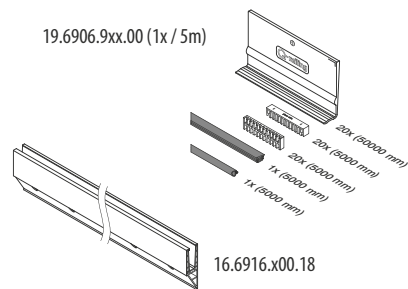
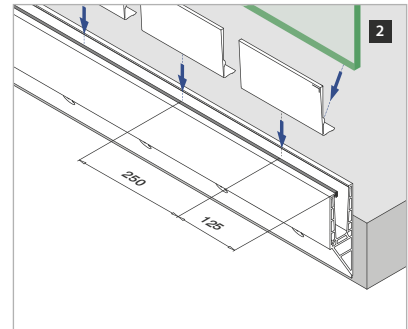
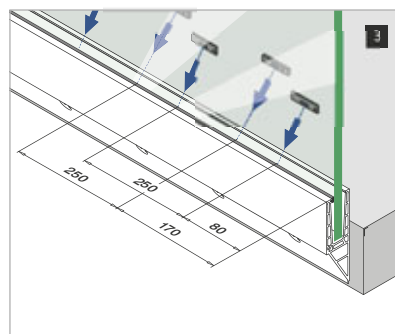
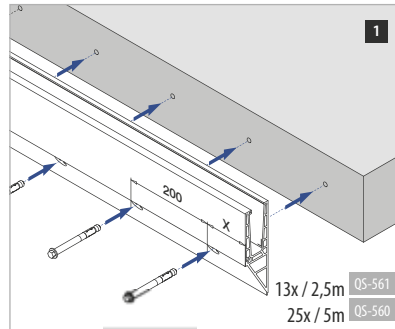
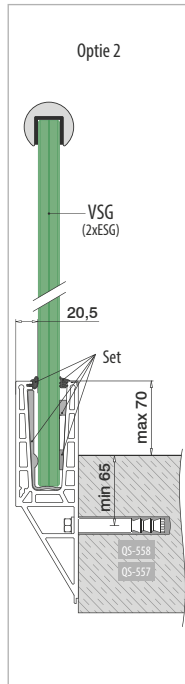
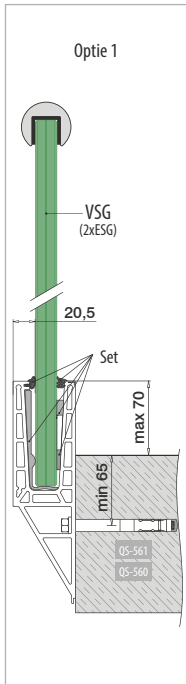
19.6906.512.00	12	L = 25 m
19.6906.513.00	12,76 (6 - 0,76 - 6)	L = 25 m
19.6906.514.00	13,52 (6 - 1,52 - 6)	L = 25 m
19.6906.515.00	15	L = 25 m
19.6906.517.00	16,76 (8 - 0,76 - 8)	L = 25 m
19.6906.518.00	17,52 (8 - 1,52 - 8)	L = 25 m
19.6906.519.00	19	L = 25 m
19.6906.521.00	20,76 (10 - 0,76 - 10)	L = 25 m
19.6906.522.00	21,52 (10 - 1,52 - 10)	L = 25 m

International Design Model Protection

EASY GLASS® PRO Y - Vloerprofielen voor zijmontage

Q-INFO

MOD 6916 / 6906

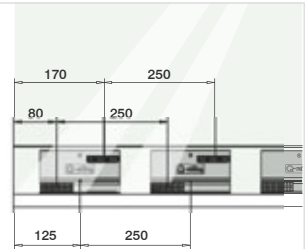
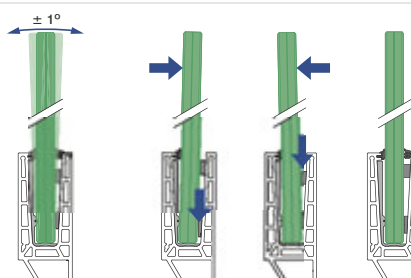
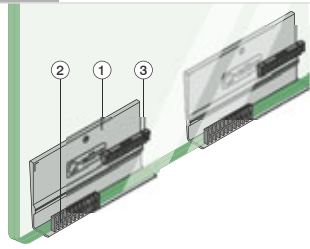



VSG (2x ESG): Gelaagd gehard glas
ESG : Gehard glas

Let op de specificaties zoals bevestigingsmiddelen en glasafmetingen van de desbetreffende keurmerken.

Assembly video:
www.q-railing.com/videos

Q-INFO





MOD 6901

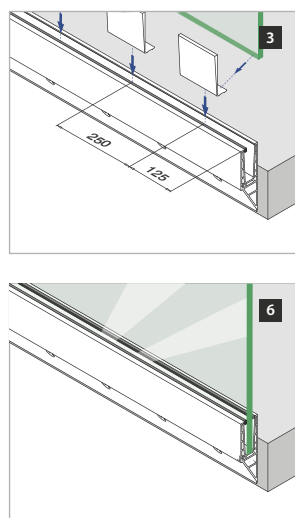
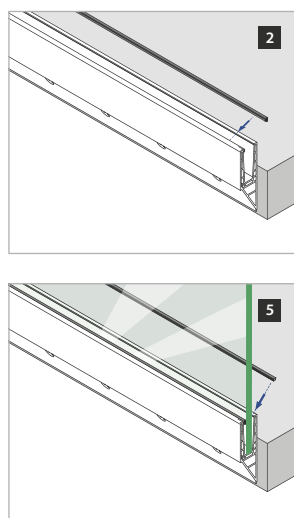
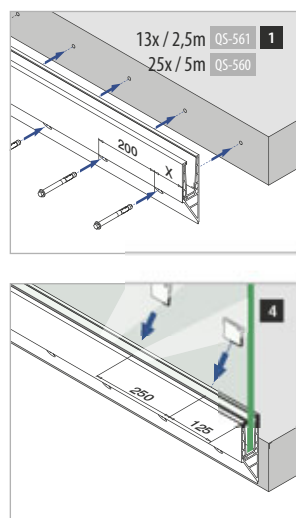
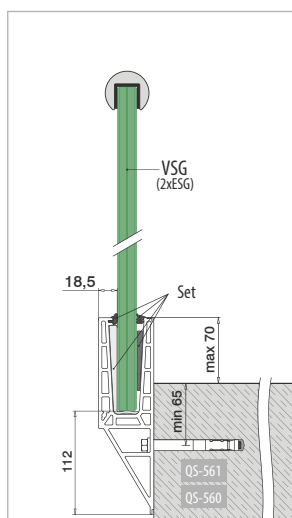
Toebehoren		
	T	
19.6901.912.00	12	L = 5000 mm
19.6901.913.00	12,76 (6 - 0,76 - 6)	L = 5000 mm
19.6901.914.00	13,52 (6 - 1,52 - 6)	L = 5000 mm
19.6901.915.00	15	L = 5000 mm
19.6901.917.00	16,76 (8 - 0,76 - 8)	L = 5000 mm
19.6901.918.00	17,52 (8 - 1,52 - 8)	L = 5000 mm
19.6901.919.00	19	L = 5000 mm
19.6901.921.00	20,76 (10 - 0,76 - 10)	L = 5000 mm
19.6901.922.00	21,52 (10 - 1,52 - 10)	L = 5000 mm

Safety Wedge System: Het glas wordt geklemd, boren is niet nodig.

International Design Model Protection

EASY GLASS® PRO Y - Vloerprofielen voor zijmontage

Q-INFO MOD 6916 / 6901



VSG (2x ESG): Gelaagd gehard glas
ESG: Gehard glas

Let op de specificaties zoals bevestigingsmiddelen en glasafmetingen van de desbetreffende keurmerken.


EASY GLASS® - Multitool



MOD 6920

Toebehoren		
	Q	
19.6920.000.00	Q-71	1

Q-INFO MOD 6920



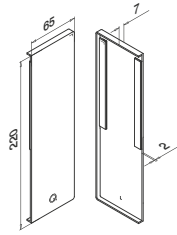
International Design Model Protection

EASY GLASS® PRO Y - Eindstukken voor zijmontage



Gebruik met en zonder
bekleding

Links



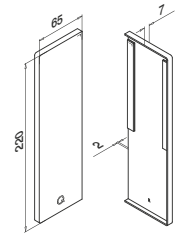
MOD 6734

Aluminium	Geborsteld aluminium
OUTDOOR	
16.6734.016.18	1



Gebruik met en zonder
bekleding

Rechts



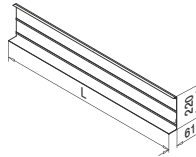
MOD 6735

Aluminium	Geborsteld aluminium
OUTDOOR	
16.6735.016.18	1

EASY GLASS® PRO Y - Bekleding voor zijmontage



Bekleding voorzijde

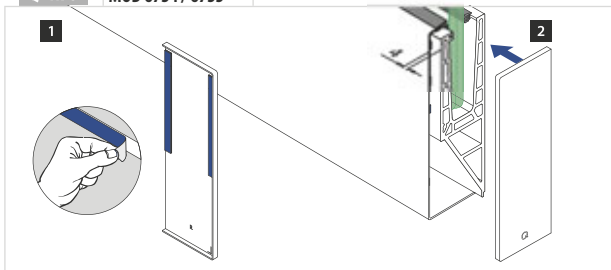


MOD 6920

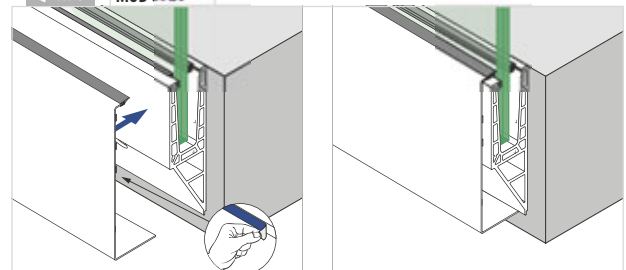
Aluminium	Geborsteld aluminium
OUTDOOR	
16.6920.516.18	L = 5000 mm



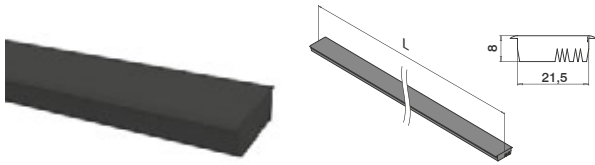
Q-INFO MOD 6734 / 6735




Q-INFO MOD 6920



EASY GLASS® PRO - Afdek-/tussenrubber

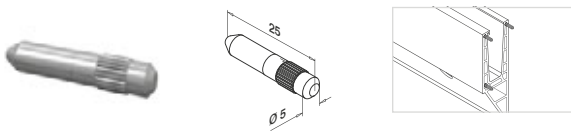


MOD 6901

Toebehoren	
	
19.6901.001.00	L = 2500 mm

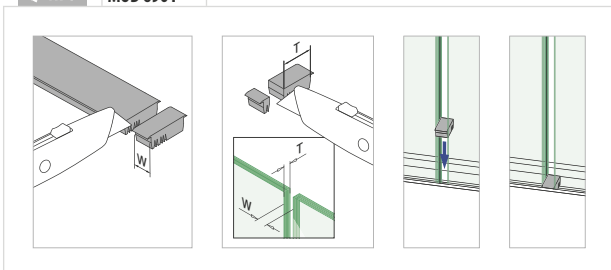


EASY GLASS® - Verbindingsstiften



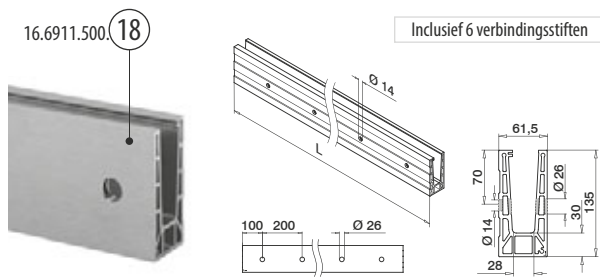
MOD 3005

316	
OUTDOOR	
14.3005.000.00	6



Glasrailingbasis

EASY GLASS® PRO INVERSE - Vloerprofielen voor zijmontage



MOD 6911

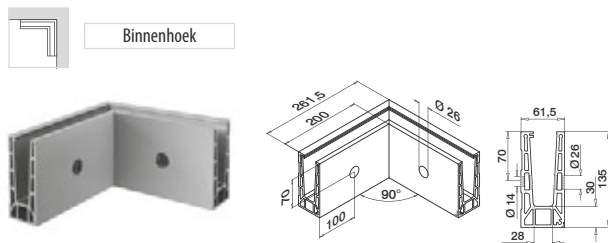
Aluminium	Geborsteld aluminium
OUTDOOR	
16.6911.500.18	QS-557 465 / QS-560 465 L = 5000 mm

International Design
Model Protection

PREFIX We kunnen dit artikel op basis van uw specificaties op maat zagen en in de juiste lengte en het juiste verstek leveren. Neem contact met ons op voor de details.

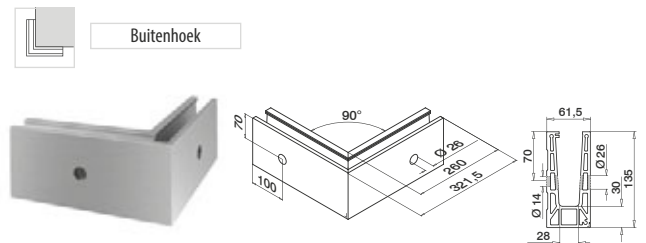
Glasrailingbasis

EASY GLASS® PRO INVERSE - Verbinders voor zijmontage



MOD 6315

Aluminium	Geborsteld aluminium
OUTDOOR	
16.6315.011.18	QS-557 465 / QS-560 465 1



MOD 6316

Aluminium	Geborsteld aluminium
OUTDOOR	
16.6316.011.18	QS-557 465 / QS-560 465 1



Bevestigingsmateriaal voor railingsystemen



MOD 4712

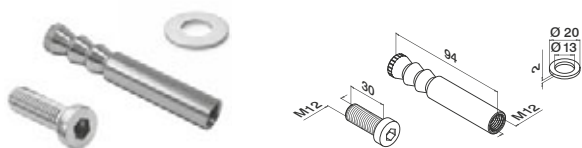
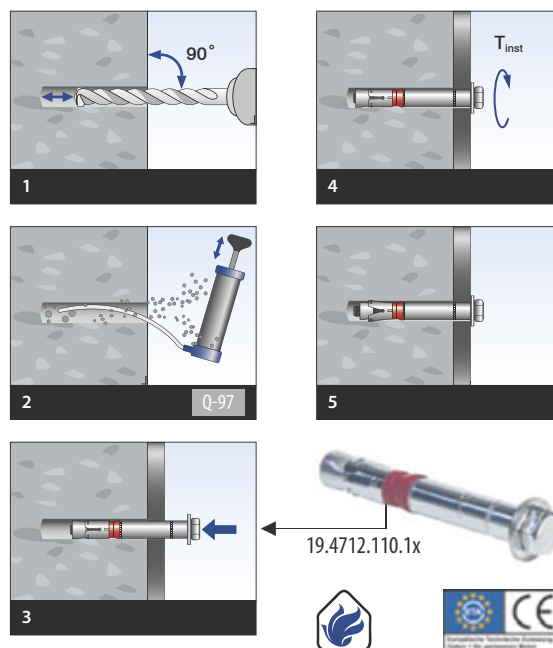
Staal, verzinkt

INDOOR	QS	Type	Ø		L	
19.4712.110.15	QS-561	Q SZ 12/10	12	Ø12	85	25
316						
OUTDOOR	QS	Type	Ø		L	
19.4712.110.14	QS-560	Q SZ 12/10 A4	12	Ø12	85	25



Q-INFO

Montage-instructie Q-anchor SZ 12/10



MOD 4512

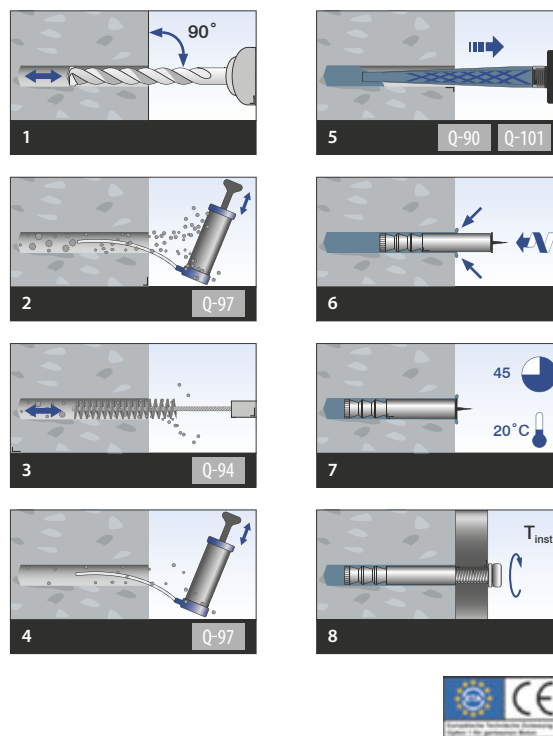
Staal, verzinkt

INDOOR	QS	Type		
19.4512.124.15	QS-558	Q VMZ-IG 90 M12	Ø18	10
316				
OUTDOOR	QS	Type		
19.4512.124.14	QS-557	Q VMZ-IG 90 M12 A4	Ø18	10

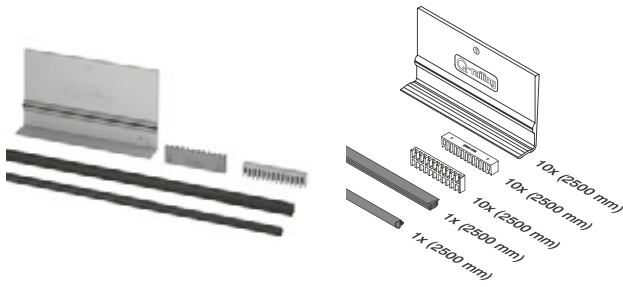


Q-INFO


Montage-instructie Q-anchor VMZ-IG




Selecteer het bevestigingsanker dat voldoet aan uw constructie-eisen in de tabellen op www.q-railing.com/bevestigingsanker



MOD 6906

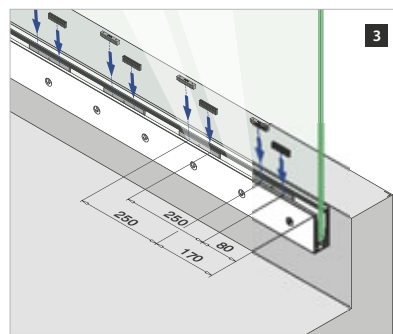
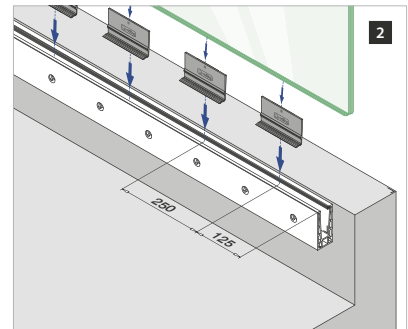
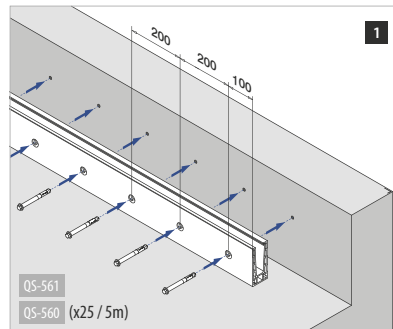
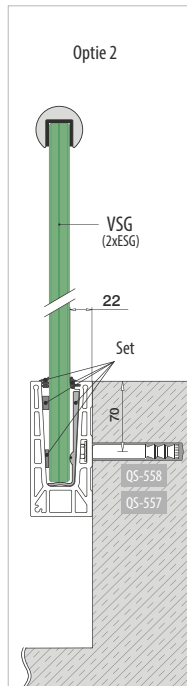
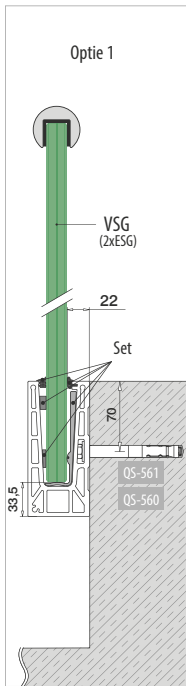
Toebehoren		
	T	
19.6906.012.00	12	L = 2500 mm
19.6906.013.00	12,76 (6 - 0,76 - 6)	L = 2500 mm
19.6906.014.00	13,52 (6 - 1,52 - 6)	L = 2500 mm
19.6906.015.00	15	L = 2500 mm
19.6906.017.00	16,76 (8 - 0,76 - 8)	L = 2500 mm
19.6906.018.00	17,52 (8 - 1,52 - 8)	L = 2500 mm
19.6906.019.00	19	L = 2500 mm
19.6906.021.00	20,76 (10 - 0,76 - 10)	L = 2500 mm
19.6906.022.00	21,52 (10 - 1,52 - 10)	L = 2500 mm

	T	
19.6906.912.00	12	L = 5000 mm
19.6906.913.00	12,76 (6 - 0,76 - 6)	L = 5000 mm
19.6906.914.00	13,52 (6 - 1,52 - 6)	L = 5000 mm
19.6906.915.00	15	L = 5000 mm
19.6906.917.00	16,76 (8 - 0,76 - 8)	L = 5000 mm
19.6906.918.00	17,52 (8 - 1,52 - 8)	L = 5000 mm
19.6906.919.00	19	L = 5000 mm
19.6906.921.00	20,76 (10 - 0,76 - 10)	L = 5000 mm
19.6906.922.00	21,52 (10 - 1,52 - 10)	L = 5000 mm

19.6906.512.00	12	L = 25 m
19.6906.513.00	12,76 (6 - 0,76 - 6)	L = 25 m
19.6906.514.00	13,52 (6 - 1,52 - 6)	L = 25 m
19.6906.515.00	15	L = 25 m
19.6906.517.00	16,76 (8 - 0,76 - 8)	L = 25 m
19.6906.518.00	17,52 (8 - 1,52 - 8)	L = 25 m
19.6906.519.00	19	L = 25 m
19.6906.521.00	20,76 (10 - 0,76 - 10)	L = 25 m
19.6906.522.00	21,52 (10 - 1,52 - 10)	L = 25 m


International Design Model Protection

Q-INFO MOD 6911 / 6906

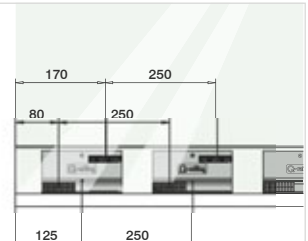
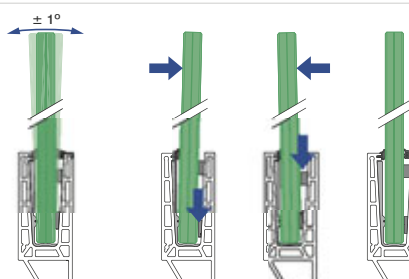
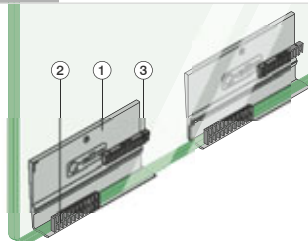



VSG (2x ESG): Gelaagd gehard glas
ESG : Gehard glas

Let op de specificaties zoals bevestigingsmiddelen en glasafmetingen van de desbetreffende keurmerken.

 **Assembly video:**
www.q-railing.com/videos

Q-INFO





MOD 6901

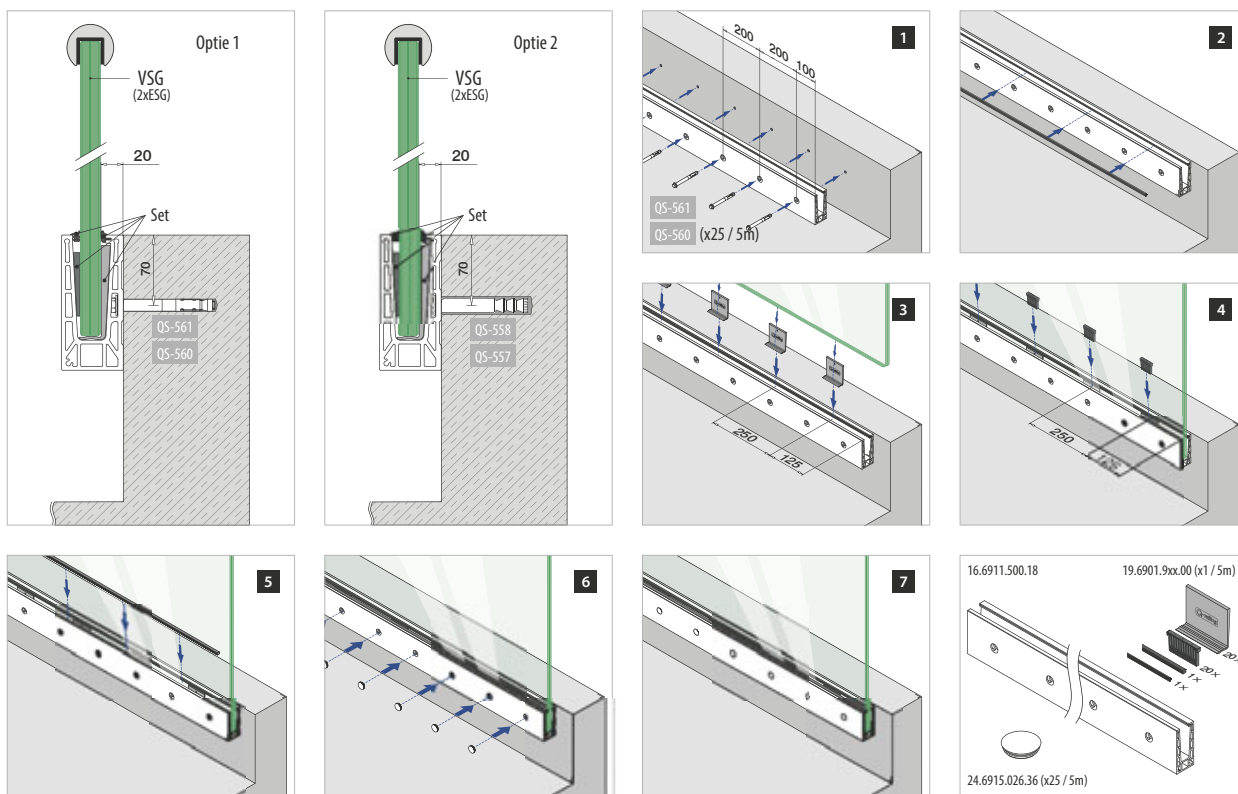
Toebehoren		
	T	
19.6901.912.00	12	L = 5000 mm
19.6901.913.00	12,76 (6 - 0,76 - 6)	L = 5000 mm
19.6901.914.00	13,52 (6 - 1,52 - 6)	L = 5000 mm
19.6901.915.00	15	L = 5000 mm
19.6901.917.00	16,76 (8 - 0,76 - 8)	L = 5000 mm
19.6901.918.00	17,52 (8 - 1,52 - 8)	L = 5000 mm
19.6901.919.00	19	L = 5000 mm
19.6901.921.00	20,76 (10 - 0,76 - 10)	L = 5000 mm
19.6901.922.00	21,52 (10 - 1,52 - 10)	L = 5000 mm

Safety Wedge System: Het glas wordt geklemd, boren is niet nodig.

International Design Model Protection

EASY GLASS® PRO INVERSE - Vloerprofielen voor zijmontage

Q-INFO



VSG (2x ESG): Gelaagd gehard glas
ESG: Gehard glas

Let op de specificaties zoals bevestigingsmiddelen en glasafmetingen van de desbetreffende keurmerken.

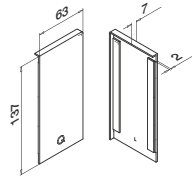
Glasrailingbasis

EASY GLASS® PRO INVERSE - Eindstukken voor zijmontage



Gebruik met en zonder
bekleding

Links



MOD 6734

Aluminium Geborsteld aluminium

OUTDOOR

16.6734.015.18

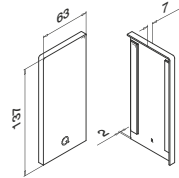


1



Gebruik met en zonder
bekleding

Rechts



MOD 6735

Aluminium Geborsteld aluminium

OUTDOOR

16.6735.015.18



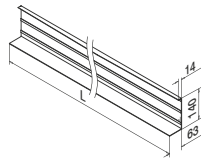
1

Glasrailingbasis

EASY GLASS® PRO INVERSE - Bekleding voor zijmontage



Bekleding voorzijde



MOD 6920

Aluminium Geborsteld aluminium

OUTDOOR

16.6920.511.18

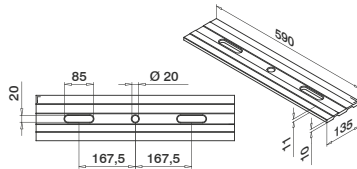


L = 5000 mm



Glasrailingbasis

EASY GLASS® PRO INVERSE - Drainageprofielen voor zijmontage



MOD 6948

Aluminium Geborsteld aluminium

OUTDOOR

16.6948.015.18

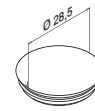


4

Glasrailingbasis

EASY GLASS® PRO INVERSE - Afdekdoppen

Gebruik zonder
bekleding



MOD 6915

ABS kunststof Aluminium RAL 9006

OUTDOOR

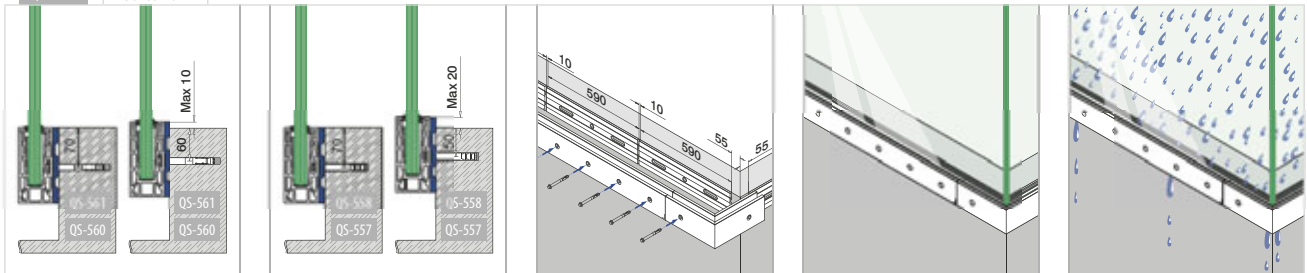
24.6915.026.36



10

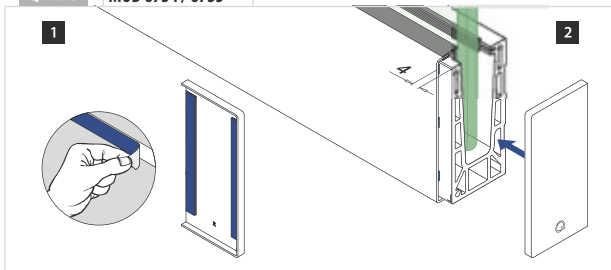
Q-INFO

MOD 6948



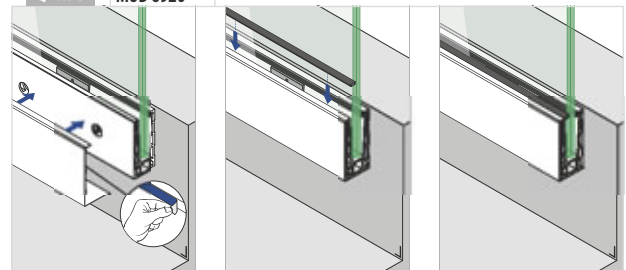
Q-INFO

MOD 6734 / 6735

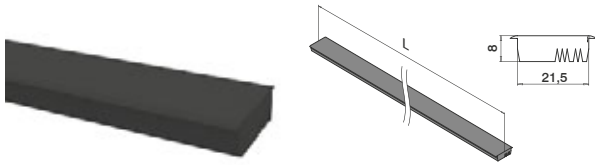


Q-INFO

MOD 6920



EASY GLASS® PRO - Afdek-/tussenrubber

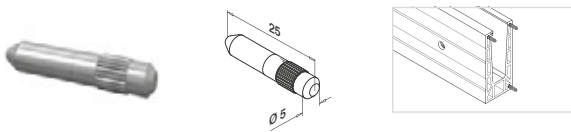


MOD 6901

Toebehoren	
19.6901.001.00	L = 2500 mm



EASY GLASS® - Verbindingsstiften



MOD 3005

316	
OUTDOOR	
14.3005.000.00	6



EASY GLASS® - Multitool

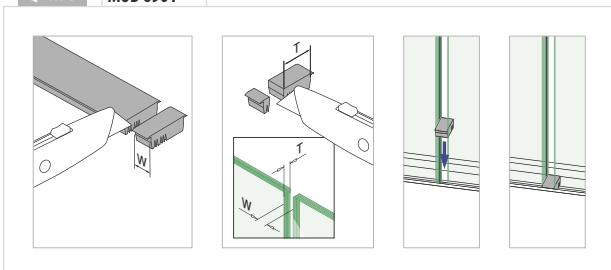


MOD 6920


Toebehoren	
19.6920.000.00	Q
	Q-71
	1

International Design Model Protection

Q-INFO MOD 6901




Q-INFO MOD 6920





EASY GLASS® MAX

DE STERKSTE GLASRAILING
ALLERTIJDEN



Manoeuvreer eenvoudig met dit robuuste maar lichtgewicht aluminium vloerprofiel

IJzersterk en bijzonder veilig

Deze elegante krachtpatser is bestand tegen extreem zware lasten en hoge windbelasting. Zijn combinatie van kracht en handzaamheid maken dit systeem ideaal voor bijvoorbeeld stadions, luchthavens, winkelcentra of andere publieke locaties.

- Zwaar en extreem zwaar gebruik voor trappen en balustrades, zowel binnen als buiten
- Monteer eenvoudig met zeskantankers
- Direct op beton te monteren, zonder stalen montageplaten
- Zet glasvullingen veilig vast met de unieke Safety Wedge System rubbers- en keggenset
- Te combineren met:
 - Alle Q-railing op glas gemonteerde handrailingen, U-profielbuis, U-profielen en glasrandbescherming
 - Q-glass (glasvulling op maat en standaardglas uit voorraad)
 - Q-lights Linear Light (voor handrailingen en U-profielbuis met LED)

Easy Glass® Max	UK	DE	NL	IT	CH	ES	FR
Max. lijnlast (kN/m)	3,0	3,0	3,0	>4,5	3,0	3,0	3,0

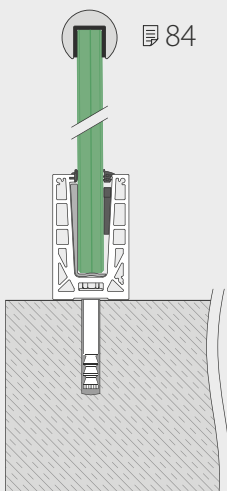
Let op de specificaties zoals bevestigingsmiddelen en glasafmetingen van de desbetreffende keurmerken. Kijk voor meer informatie op www.q-railing.com/certificaten



EASY GLASS® MAX VARIANTEN

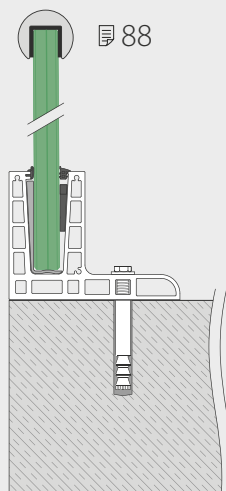
Max Topmontage

- Ook voor ingieten



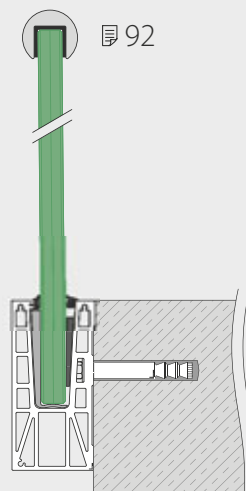
Max F Topmontage

- Voor onafgewerkte vloeren
- Ook voor montage op of voorbij de betonrand



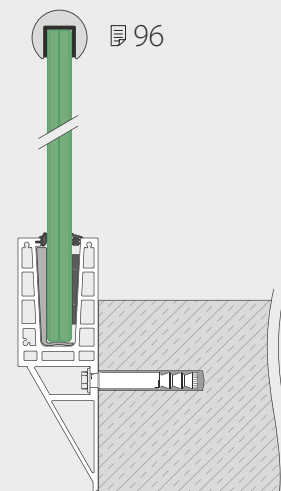
Max Zijmontage

- Vloerprofielbekleding optioneel

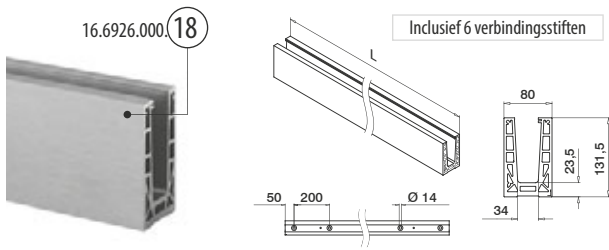


Max Y Zijmontage

- Voor onafgewerkte vloeren
- Ook voor montage tegen of voorbij de betonrand
- Vloerprofielbekleding optioneel



EASY GLASS® MAX - Vloerprofielen voor topmontage



MOD 6926

Aluminium	Geborsteld aluminium
OUTDOOR	
16.6926.000.18	QS-207 464 / QS-215 460 / QS-223 460
	L = 2500 mm



PREFIX We kunnen dit artikel op basis van uw specificaties op maat zagen en in de juiste lengte en het juiste verstek leveren. Neem contact met ons op voor de details.

Toebehoren

Bevestigingsmateriaal voor railingsystemen



MOD 4512

Staal, verzinkt						
INDOOR	QS	Type	d	L		
19.4512.224.15	QS-208	Q VMZ-IG 90 M12	M12	94	Ø18	10
316						
OUTDOOR	QS	Type	d	L		
19.4512.224.14	QS-207	Q VMZ-IG 90 M12 A4	M12	94	Ø18	10



MOD 0301 - DIN125A / ISO7089

Staal, verzinkt			
INDOOR	QS	d	
93.0301.224.15	QS-216	M12	50
316			
OUTDOOR	QS	d	
93.0301.224.14	QS-215	M12	50



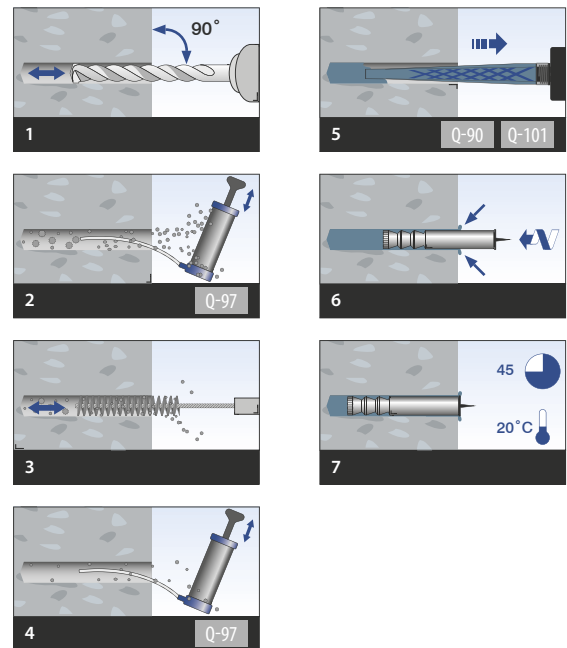
MOD 0661 - DIN933

316			
OUTDOOR	QS	d	L
93.0661.230.14	QS-223	M12	30



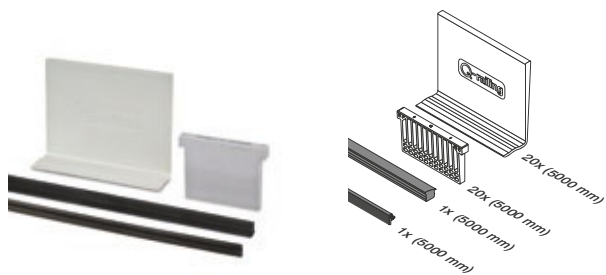
Q-INFO

Montage-instructie Q-anchor VMZ-IG




Selecteer het bevestigingsanker dat voldoet aan uw constructie-eisen in de tabellen op www.q-railing.com/bevestigingsanker

EASY GLASS® MAX - Safety Wedge System (rubber- en keggensets)



MOD 6907

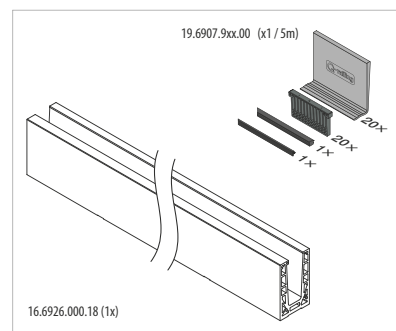
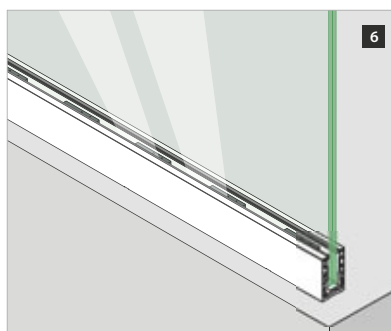
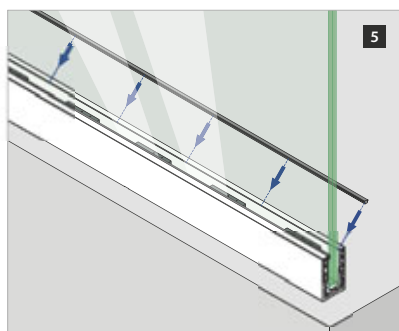
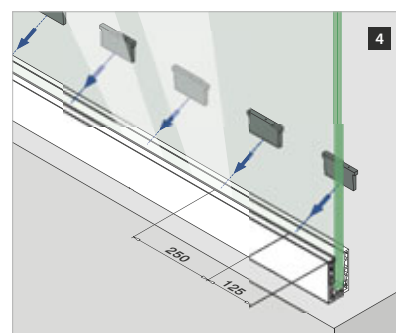
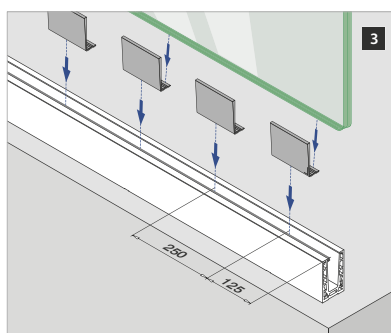
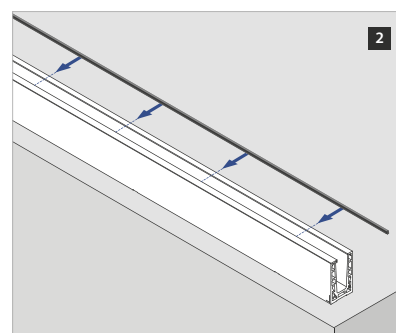
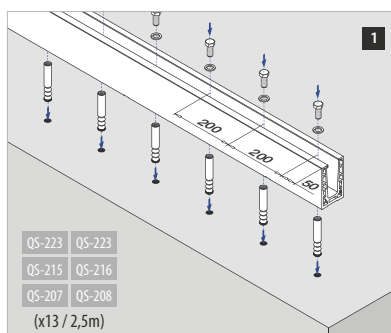
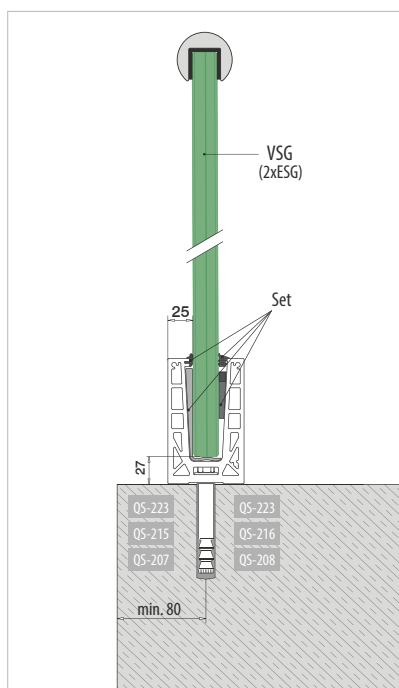
Toebehoren		
	T	
19.6907.919.00	19	L = 5000 mm
19.6907.921.00	20,76 (10 - 0,76 - 10)	L = 5000 mm
19.6907.922.00	21,52 (10 - 1,52 - 10)	L = 5000 mm
19.6907.924.00	24,76 (12 - 0,76 - 12)	L = 5000 mm
19.6907.925.00	25	L = 5000 mm
19.6907.926.00	25,52 (12 - 1,52 - 12)	L = 5000 mm
19.6907.932.00	31,52 (15 - 1,52 - 15)	L = 5000 mm
<hr/>		
19.6907.519.00	19	L = 25 m
19.6907.521.00	20,76 (10 - 0,76 - 10)	L = 25 m
19.6907.522.00	21,52 (10 - 1,52 - 10)	L = 25 m
19.6907.524.00	24,76 (12 - 0,76 - 12)	L = 25 m
19.6907.526.00	25,52 (12 - 1,52 - 12)	L = 25 m
19.6907.532.00	31,52 (15 - 1,52 - 15)	L = 25 m

Safety Wedge System: Het glas wordt geklemd, boren is niet nodig.

EASY GLASS® MAX - Vloerprofielen voor topmontage

Voor niet instelbare glasinklemming

Q-INFO MOD 6926

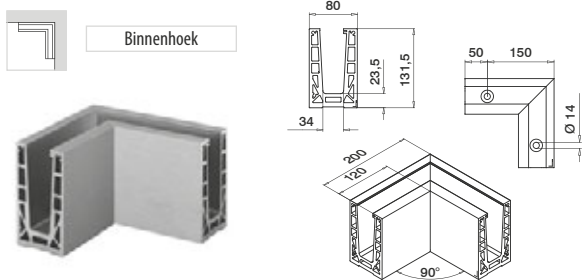


VSG (2x ESG): Gelaagd gehard glas
ESG : Gehard glas

Let op de specificaties zoals bevestigingsmiddelen en glasafmetingen van de desbetreffende keurmerken.

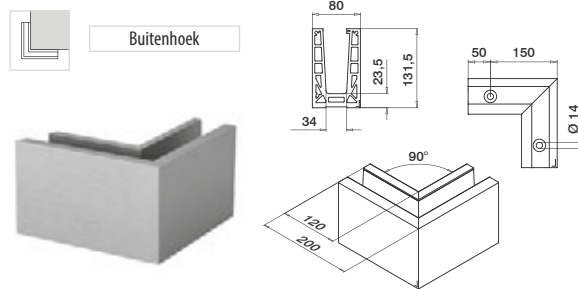
Assembly video:
www.q-railing.com/videos

EASY GLASS® MAX - Verbinders voor topmontage



MOD 6313

Aluminium	Geborsteld aluminium
OUTDOOR	 
16.6313.017.18	QS-207  464 / QS-215  460 / QS-223  460 1

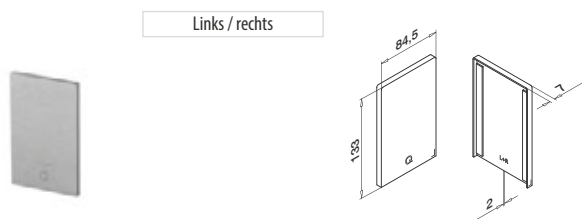


MOD 6314

Aluminium	Geborsteld aluminium
OUTDOOR	 
16.6314.017.18	QS-207  464 / QS-215  460 / QS-223  460 1

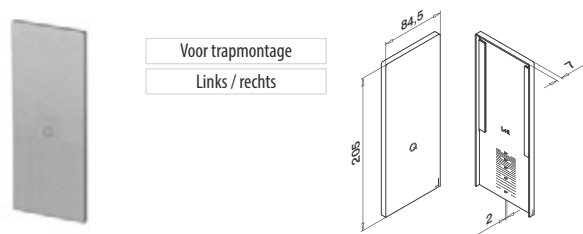


EASY GLASS® MAX - Eindstukken voor topmontage



MOD 6734

Aluminium	Geborsteld aluminium
OUTDOOR	
16.6734.017.18	1

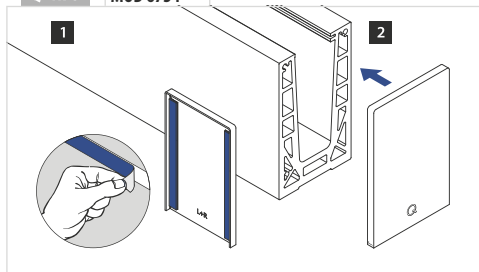


MOD 6736

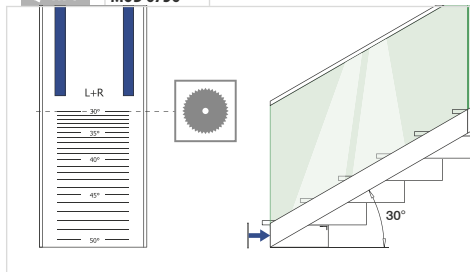
Aluminium	Geborsteld aluminium
OUTDOOR	
16.6736.017.18	1



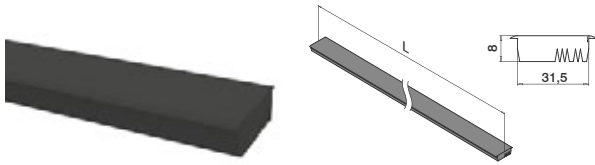
Q-INFO MOD 6734



Q-INFO MOD 6736



EASY GLASS® MAX - Afdek-/tussenrubber

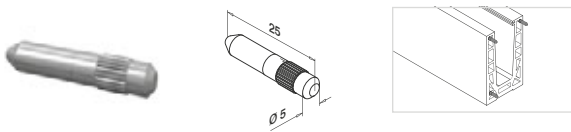


MOD 6907

Toebehoren	
19.6907.001.00	L = 2500 mm



EASY GLASS® - Verbindingsstiften



MOD 3005

316	
OUTDOOR	
14.3005.000.00	6



EASY GLASS® - Multitool

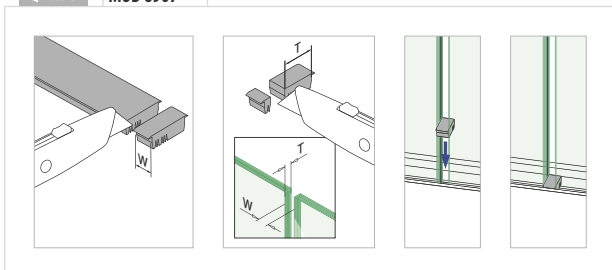


MOD 6920


Toebehoren	
	Q
19.6920.000.00	Q-71 1

International Design Model Protection

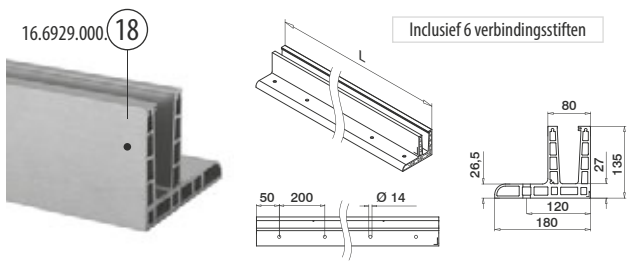
Q-INFO MOD 6907



Q-INFO MOD 6920



EASY GLASS® MAX F - Vloerprofielen voor topmontage



MOD 6929

Aluminium	Geborsteld aluminium
OUTDOOR	 
16.6929.000.18	QS-207 464 / QS-215 460 / QS-225 460
	L = 2500 mm



International Design Model Protection





PREFIX We kunnen dit artikel op basis van uw specificaties op maat zagen en in de juiste lengte en het juiste verstek leveren. Neem contact met ons op voor de details.

Toebehoren

Bevestigingsmateriaal voor railingsystemen





MOD 4512

Staal, verzinkt							
INDOOR	QS	Type	d	L			
19.4512.224.15	QS-208	Q VMZ-IG 90 M12	M12	94	Ø18	10	
316							
OUTDOOR	QS	Type	d	L			
19.4512.224.14	QS-207	Q VMZ-IG 90 M12 A4	M12	94	Ø18	10	



MOD 0301 - DIN125A / ISO7089

Staal, verzinkt			
INDOOR	QS	d	
93.0301.224.15	QS-216	M12	50
316			
OUTDOOR	QS	d	
93.0301.224.14	QS-215	M12	50



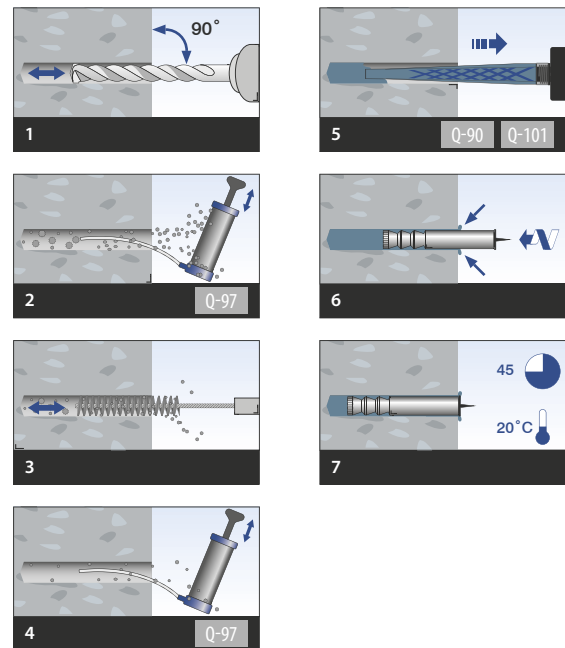
MOD 0661 - DIN933

316			
OUTDOOR	QS	d	L
93.0661.245.14	QS-225	M12	45



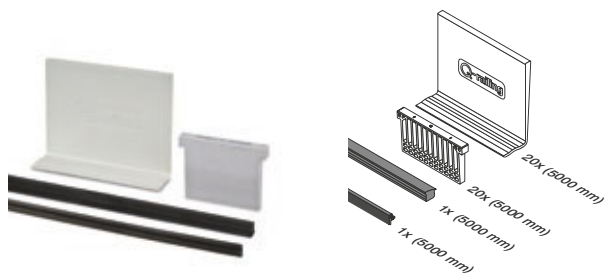
Q-INFO

Montage-instructie Q-anchor VMZ-IG



Selecteer het bevestigingsanker dat voldoet aan uw constructie-eisen in de tabellen op www.q-railing.com/bevestigingsanker

EASY GLASS® MAX - Safety Wedge System (rubber- en keggensets)



MOD 6907

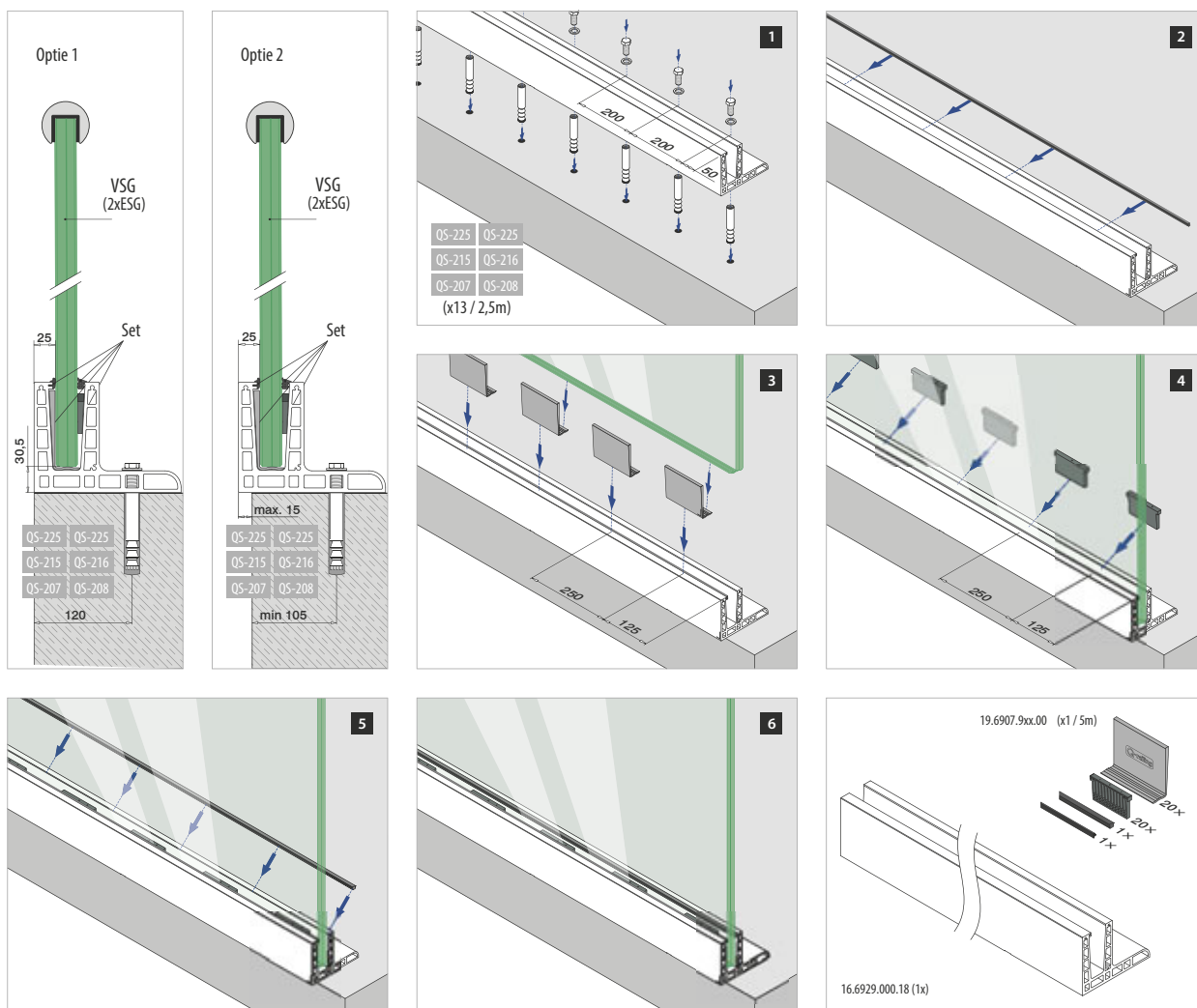
Toebehoren		T	
19.6907.919.00		19	L = 5000 mm
19.6907.921.00		20,76 (10 - 0,76 - 10)	L = 5000 mm
19.6907.922.00		21,52 (10 - 1,52 - 10)	L = 5000 mm
19.6907.924.00		24,76 (12 - 0,76 - 12)	L = 5000 mm
19.6907.925.00		25	L = 5000 mm
19.6907.926.00		25,52 (12 - 1,52 - 12)	L = 5000 mm
19.6907.932.00		31,52 (15 - 1,52 - 15)	L = 5000 mm
19.6907.519.00		19	L = 25 m
19.6907.521.00		20,76 (10 - 0,76 - 10)	L = 25 m
19.6907.522.00		21,52 (10 - 1,52 - 10)	L = 25 m
19.6907.524.00		24,76 (12 - 0,76 - 12)	L = 25 m
19.6907.526.00		25,52 (12 - 1,52 - 12)	L = 25 m
19.6907.532.00		31,52 (15 - 1,52 - 15)	L = 25 m

Safety Wedge System: Het glas wordt geklemd, boren is niet nodig.

EASY GLASS® MAX F - Vloerprofielen voor topmontage

Voor niet instelbare glasinklemming

Q-INFO MOD 6929



VSG (2x ESG): Gelaagd gehard glas
ESG : Gehard glas

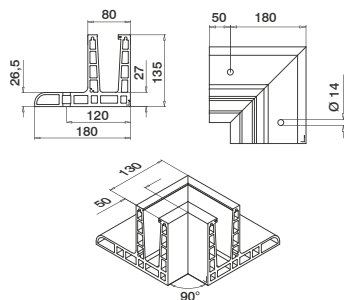
Let op de specificaties zoals bevestigingsmiddelen en glasafmetingen van de desbetreffende keurmerken.

Assembly video:
www.q-railing.com/videos

EASY GLASS® MAX F - Verbinders voor topmontage



Binnenhoek

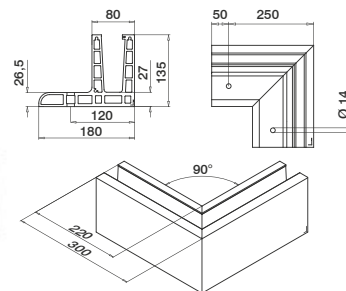


MOD 6313

Aluminium	Geborsteld aluminium			
OUTDOOR				
16.6313.019.18	QS-207 464 / QS-215 460 / QS-225 460			1



Buitenhoek



MOD 6314

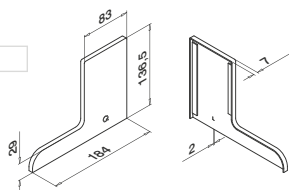
Aluminium	Geborsteld aluminium			
OUTDOOR				
16.6314.019.18	QS-207 464 / QS-215 460 / QS-225 460			1



EASY GLASS® MAX F - Eindstukken voor topmontage



Links

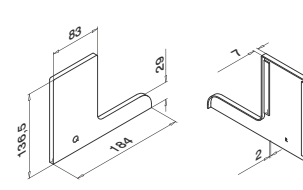


MOD 6734

Aluminium	Geborsteld aluminium			
OUTDOOR				
16.6734.019.18				1




Rechts



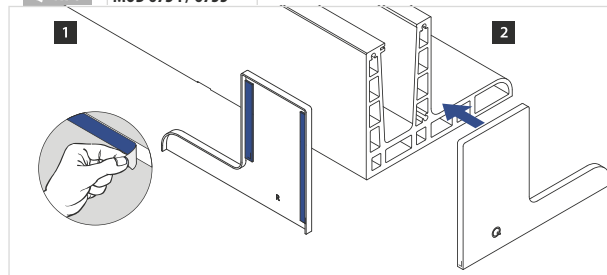
MOD 6735

Aluminium	Geborsteld aluminium			
OUTDOOR				
16.6735.019.18				1

Q-INFO MOD 6920

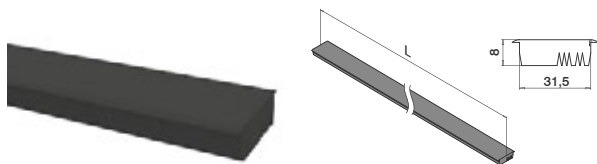


Q-INFO MOD 6734 / 6735



Glasrailingbasis

EASY GLASS® MAX - Afdek-/tussenrubber



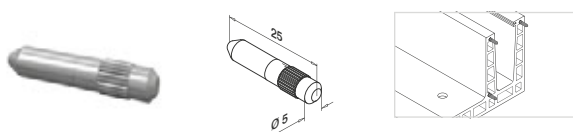
MOD 6907

Toebehoren	
19.6907.001.00	L = 2500 mm



Glasrailingbasis

EASY GLASS® - Verbindingsstiften



MOD 3005

316	
OUTDOOR	
14.3005.000.00	6



Toebehoren

EASY GLASS® - Multitool

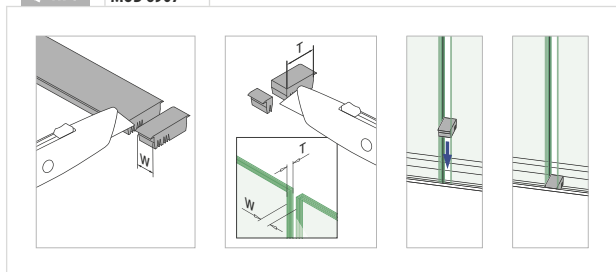


MOD 6920


Toebehoren	
19.6920.000.00	Q
	Q-71
	1

International Design Model Protection

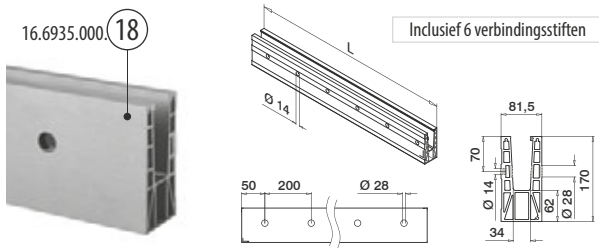
Q-INFO MOD 6907



Q-INFO MOD 6920



EASY GLASS® MAX - Vloerprofielen voor zijmontage



MOD 6935

Aluminium	Geborsteld aluminium
OUTDOOR	
16.6935.000.18	QS-207 464 / QS-215 460 / QS-223 460
	L = 2500 mm



PREFIX We kunnen dit artikel op basis van uw specificaties op maat zagen en in de juiste lengte en het juiste verstek leveren. Neem contact met ons op voor de details.

Toebehoren

Bevestigingsmateriaal voor railingsystemen



MOD 4512

Staal, verzinkt						
INDOOR	QS	Type	d	L		
19.4512.224.15	QS-208	Q VMZ-IG 90 M12	M12	94	Ø18	10
316						
OUTDOOR	QS	Type	d	L		
19.4512.224.14	QS-207	Q VMZ-IG 90 M12 A4	M12	94	Ø18	10



MOD 0301 - DIN125A / ISO7089

Staal, verzinkt			
INDOOR	QS	d	
93.0301.224.15	QS-216	M12	50
316			
OUTDOOR	QS	d	
93.0301.224.14	QS-215	M12	50



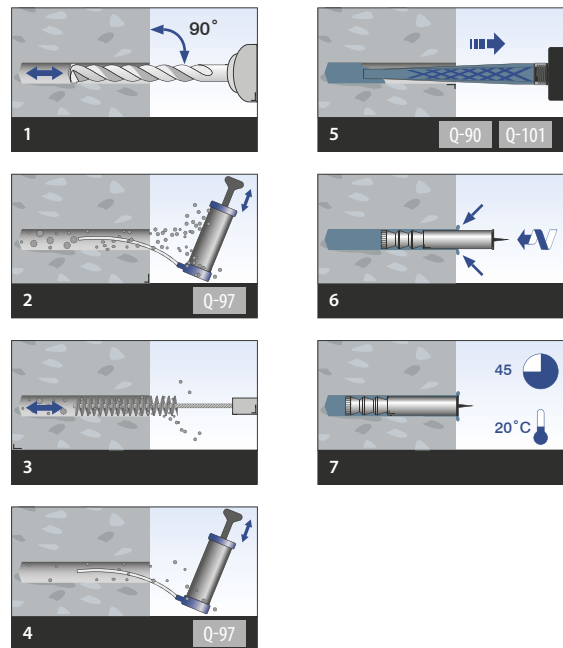
MOD 0661 - DIN933

316			
OUTDOOR	QS	d	L
93.0661.230.14	QS-223	M12	30



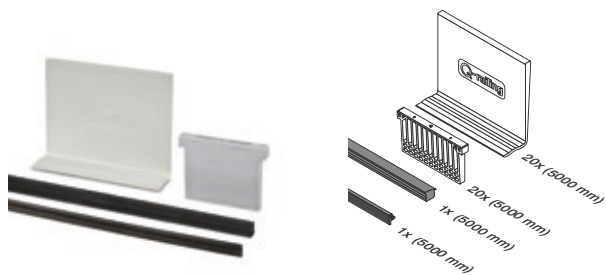
Q-INFO

Montage-instructie Q-anchor VMZ-IG



Selecteer het bevestigingsanker dat voldoet aan uw constructie-eisen in de tabellen op www.q-railing.com/bevestigingsanker

EASY GLASS® MAX - Safety Wedge System (rubber- en keggensets)



MOD 6907

Toebehoren		T	
19.6907.919.00		19	L = 5000 mm
19.6907.921.00		20,76 (10 - 0,76 - 10)	L = 5000 mm
19.6907.922.00		21,52 (10 - 1,52 - 10)	L = 5000 mm
19.6907.924.00		24,76 (12 - 0,76 - 12)	L = 5000 mm
19.6907.925.00		25	L = 5000 mm
19.6907.926.00		25,52 (12 - 1,52 - 12)	L = 5000 mm
19.6907.932.00		31,52 (15 - 1,52 - 15)	L = 5000 mm
<hr/>			
19.6907.519.00		19	L = 25 m
19.6907.521.00		20,76 (10 - 0,76 - 10)	L = 25 m
19.6907.522.00		21,52 (10 - 1,52 - 10)	L = 25 m
19.6907.524.00		24,76 (12 - 0,76 - 12)	L = 25 m
19.6907.526.00		25,52 (12 - 1,52 - 12)	L = 25 m
19.6907.532.00		31,52 (15 - 1,52 - 15)	L = 25 m

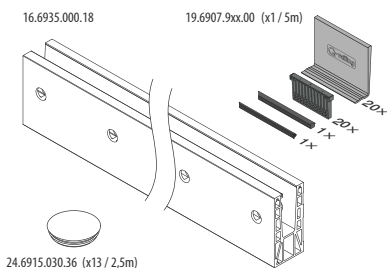
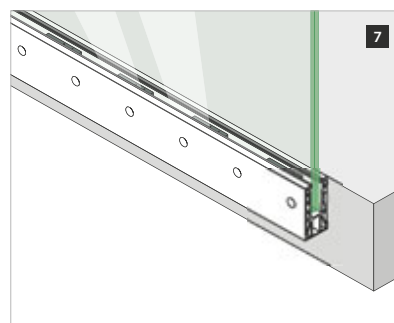
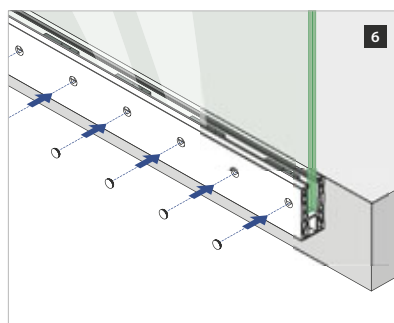
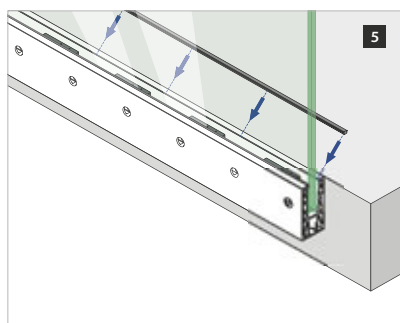
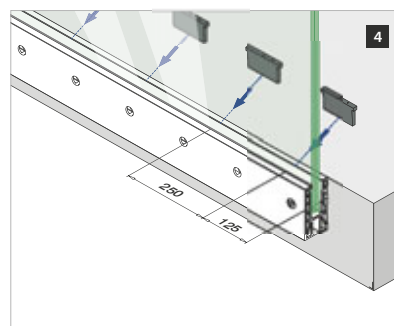
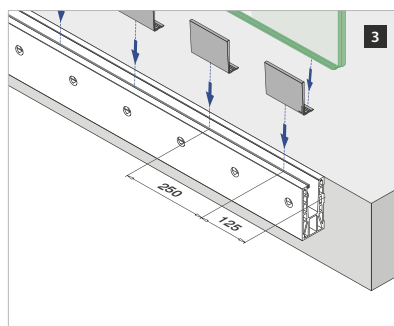
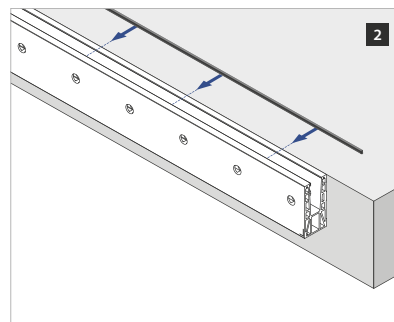
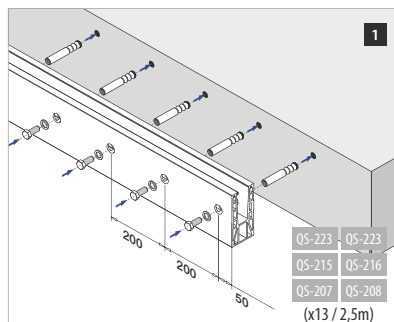
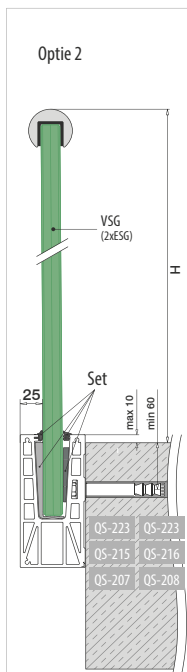
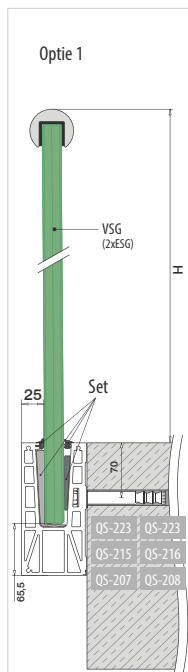
Safety Wedge System: Het glas wordt geklemd, boren is niet nodig.

EASY GLASS® MAX - Vloerprofielen voor zijmontage

Voor niet instelbare glasinklemming

Q-INFO

MOD 6935

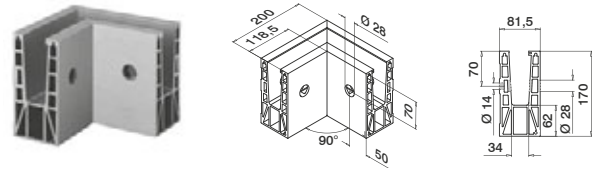


VSG (2x ESG) : Gelaagd gehard glas
ESG : Gehard glas

Let op de specificaties zoals bevestigingsmiddelen en glasafmetingen van de desbetreffende keurmerken.

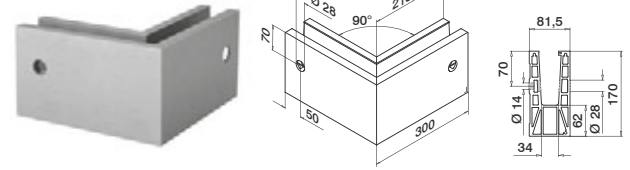
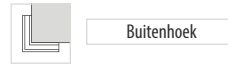
▶ Assembly video: www.q-railing.com/videos

EASY GLASS® MAX - Verbinders voor zijmontage



MOD 6315

Aluminium	Geborsteld aluminium
OUTDOOR	
16.6315.018.18	QS-207 464 / QS-215 460 / QS-223 460 1



MOD 6316

Aluminium	Geborsteld aluminium
OUTDOOR	
16.6316.018.18	QS-207 464 / QS-215 460 / QS-223 460 1



EASY GLASS® MAX - Eindstukken voor zijmontage



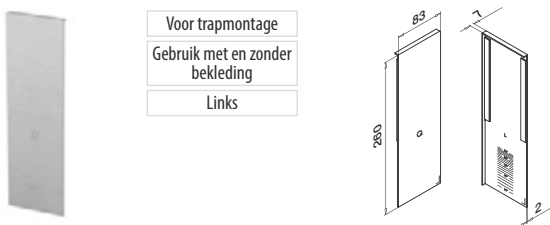
MOD 6734

Aluminium	Geborsteld aluminium
OUTDOOR	
16.6734.018.18	1



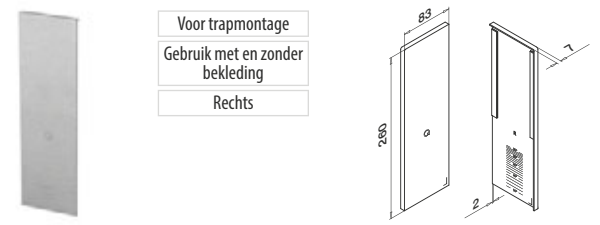
MOD 6735

Aluminium	Geborsteld aluminium
OUTDOOR	
16.6735.018.18	1



MOD 6736

Aluminium	Geborsteld aluminium
OUTDOOR	
16.6736.018.18	1

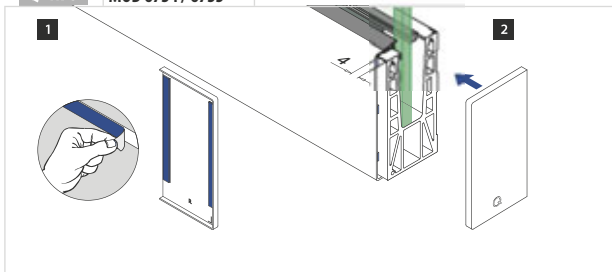


MOD 6737

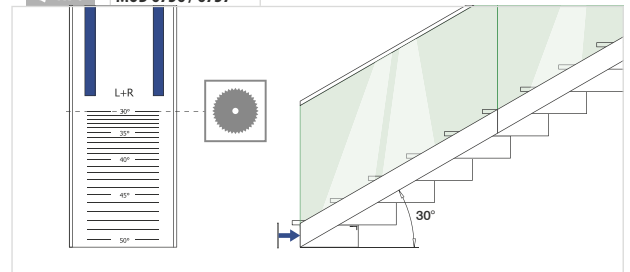
Aluminium	Geborsteld aluminium
OUTDOOR	
16.6737.018.18	1



Q-INFO MOD 6734 / 6735



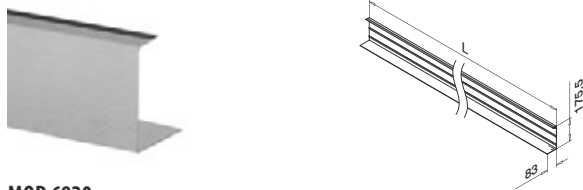
Q-INFO MOD 6736 / 6737



Glasrailingbasis

EASY GLASS® MAX - Bekleding voor zijmontage

Bekleding voorzijde



MOD 6920

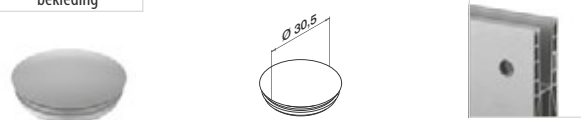
Aluminium	Geborsteld aluminium
OUTDOOR	
16.6920.518.18	L = 5000 mm



Glasrailingbasis

EASY GLASS® MAX - Afdekdoppen

Gebruik zonder bekleding

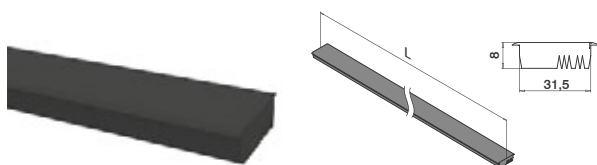


MOD 6915

ABS kunststof	Aluminium RAL 9006
OUTDOOR	
24.6915.030.36	10

Glasrailingbasis

EASY GLASS® MAX - Afdek-/tussenrubber



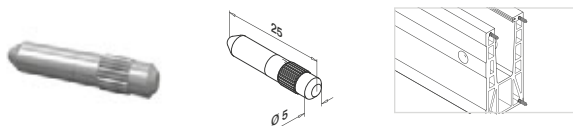
MOD 6907

Toebehoren	
19.6907.001.00	L = 2500 mm



Glasrailingbasis

EASY GLASS® - Verbindingsstiften



MOD 3005

316	
OUTDOOR	6
14.3005.000.00	



Toebehoren

EASY GLASS® - Multitool

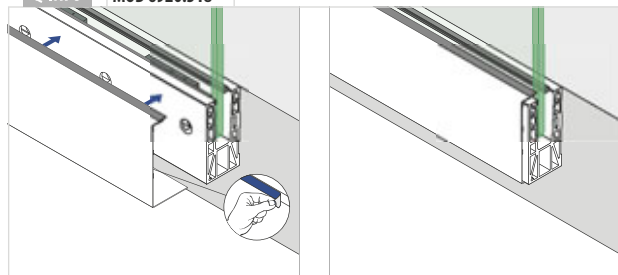


MOD 6920

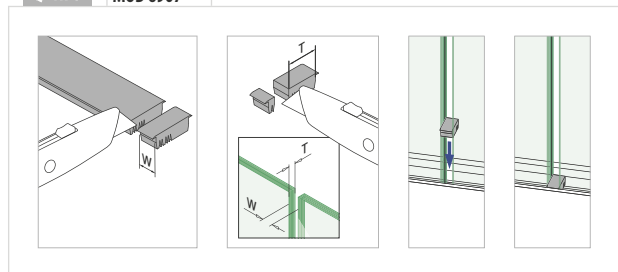
Toebehoren	Q	
19.6920.000.00	Q-71	1

International Design Model Protection


Q-INFO **MOD 6920.518**



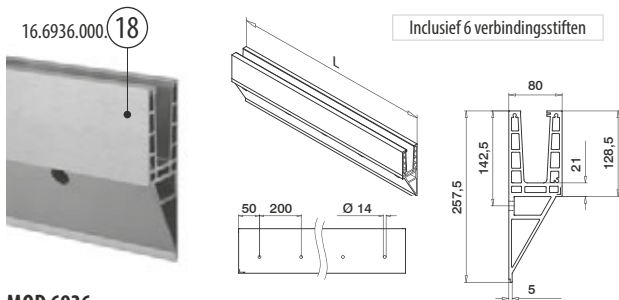
Q-INFO **MOD 6907**



Q-INFO **MOD 6920.000**



EASY GLASS® MAX Y - Vloerprofielen voor zijmontage



MOD 6936

Aluminium	Geborsteld aluminium
OUTDOOR	
16.6936.000.18	QS-207  464 / QS-215  460 / QS-223  460
	L = 2500 mm



International Design Model Protection





PREFIX We kunnen dit artikel op basis van uw specificaties op maat zagen en in de juiste lengte en het juiste verstek leveren. Neem contact met ons op voor de details.

Toebehoren

Bevestigingsmateriaal voor railingsystemen





MOD 4512

Staal, verzinkt						
INDOOR	QS	Type	d	L		
19.4512.224.15	QS-208	Q VMZ-IG 90 M12	M12	94	Ø18	10
316						
OUTDOOR	QS	Type	d	L		
19.4512.224.14	QS-207	Q VMZ-IG 90 M12 A4	M12	94	Ø18	10



MOD 0301 - DIN125A / ISO7089

Staal, verzinkt			
INDOOR	QS	d	
93.0301.224.15	QS-216	M12	50
316			
OUTDOOR	QS	d	
93.0301.224.14	QS-215	M12	50



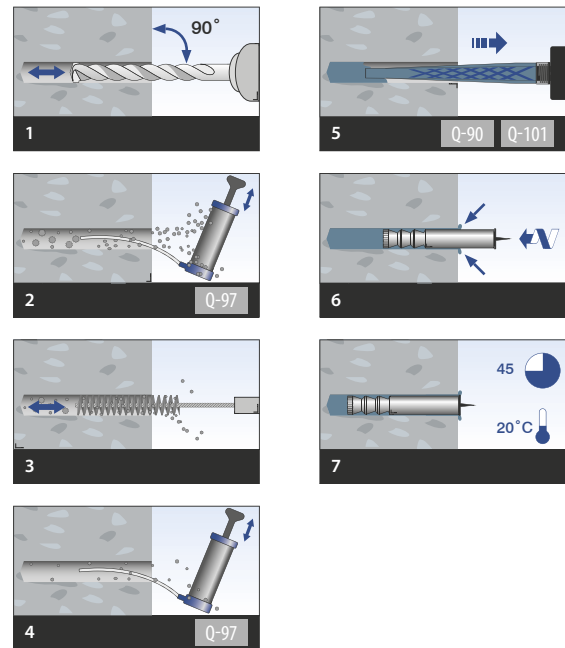
MOD 0661 - DIN933

316			
OUTDOOR	QS	d	L
93.0661.245.14	QS-225	M12	45




Q-INFO

Montage-instructie Q-anchor VMZ-IG




Selecteer het bevestigingsanker dat voldoet aan uw constructie-eisen in de tabellen op www.q-railing.com/bevestigingsanker

EASY GLASS® MAX - Safety Wedge System (rubber- en keggensets)



MOD 6907

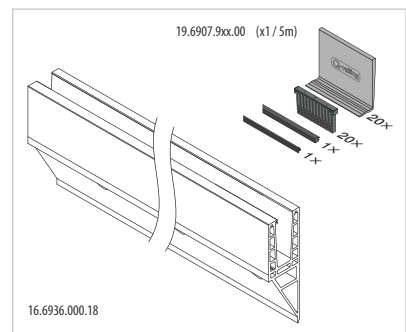
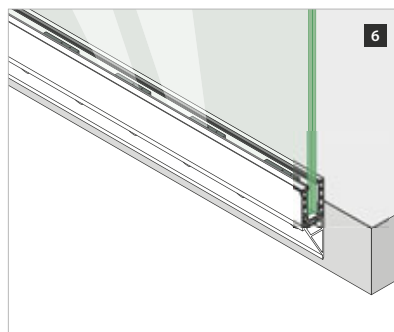
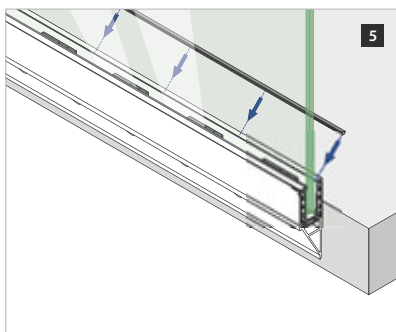
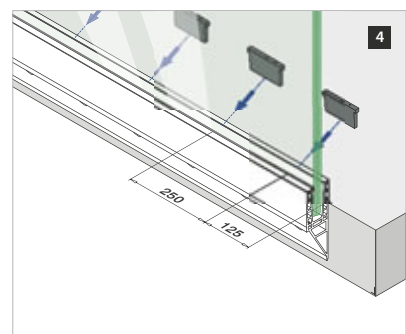
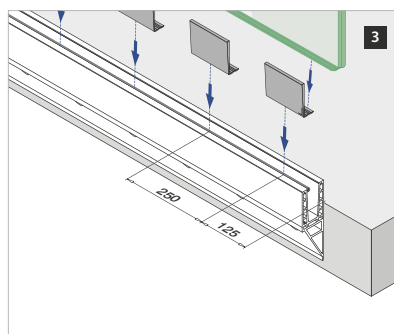
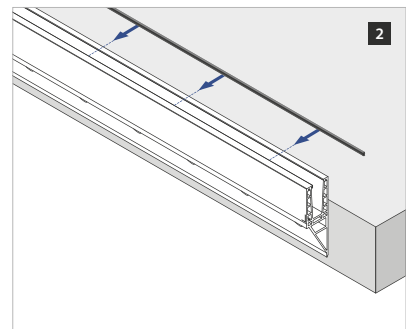
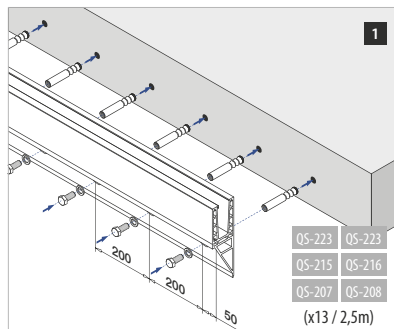
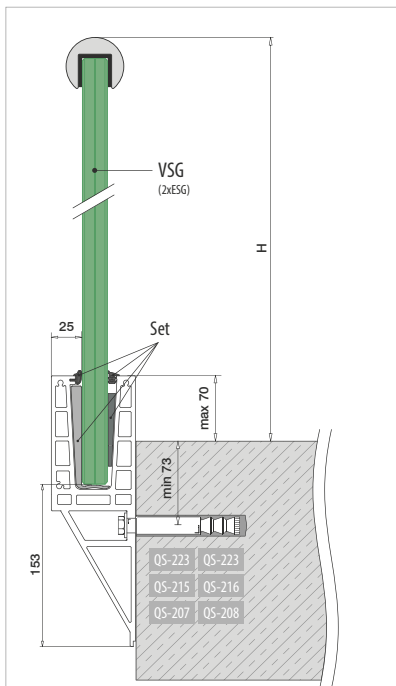
Toebehoren		
	T	
19.6907.919.00	19	L = 5000 mm
19.6907.921.00	20,76 (10 - 0,76 - 10)	L = 5000 mm
19.6907.922.00	21,52 (10 - 1,52 - 10)	L = 5000 mm
19.6907.924.00	24,76 (12 - 0,76 - 12)	L = 5000 mm
19.6907.925.00	25	L = 5000 mm
19.6907.926.00	25,52 (12 - 1,52 - 12)	L = 5000 mm
19.6907.932.00	31,52 (15 - 1,52 - 15)	L = 5000 mm
<hr/>		
19.6907.519.00	19	L = 25 m
19.6907.521.00	20,76 (10 - 0,76 - 10)	L = 25 m
19.6907.522.00	21,52 (10 - 1,52 - 10)	L = 25 m
19.6907.524.00	24,76 (12 - 0,76 - 12)	L = 25 m
19.6907.526.00	25,52 (12 - 1,52 - 12)	L = 25 m
19.6907.532.00	31,52 (15 - 1,52 - 15)	L = 25 m

Safety Wedge System: Het glas wordt geklemd, boren is niet nodig.

EASY GLASS® MAX Y - Vloerprofielen voor zijmontage

Voor niet instelbare glasinklemming

Q-INFO MOD 6936



VSG (2x ESG): Gelaagd gehard glas
ESG : Gehard glas

Let op de specificaties zoals bevestigingsmiddelen en glasafmetingen van de desbetreffende keurmerken.

 Assembly video:
www.q-railing.com/videos

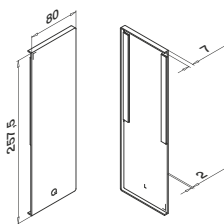
Glasrailingbasis

EASY GLASS® MAX Y - Eindstukken voor zijmontage



Voor trapmontage
Gebruik met en zonder
bekleding

Links



MOD 6734

Aluminium Geborsteld aluminium

OUTDOOR



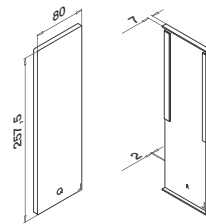
16.6734.020.18

1



Voor trapmontage
Gebruik met en zonder
bekleding

Rechts



MOD 6735

Aluminium Geborsteld aluminium

OUTDOOR



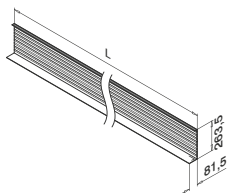
16.6735.020.18

1

Glasrailingbasis

EASY GLASS® MAX Y - Bekleding voor zijmontage

Bekleding voorzijde



MOD 6920

Aluminium Geborsteld aluminium

OUTDOOR



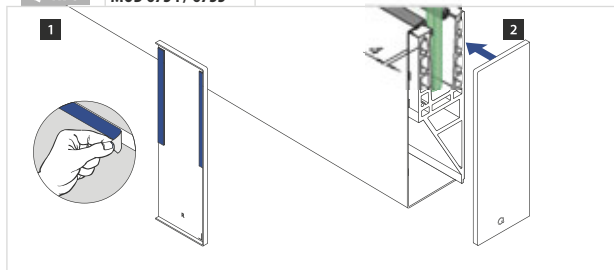
16.6920.520.18

L = 5000 mm



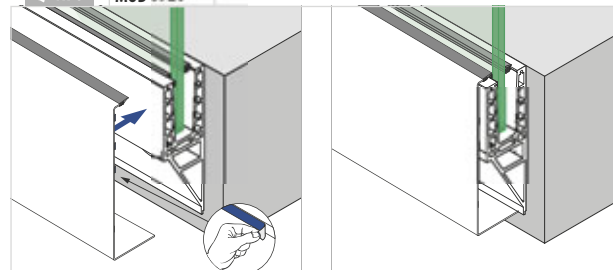
Q-INFO

MOD 6734 / 6735



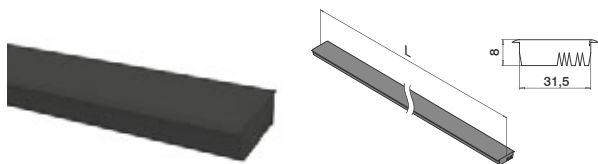
Q-INFO

MOD 6920



Glasrailingbasis

EASY GLASS® MAX - Afdek-/tussenrubber



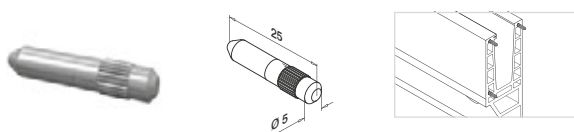
MOD 6907

Toebehoren	
19.6907.001.00	L = 2500 mm



Glasrailingbasis

EASY GLASS® - Verbindingsstiften



MOD 3005

316	
OUTDOOR	
14.3005.000.00	6



Toebehoren

EASY GLASS® - Multitool

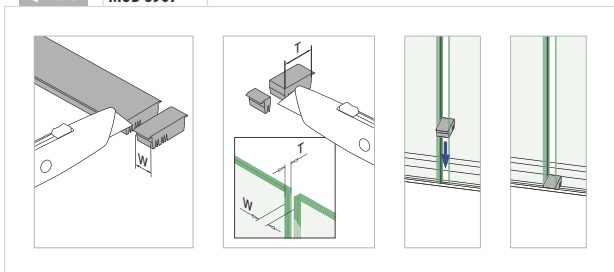


MOD 6920


Toebehoren	
19.6920.000.00	Q
	Q-71
	1

International Design Model Protection

Q-INFO MOD 6907




Q-INFO MOD 6920





EASY GLASS® HYBRID

HET HELDERE
ANTWOORD
OP BALKONS



Monteer mét of juist zonder balusters

Dit veelzijdige systeem is ideaal voor bijvoorbeeld een inpendig balkon. Monteer het tussen twee muren en u creëert zonder problemen een volledig glazen railing tot wel 3,2 m breed, zonder balusters. Voor langere lengtes of wanneer u geen wandmontage kunt of wilt toepassen, voegt u balusters toe. Wat u ook kiest, met het slechts 43 mm hoge vloerprofiel is het eindresultaat altijd sterk en elegant.

- Licht en gemiddeld gebruik voor balustrades, zowel binnen als buiten
- Montage zonder ankers (pluggen en schroeven volstaan)
- Gepoedercoate stalen balusters in RAL 7047 of met kathodische bescherm laag om zelf in elke gewenste kleur te laten poedercoaten
- Te combineren met:
 - Q-glass (glasvulling op maat en standaard glas uit voorraad)
 - Q-lights Linear Light (voor U-profielbuis met LED)

Easy Glass® Hybrid	UK	DE	NL	IT	CH	ES	FR
Max. lijnlast (kN/m)	0,74	0,5	0,5	3,0	0,8	3,0	1,0

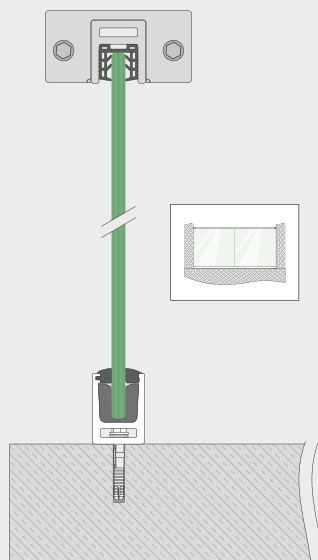
Let op de specificaties zoals bevestigingsmiddelen en glasafmetingen van de desbetreffende keurmerken. Kijk voor meer informatie op www.q-railing.com/certificaten



EASY GLASS® HYBRID VARIANTEN

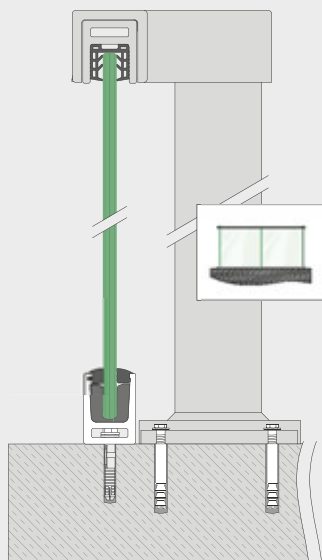
Hybrid
Topmontage met muurbevestiging

102



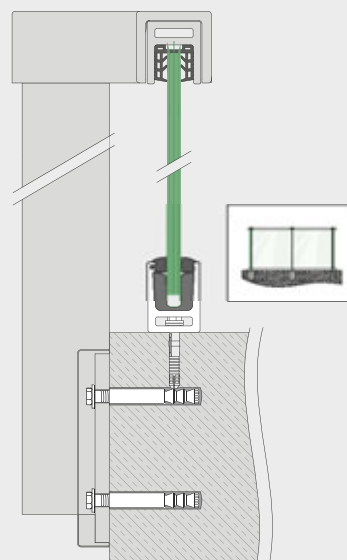
Hybrid
Topmontage met balusters

108



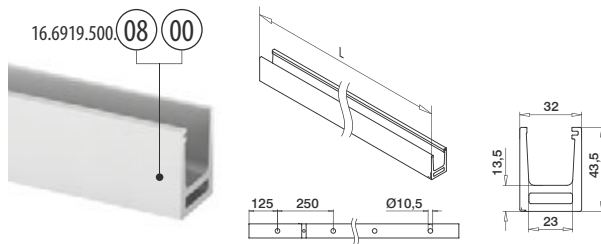
Hybrid
Top- en zijmontage met balusters

111



Glasrailingbasis

EASY GLASS® HYBRID - Vloerprofielen voor topmontage



MOD 6919

Aluminium	Mat zilver-look
OUTDOOR	
16.6919.500.08	QS-213 459 L = 5000 mm
Aluminium	Onbewerkt
INDOOR	
16.6919.500.00	QS-213 459 L = 5000 mm

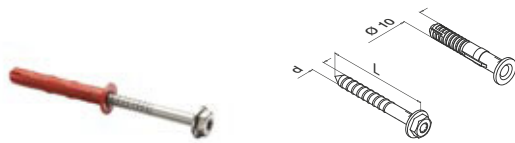


International Design Model Protection

PREFIX We kunnen dit artikel op basis van uw specificaties op maat zagen en in de juiste lengte en het juiste verstek leveren. Neem contact met ons op voor de details.

Toebehoren

Bevestigingsmateriaal voor railingsystemen




MOD 4710

316	QS	L	d		
93.4710.080.14	QS-213	80	7	Ø10	50



Glasrailingbasis

EASY GLASS® HYBRID - Rubber- en keggensets



MOD 6919

Toebehoren	T	
19.6919.908.00	8 - 8,76	L = 5000 mm
19.6919.910.00	10 - 10,76	L = 5000 mm
19.6919.912.00	12,76 - 13,52	L = 5000 mm

International Design Model Protection

Zie pagina 104 voor vloerprofielverbinders.

Glasrailingbasis

EASY GLASS® HYBRID - Eindstukken voor MOD 6919



MOD 6734

Aluminium	Mat zilver-look
OUTDOOR	
16.6734.019.08	2
Aluminium	Onbewerkt
INDOOR	
16.6734.019.00	2

Q-INFO

MOD 6919

08

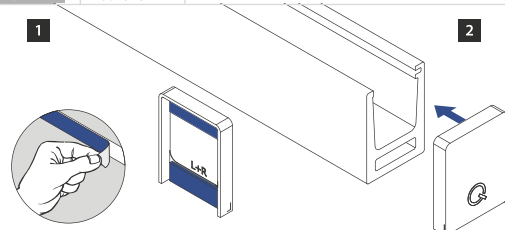
Mat zilver-look

00

Onbewerkt

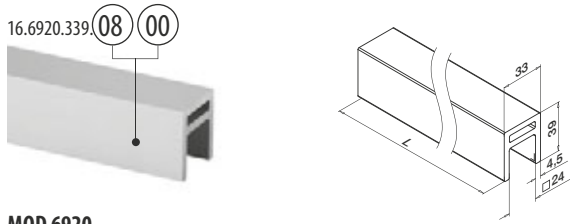
Q-INFO

MOD 6734



Glaslijsten/handrailingen

EASY GLASS® HYBRID 33x39 - U-profielbuis



MOD 6920

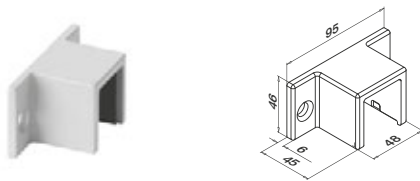
Aluminium	Mat zilver-look	
OUTDOOR		
16.6920.339.08		L = 5000 mm
Aluminium	Onbewerkt	
INDOOR		
16.6920.339.00		L = 5000 mm

International Design Model Protection

Zie pagina 104, 107 voor U-profiel-/handrailingverbinders.

Glaslijsten/handrailingen

EASY GLASS® HYBRID 33x39 - Muurflenzen



MOD 6505

Staal	Gepoedercoat RAL 7047	
OUTDOOR		
11.6505.339.34	QS-214 459	2
Staal	Kathodisch beschermd	
INDOOR		
11.6505.339.30	QS-214 459	2

NEW



U vindt de testresultaten en calculaties voor MOD 6505 op www.q-railing.com/test-berekeningen

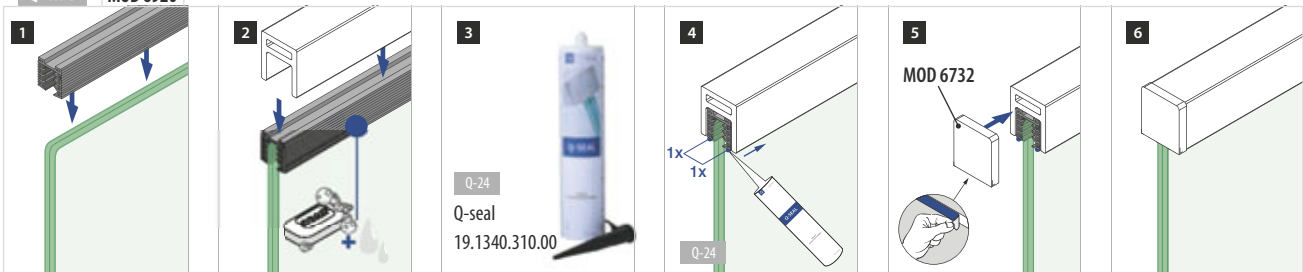
**GETEST
BEREKEND**

Q-INFO **MOD 6505**

Een kathodische laag, ook wel E-coating genoemd, is een dunne laag van 15 µ die staalproducten beschermt. Na E-coating is het product gebruiksklaar voor de laatste oppervlaktebehandeling zoals een laklaag of een poedercoating.

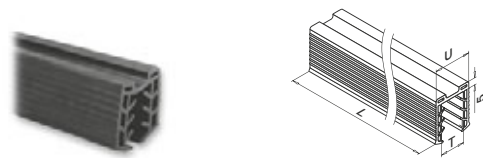


Q-INFO **MOD 6920**



Glaslijsten/handrailingen

Rubbers voor MOD 6920



MOD 50

Toebehoren	U	T	
19.5042.008.00	24	8 - 10,76	L = 5000 mm
19.5042.011.00	24	11,52 - 13,52	L = 5000 mm
19.5042.508.00	24	8 - 10,76	L = 25 m
19.5042.511.00	24	11,52 - 13,52	L = 25 m

Glaslijsten/handrailingen

EASY GLASS® HYBRID 33x39 - Eindstukken voor MOD 6920

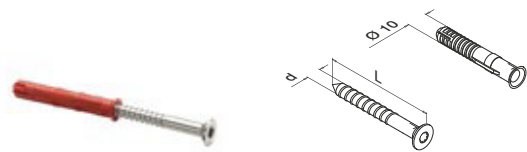


MOD 6732

Aluminium	Mat zilver-look	
OUTDOOR		
16.6732.339.08		2
Aluminium	Onbewerkt	
INDOOR		
16.6732.339.00		2

Toebehoren

Bevestigingsmateriaal voor railingsystemen



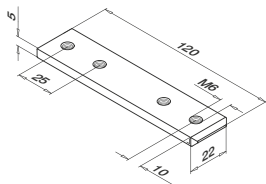
MOD 4210

316					
OUTDOOR	QS	L	d		
93.4210.080.14	QS-214	80	7	Ø10	50



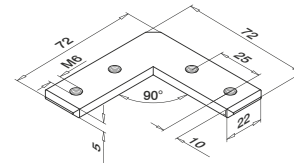
U vindt de berekeningsbasis voor buizen, staven en U-profielen op www.q-railing.com/test-berekeningen

EASY GLASS® HYBRID 33x39 - Verbinders



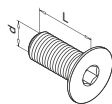
MOD 6790

Aluminium	Onbewerkt		
OUTDOOR			
16.6790.339.00	QS-205	456	2



MOD 6313

Aluminium	Onbewerkt		
OUTDOOR			
16.6313.339.00	QS-205	456	2



MOD 0670 - DIN7991

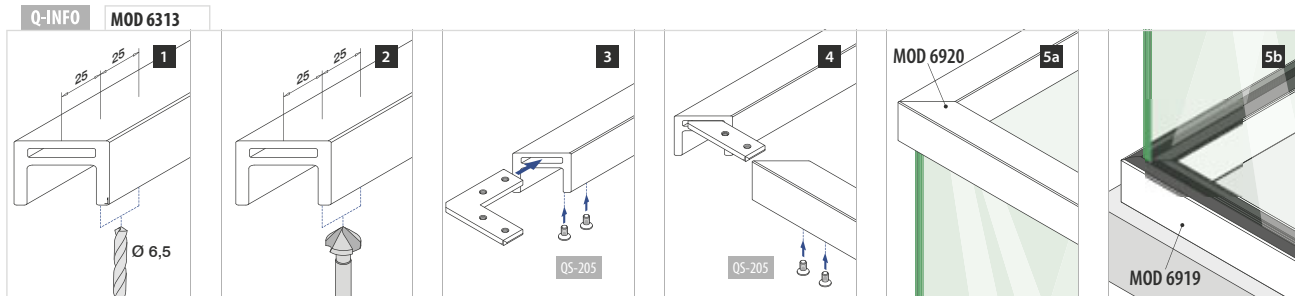
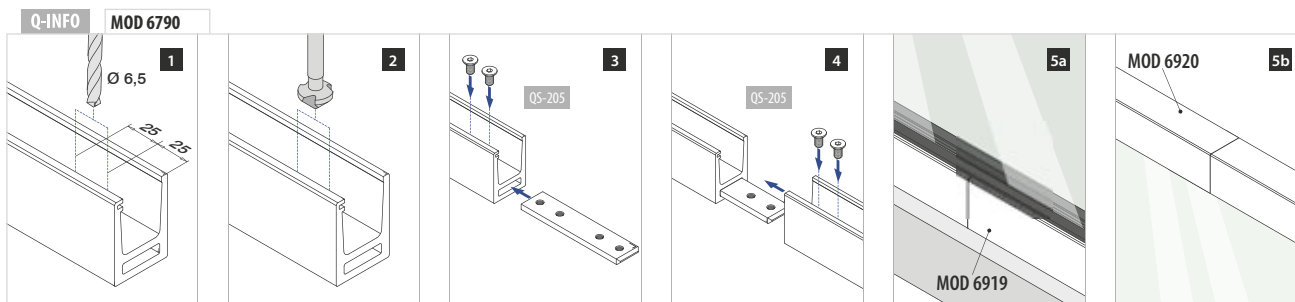
316					
OUTDOOR	QS	Q	d	L	
95.0670.608.14	QS-205	Q-4	M6	8	50



Lakstift om krasen weg te werken

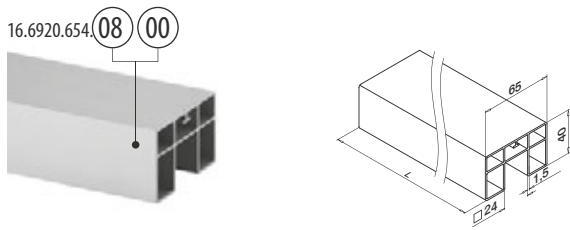
MOD 0800

Toebehoren			
	RAL	ml	
19.0800.050.34	7047	12	1



Glaslijsten/handrailingen

EASY GLASS® HYBRID 65x40 - U-profielbuis



MOD 6920

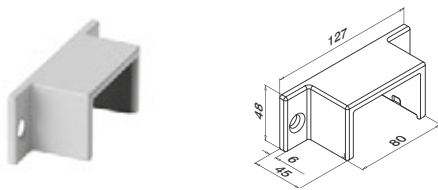
Aluminium	Mat zilver-look	
OUTDOOR		
16.6920.654.08		L = 5000 mm
Aluminium	Onbewerkt	
INDOOR		
16.6920.654.00		L = 5000 mm

International Design Model Protection

Zie pagina 104, 107 voor U-profiel-/handrailingverbinders.

Glaslijsten/handrailingen

EASY GLASS® HYBRID 65x40 - Muurflenzen



MOD 6505

Staal	Gepoedercoat RAL 7047	
OUTDOOR		
11.6505.654.34	QS-214 459	2
Staal	Kathodisch beschermd	
INDOOR		
11.6505.654.30	QS-214 459	2

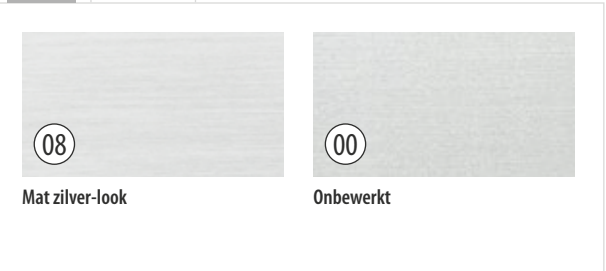
NEW



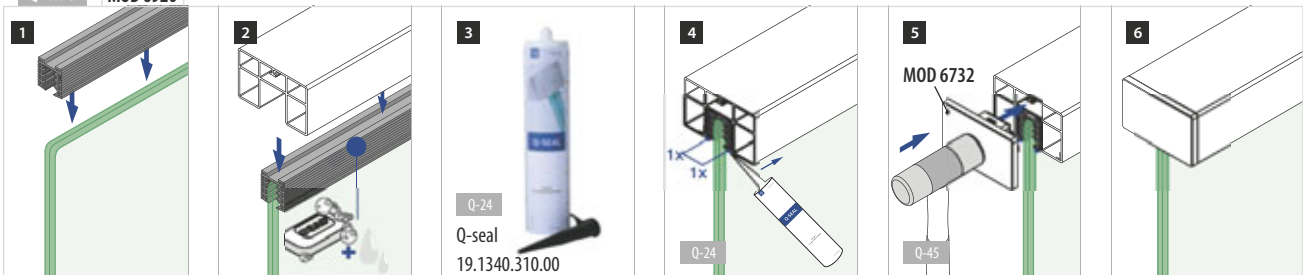
U vindt de testresultaten en calculaties voor MOD 6505 op www.q-railing.com/test-berekeningen

GETEST BEREKEND

Q-INFO MOD 6920

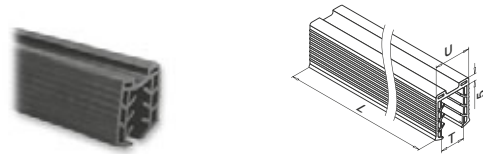


Q-INFO MOD 6920



Glaslijsten/handrailingen

Rubbers voor MOD 6920



MOD 50

Toebehoren	U	T	
19.5042.008.00	24	8 - 10,76	L = 5000 mm
19.5042.011.00	24	11,52 - 13,52	L = 5000 mm
19.5042.508.00	24	8 - 10,76	L = 25 m
19.5042.511.00	24	11,52 - 13,52	L = 25 m

Glaslijsten/handrailingen

EASY GLASS® HYBRID 65x40 - Eindstukken voor MOD 6920



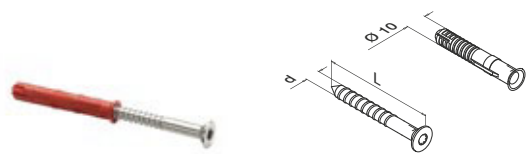
MOD 6732 - EASY HIT®

Aluminium	Mat zilver-look	
OUTDOOR		
16.6732.654.08		2
Aluminium	Onbewerkt	
INDOOR		
16.6732.654.00		2



Toebehoren

Bevestigingsmateriaal voor railingsystemen



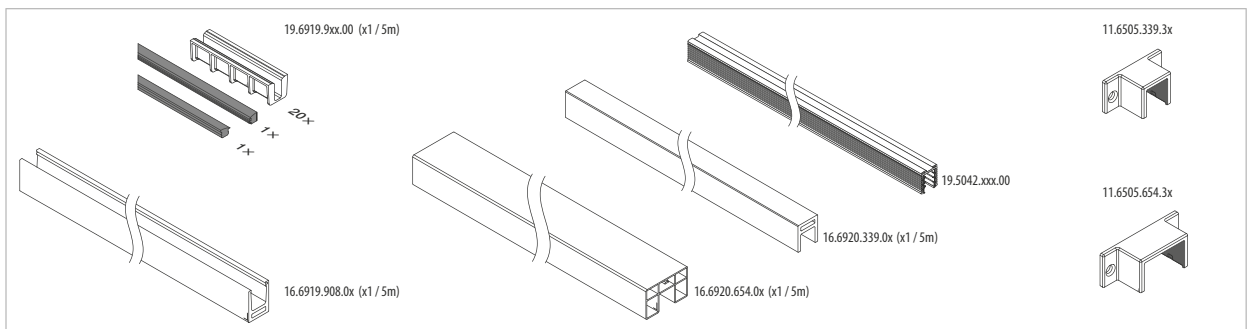
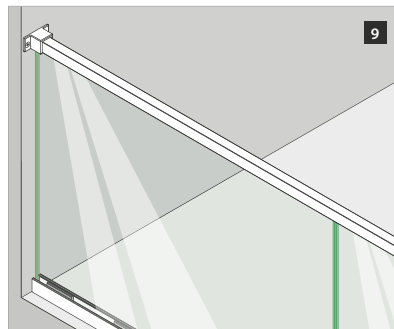
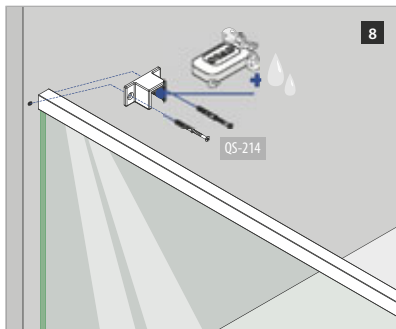
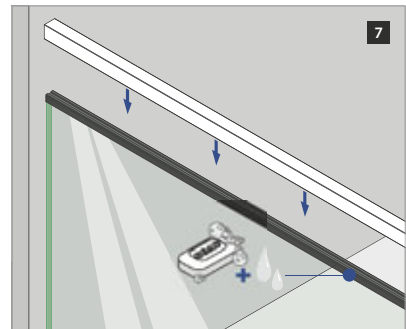
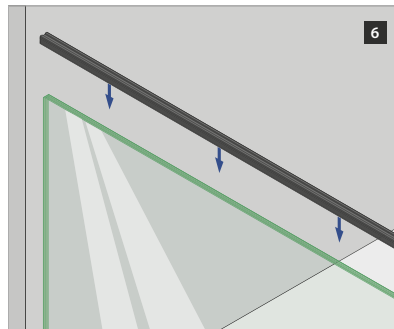
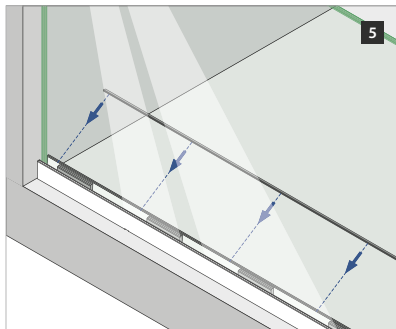
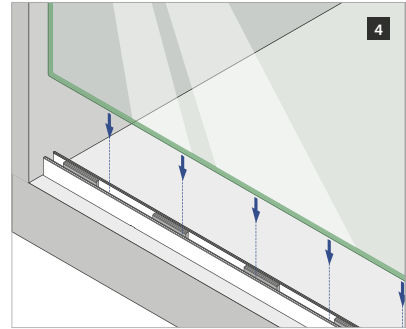
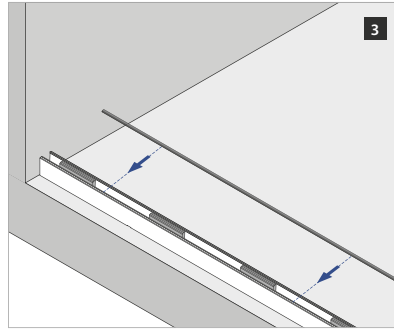
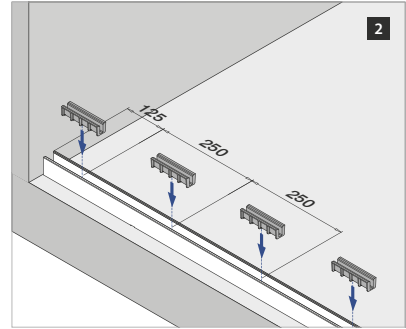
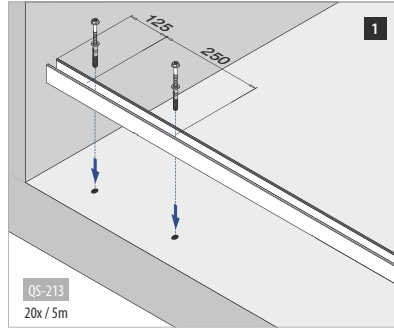
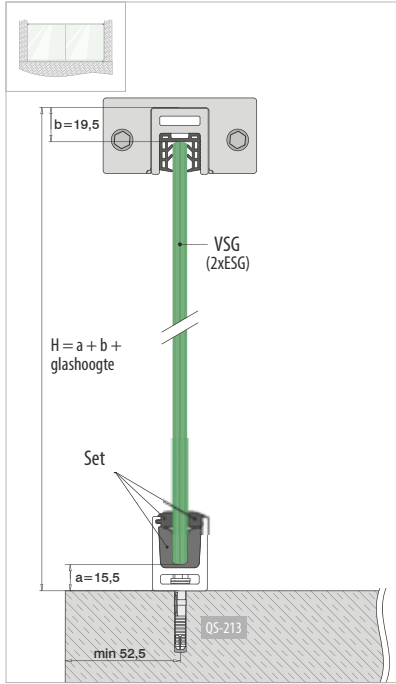
MOD 4210

316					
OUTDOOR	QS	L	d		
93.4210.080.14	QS-214	80	7	Ø10	50



U vindt de berekeningsbasis voor buizen, staven en U-profielen op www.q-railing.com/test-berekeningen

Q-INFO



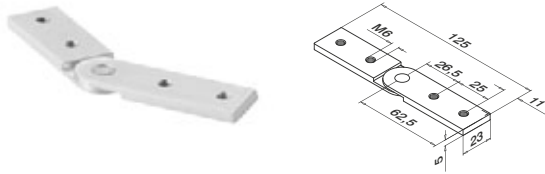
VSG (2x ESG): Gelaagd gehard glas
ESG : Gehard glas

Let op de specificaties zoals bevestigingsmiddelen en glasafmetingen van de desbetreffende keurmerken.

Assembly video:
www.q-railing.com/videos

EASY GLASS® HYBRID - Verbinders

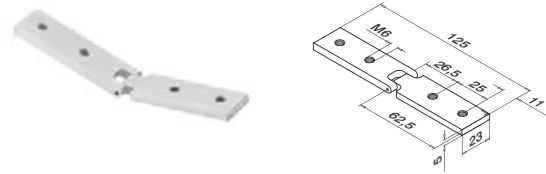
Horizontaal



MOD 6791

Aluminium	Onbewerkt	
OUTDOOR		
16.6791.000.00	QS-261 455	2

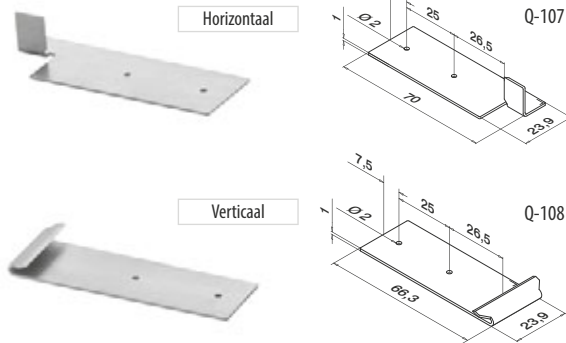
Verticaal



MOD 6792

Aluminium	Onbewerkt	
OUTDOOR		
16.6792.000.00	QS-261 455	2

Boorsjabloon, set



MOD 6980

Toebehoren	Q	
19.6980.000.00	Q-107 / Q-108	1

International Design Model Protection

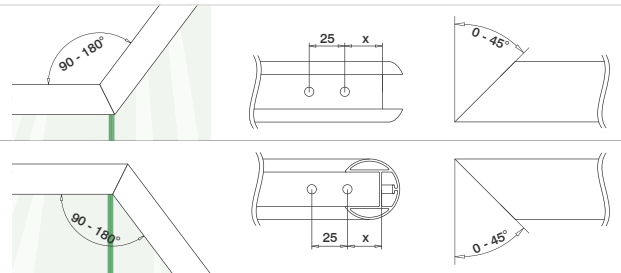
Q-INFO **MOD 6792**

OPGAAND

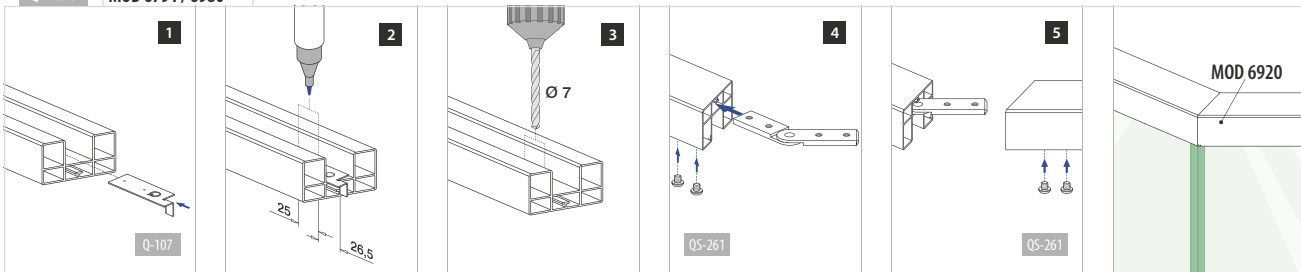
Zaaghoek	45°	40°	35°	30°	25°	20°	15°	10°	5°	0°
Buitenhoek	90°	100°	110°	120°	130°	140°	150°	160°	170°	180°
Afstand tot hoek	30,5	30,0	29,5	29,0	28,5	28,0	27,5	27,0	27,0	26,5

NEERGAAND

Zaaghoek	0°	5°	10°	15°	20°	25°	30°	35°	40°	45°
Binnenhoek	180°	170°	160°	150°	140°	130°	120°	110°	100°	90°
Afstand tot hoek	26,5	26,5	26,0	26,0	25,5	25,5	25,0	24,5	24,5	24,0

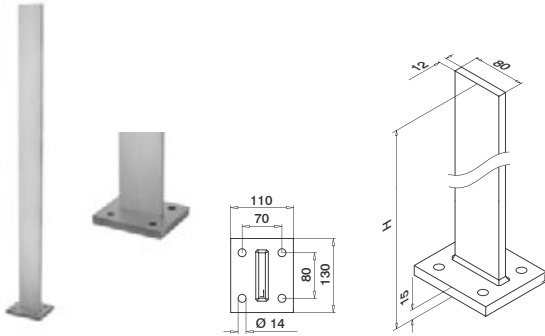


Q-INFO **MOD 6791 / 6980**



Balusters

EASY GLASS® HYBRID - Balusters en toebehoren voor topmontage



MOD 0547

Staal	Gepoedercoat RAL 7047		
OUTDOOR	H		
11.0547.080.34	1040	QS-211 464 / QS-215 460 / QS-219 460	1

Staal	Kathodisch beschermd		
H			
11.0547.080.30	1040	QS-211 464 / QS-215 460 / QS-219 460	1

MOD 0548

Staal	Gepoedercoat RAL 7047		
OUTDOOR	H		
11.0548.080.34	1240	QS-211 464 / QS-215 460 / QS-219 460	1

Staal	Kathodisch beschermd		
H			
11.0548.080.30	1240	QS-211 464 / QS-215 460 / QS-219 460	1



Lakstift om krassen weg te werken

MOD 0800

Toebehoren			
	RAL	ml	
19.0800.050.34	7047	12	1

Q-INFO

Een kathodische laag, ook wel E-coating genoemd, is een dunne laag van 15 µ die staalproducten beschermt. Na E-coating is het product gebruiksklaar voor de laatste oppervlaktebehandeling zoals een laklaag of een poedercoating.



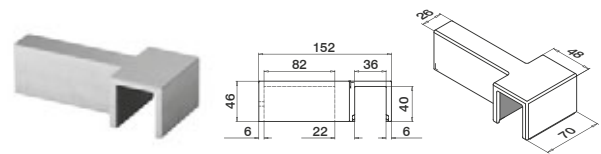
Met poedercoating RAL 7047



Kathodisch beschermd

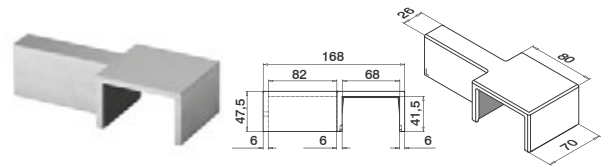
Balusters

EASY GLASS® HYBRID - Verbinders



MOD 0860 - 33 x 39 - U-profielbuis

Staal	Gepoedercoat RAL 7047		
OUTDOOR			
11.0860.339.34	2		
Staal	Kathodisch beschermd		
11.0860.339.30	2		

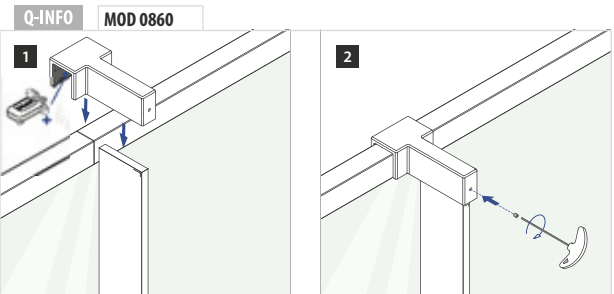
GETEST
BEREKENDInternational Design
Model Protection

MOD 0860 - 65 x 40 - U-profielbuis

Staal	Gepoedercoat RAL 7047		
OUTDOOR			
11.0860.654.34	2		
Staal	Kathodisch beschermd		
11.0860.654.30	2		

GETEST
BEREKENDInternational Design
Model Protection

U vindt de testresultaten en calculaties voor MOD 0860 op www.q-railing.com/test-berekeningen

GETEST
BEREKEND

Bevestigingsmateriaal voor railingsystemen



MOD 4512

Staal, verzinkt

INDOOR	QS	Type	d	L	
19.4512.230.15	QS-212	Q VMZ-IG 125 M12	M12	130	Ø18 10
316					
OUTDOOR	QS	Type	d	L	
19.4512.230.14	QS-211	Q VMZ-IG 125 M12 A4	M12	130	Ø18 10



MOD 0301 - DIN125A / ISO7089

Staal, verzinkt

INDOOR	QS	d	
93.0301.224.15	QS-216	M12	50
316			
OUTDOOR	QS	d	
93.0301.224.14	QS-215	M12	50



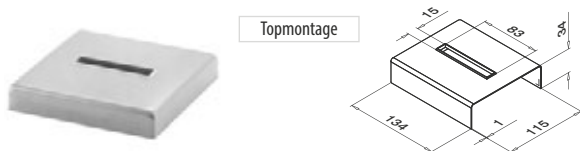
MOD 0661 - DIN933

316

OUTDOOR	QS	d	L	
93.0661.235.14	QS-219	M12	35	50



EASY GLASS® HYBRID - Afdekkappen voor balusters

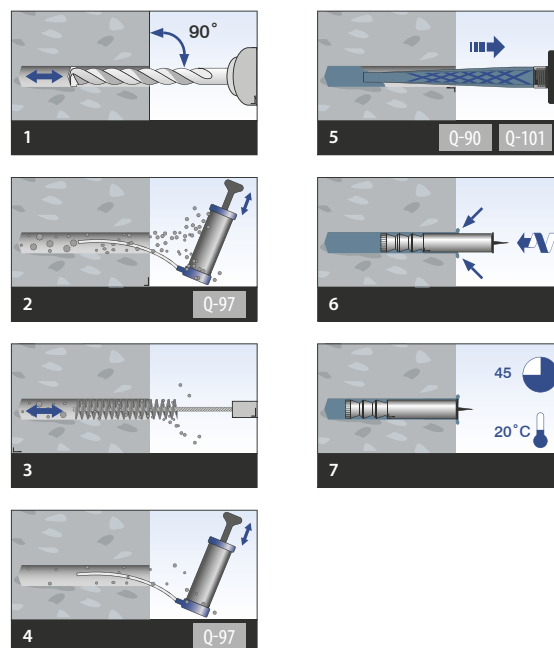


MOD 9013

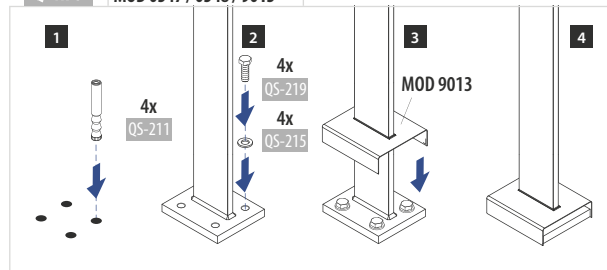
Staal	Gepoedercoat RAL 7047	
OUTDOOR		
11.9013.080.34		2
Staal	Kathodisch beschermd	
NEW		
11.9013.080.30		2

Q-INFO

Montage-instructie Q-anchor VMZ-IG

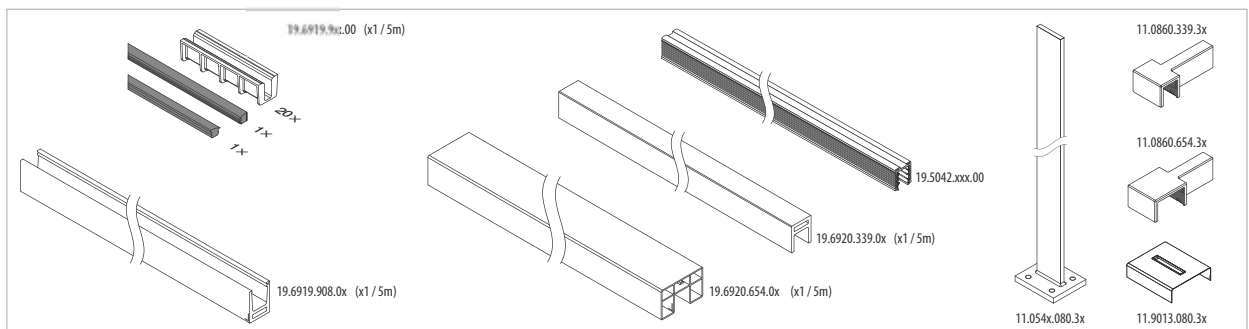
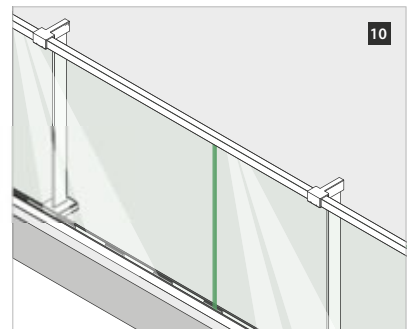
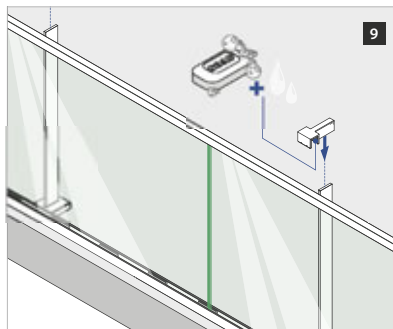
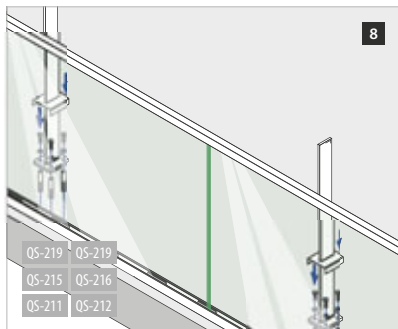
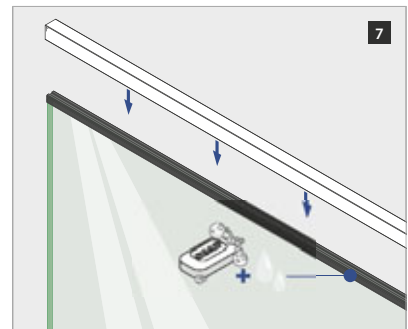
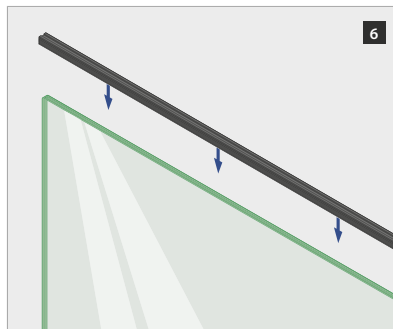
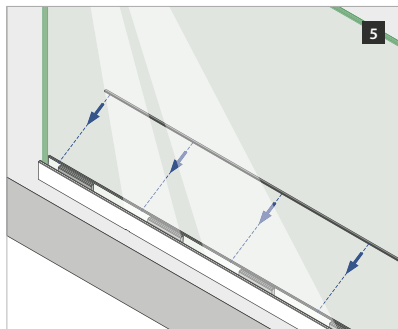
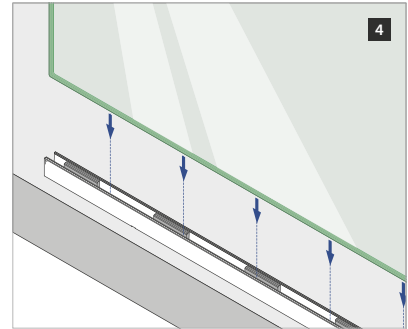
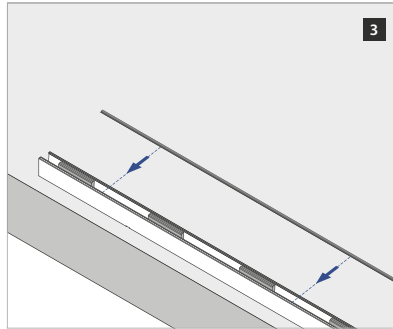
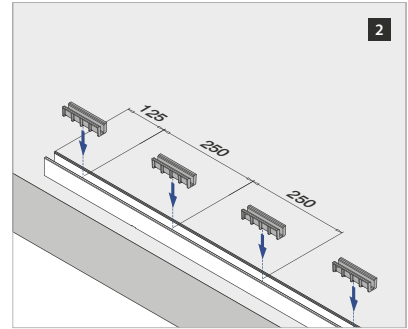
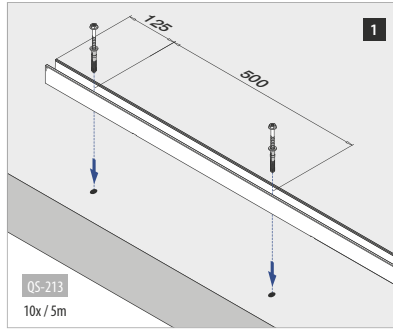
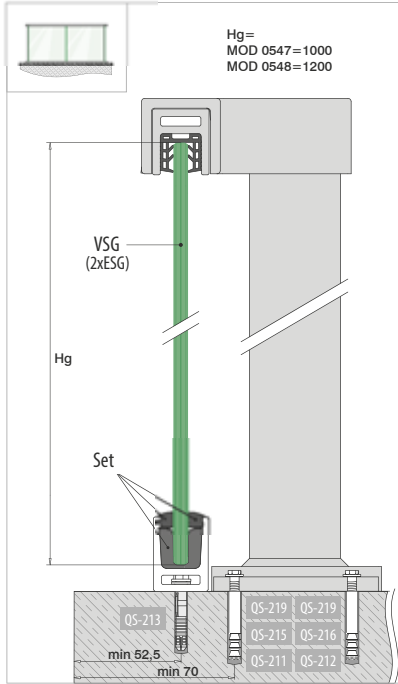


Q-INFO MOD 0547 / 0548 / 9013



EASY GLASS® HYBRID - Toepassing met balusters - topmontage

Q-INFO



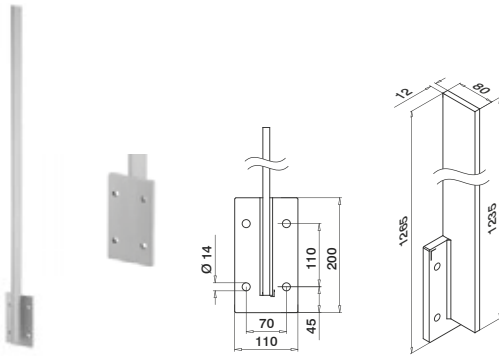
VSG (2x ESG): Gelaagd gehard glas
ESG : Gehard glas

Let op de specificaties zoals bevestigingsmiddelen en glasafmetingen van de desbetreffende keurmerken.

Assembly video:
www.q-railing.com/videos

Balusters

EASY GLASS® HYBRID - Balusters en toebehoren voor zijmontage



MOD 0549

Staal	Gepoedercoat RAL 7047		
OUTDOOR			
11.0549.080.34	QS-211 464 / QS-215 460 / QS-219 460		1
Staal	Kathodisch beschermd		
NEW			
11.0549.080.30	QS-211 464 / QS-215 460 / QS-219 460		1

MOD 0550

Staal	Gepoedercoat RAL 7047		
OUTDOOR			
11.0550.080.34	QS-211 464 / QS-215 460 / QS-219 460		1
Staal	Kathodisch beschermd		
NEW			
11.0550.080.30	QS-211 464 / QS-215 460 / QS-219 460		1



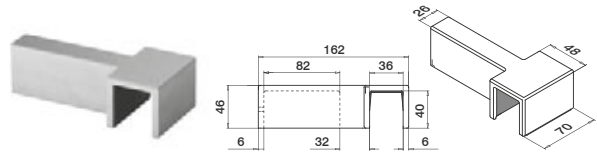
Lakstift om krassen weg te werken

MOD 0800

Toebehoren			
	RAL	ml	
19.0800.050.34	7047	12	1

Balusters

EASY GLASS® HYBRID - Verbinders



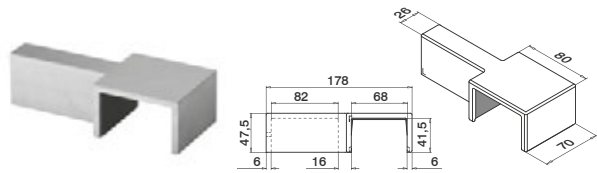
MOD 0861 - 33 x 39 - U-profielbuis

Staal	Gepoedercoat RAL 7047		
OUTDOOR			
11.0861.339.34			2
Staal	Kathodisch beschermd		
NEW			
11.0861.339.30			2



GETEST BEREKEND

International Design Model Protection



MOD 0861 - 65 x 40 - U-profielbuis

Staal	Gepoedercoat RAL 7047		
OUTDOOR			
11.0861.654.34			2
Staal	Kathodisch beschermd		
NEW			
11.0861.654.30			2



GETEST BEREKEND

International Design Model Protection

U vindt de testresultaten en calculaties voor MOD 0861 op www.q-railing.com/test-berekeningen

GETEST BEREKEND

Q-INFO

Een kathodische laag, ook wel E-coating genoemd, is een dunne laag van 15 µ die staalproducten beschermt. Na E-coating is het product gebruiksklaar voor de laatste oppervlaktebehandeling zoals een laklaag of een poedercoating.



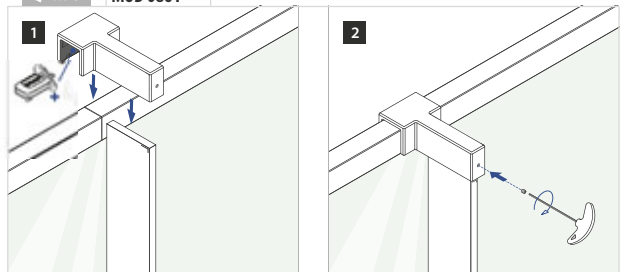
Met poedercoating RAL 7047



Kathodisch beschermd

Q-INFO

MOD 0861



Bevestigingsmateriaal voor railingsystemen



MOD 4512

Staal, verzinkt

INDOOR	QS	Type	d	L	
19.4512.230.15	QS-212	QVMZ-IG 125 M12	M12	130	Ø18 10
316					
OUTDOOR	QS	Type	d	L	
19.4512.230.14	QS-211	QVMZ-IG 125 M12 A4	M12	130	Ø18 10



MOD 0301 - DIN125A / ISO7089

Staal, verzinkt

INDOOR	QS	d	
93.0301.224.15	QS-216	M12	50
316			
OUTDOOR	QS	d	
93.0301.224.14	QS-215	M12	50



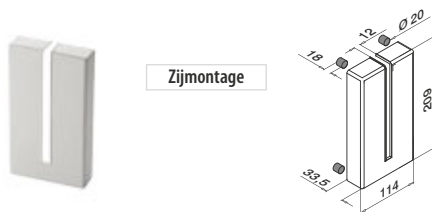
MOD 0661 - DIN933

316

OUTDOOR	QS	d	L	
93.0661.235.14	QS-219	M12	35	50



EASY GLASS® HYBRID - Afdekkappen voor balusters



MOD 9014

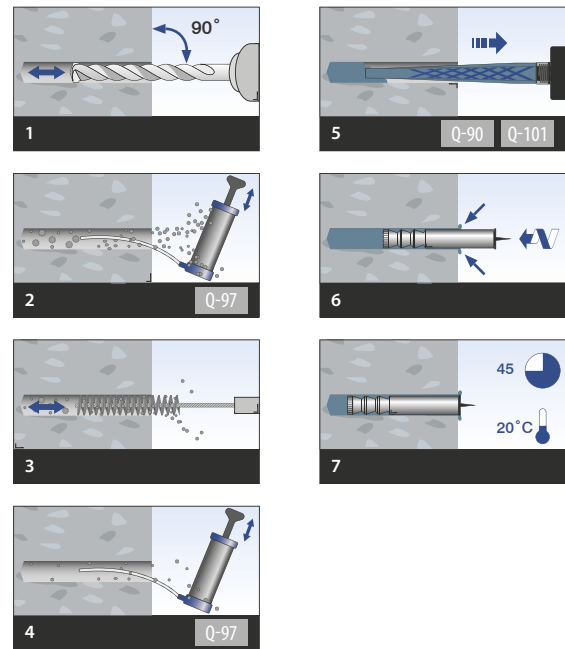
Staal	Gepoedercoat RAL 7047	
OUTDOOR		
11.9014.080.34		2
Staal	Kathodisch beschermd	
NEW		
11.9014.080.30		2



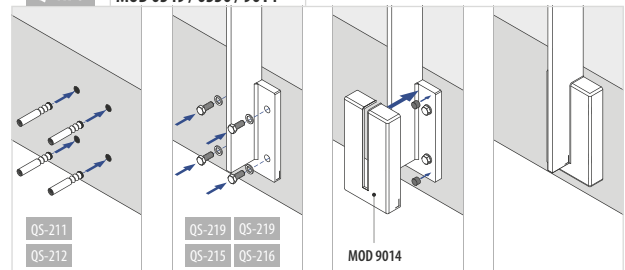
International Design Model Protection

Q-INFO

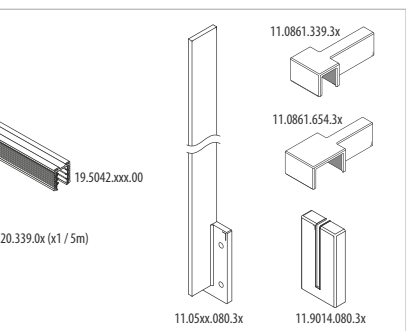
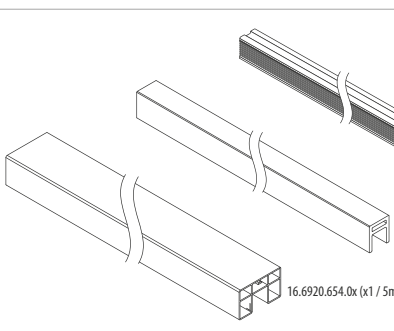
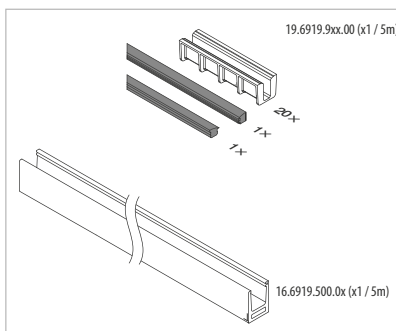
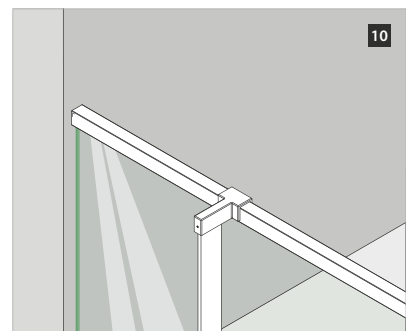
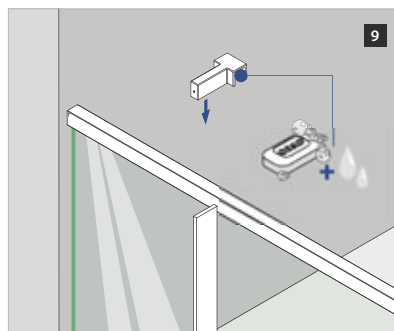
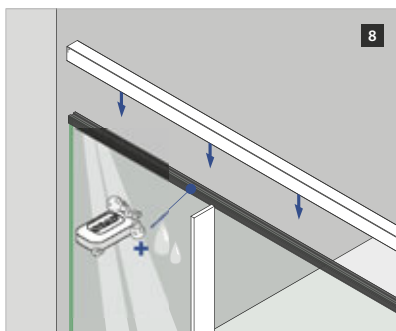
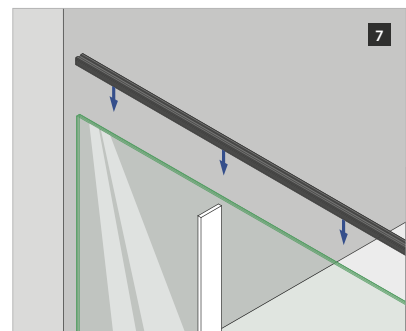
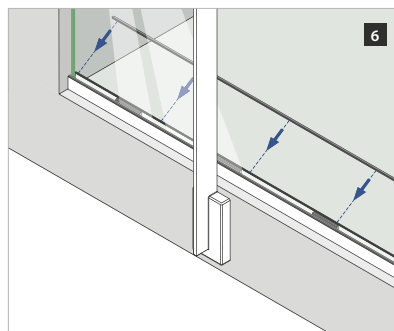
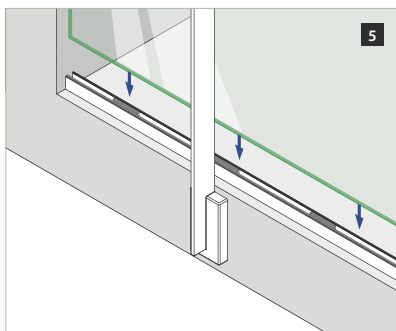
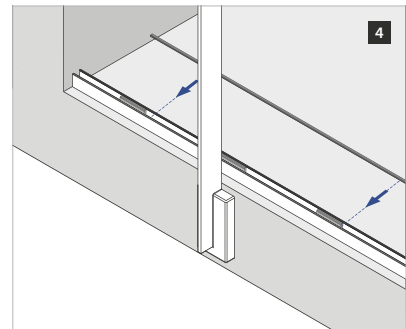
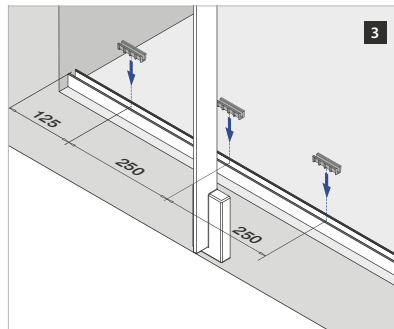
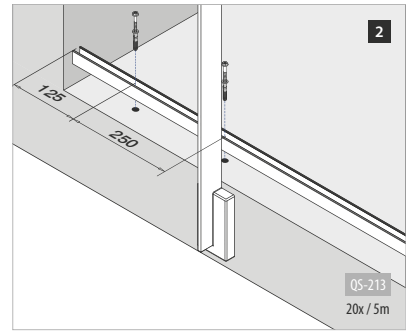
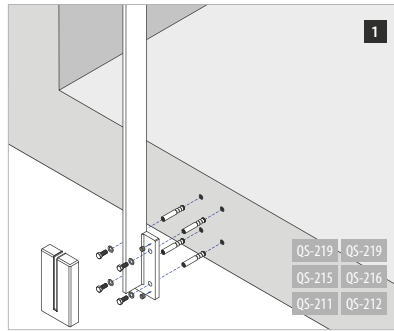
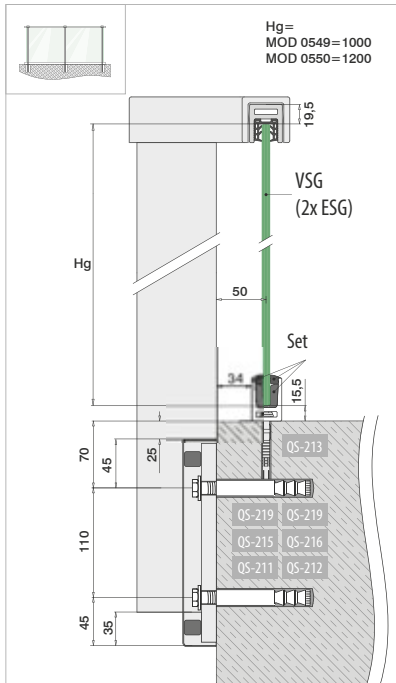
Montage-instructie Q-anchor VMZ-IG



Q-INFO MOD 0549 / 0550 / 9014



Q-INFO



VSG (2x ESG): Gelaagd gehard glas
ESG : Gehard glas

Let op de specificaties zoals bevestigingsmiddelen en glasafmetingen van de desbetreffende keurmerken.

Assembly video:
www.q-railing.com/videos



EASY GLASS®

FRANS BALKONS

VEILIGHEID VOOR
PLAFONDHOGE
RAAMPARTIJEN

Easy Glass®
MOD 6507/6508

Creëer een nagenoeg onzichtbare
doorvalbescherming voor
verdiepinghoge kozijnen.

Kies Easy Glass® MOD 6507/6508 als u een glazen Frans balkon met RVS muurflenzen en U-profielbuis op een gevel wilt monteren. Of ga voor een nog transparanter geheel en neem Easy Glass® View. Dit multi-inzetbare systeem monteert u met aluminium profielen op de gevel, in de dag of op het kozijn.

- Licht en gemiddeld gebruik voor Frans balkons
- MOD 6507/6508 te combineren met:
 - Q-glass (glasvulling op maat en standaardglas uit voorraad)
 - Q-lights Linear Light (voor U-profielbuis met LED)
- Easy Glass® View te combineren met:
 - Q-railing U-profielen en glasrandbescherming
 - Q-glass (glasvulling op maat en standaardglas uit voorraad)



Easy Glass® View

Easy Glass® 6507 / 6508	UK	DE	NL			
Max. lijnlast (kN/m)	1,5	1,0	1,0			
Easy Glass® View	UK	DE	NL	IT	CH	ES
Max. lijnlast (kN/m)	0,74	1,0	1,0	2,0	0,8	1,6

Let op de specificaties zoals bevestigingsmiddelen en glasafmetingen van de desbetreffende keurmerken. Kijk voor meer informatie op www.q-railing.com/certificaten



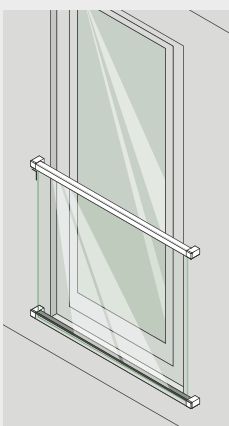
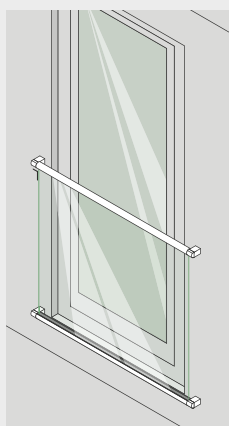
EASY GLASS® FRANS BALKON VARIANTEN

MOD 6507/6508 – 116

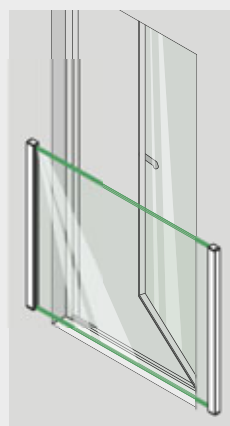
- Montage met chemische ankers
- Muurflenzen en U-profielbuis verlijmen
- Horizontale en verticale bevestiging

View – 123

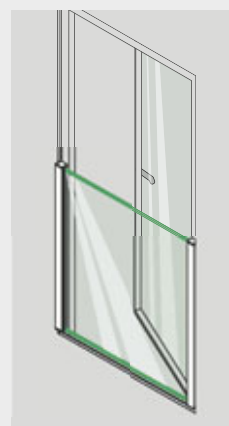
- Montage met ankers of schroeven (ondergrondafhankelijk)
- Montage op de gevel, in de dag of op het kozijn
- In de dag van binnenuit te monteren
- Profielen en eindkappen te poedercoaten

Gevelmontage
vierkantGevelmontage
rond

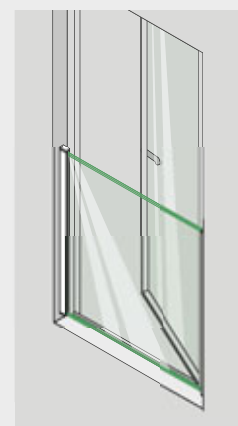
Gevelmontage

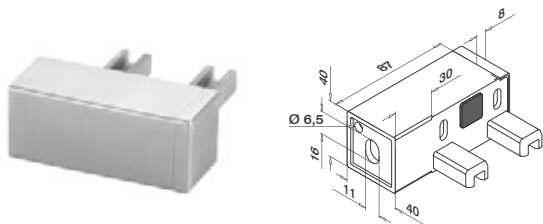


Kozijnmontage



In de dag-montage



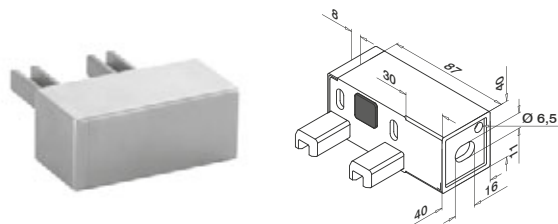


MOD 6507

316			
OUTDOOR	□		
14.6507.654.12	65 x 40 x 1,5	QS-64	463 2



International Design
Model Protection



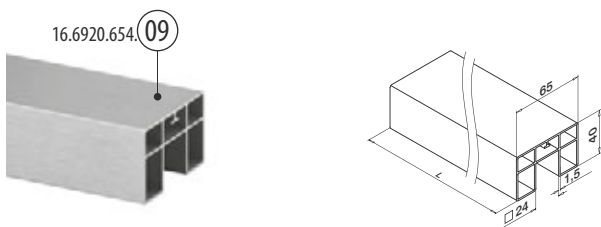
MOD 6508

316			
OUTDOOR	□		
14.6508.654.12	65 x 40 x 1,5	QS-64	463 2



International Design
Model Protection

EASY GLASS® MOD 6507 / 6508 - 65x40 - U-profielbuis, rechthoekig



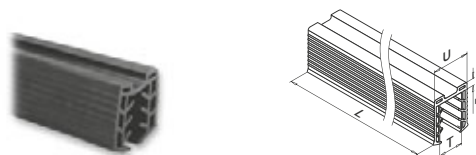
MOD 6920

Aluminium	RVS look		
OUTDOOR	□		
16.6920.654.09	65 x 40	L = 5000 mm	



International Design
Model Protection

Rubbers voor MOD 6920



MOD 50 - □ 65 x 40 mm

Toebehoren	U	T	
19.5042.008.00	24	8 - 10,76	L = 5000 mm
19.5042.011.00	24	11,52 - 13,52	L = 5000 mm
19.5042.015.00	24	15	L = 5000 mm
19.5042.016.00	24	16,76 - 17,52	L = 5000 mm
19.5042.019.00	24	19	L = 5000 mm
19.5042.022.00	24	20,76 - 21,52	L = 5000 mm

Zie pagina 104, 107 voor U-profiel-/handrailingverbinders

Zie pagina 188 voor LED strips

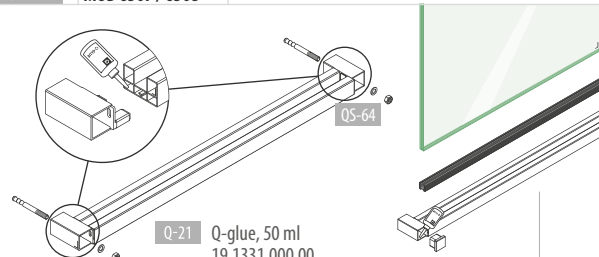
Q-INFO **MOD 6920**



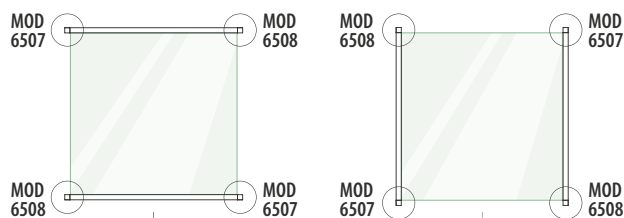
RVS look
Perfect passend bij onze RVS onderdelen

U vindt de berekeningsbasis voor buizen, staven en U-profielen op www.q-railing.com/test-berekeningen

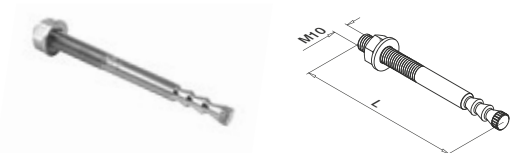
Q-INFO **MOD 6507 / 6508**



Q-21 Q-gluue, 50 ml
19.1331.000.00



Bevestigingsmateriaal voor railingsystemen



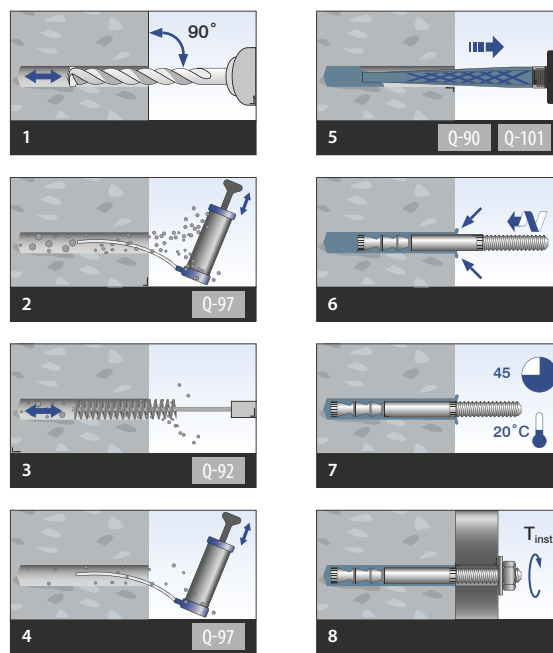
MOD 4010

316						
OUTDOOR	QS	Type		L		
19.4010.110.14	QS-64	Q VMZ-A 60 M10-10/85 A4	Ø12	85	10	

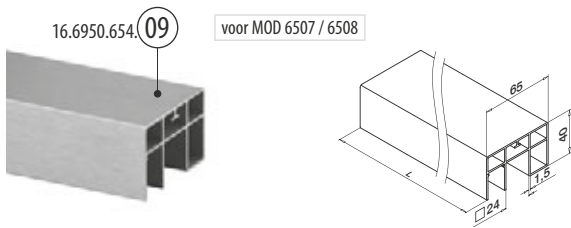


Q-INFO

Montage-instructie Q-anchor VMZ



Q-LIGHTS - Linear Light - U-profielbuis, rechthoekig



MOD 6950

Aluminium	RVS look	
OUTDOOR	<input type="checkbox"/>	
16.6950.654.09	65 x 40	L = 5000 mm



International Design Model Protection

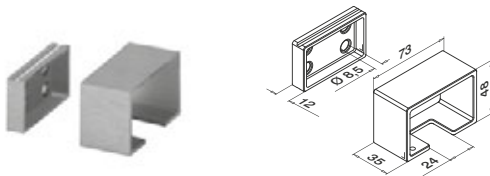


MOD 5091

OUTDOOR	Transparantie	
24.5091.000.03	Helder	L = 2500 mm
24.5091.000.06	Mat	L = 2500 mm

International Design Model Protection

EASY GLASS® 6507 / 6508 - 65x40 - Muurflenzen



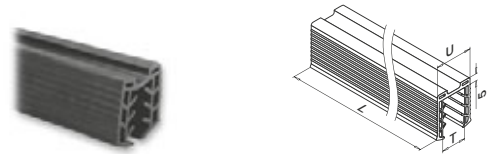
MOD 6505

Aluminium	RVS look	
OUTDOOR	<input type="checkbox"/>	
16.6505.654.09	65 x 40	QS-55 458 / QS-20 456 2



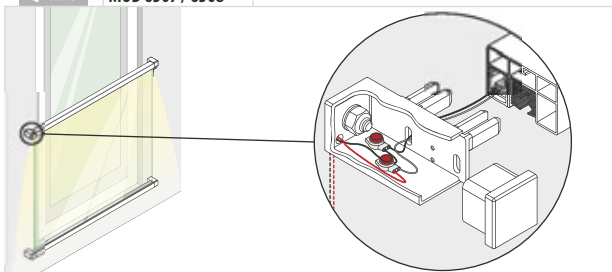
International Design Model Protection

Rubbers voor MOD 6920



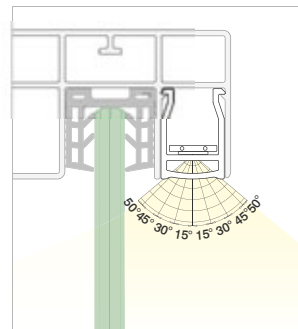
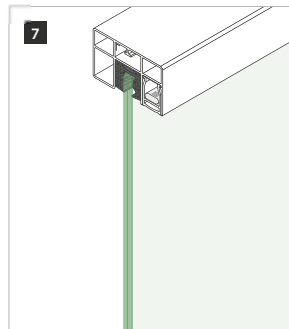
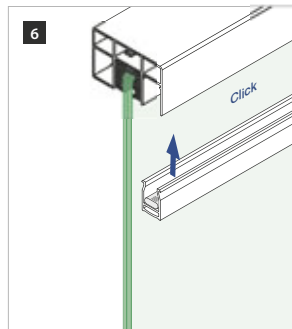
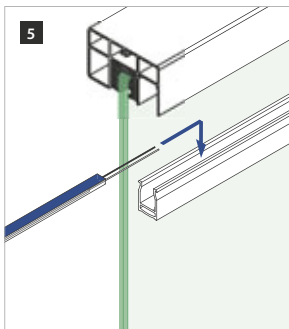
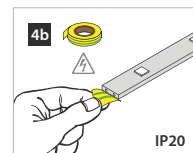
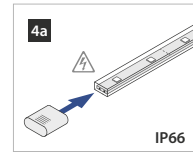
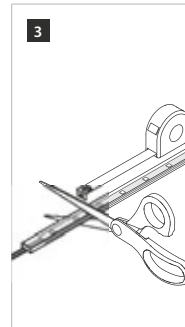
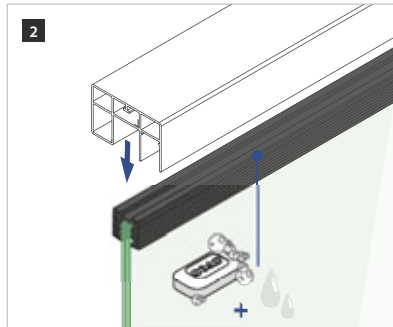
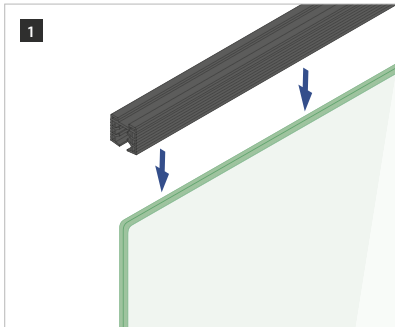
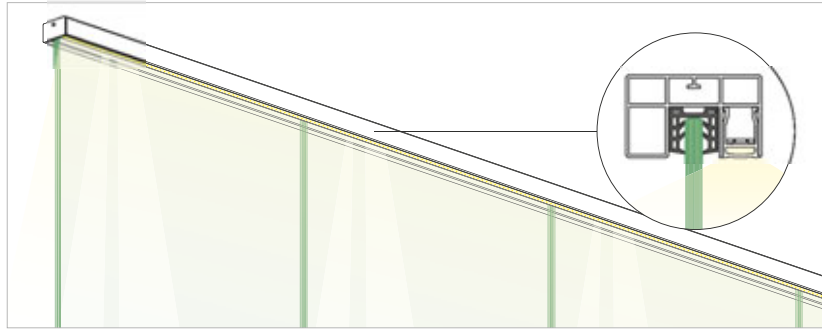
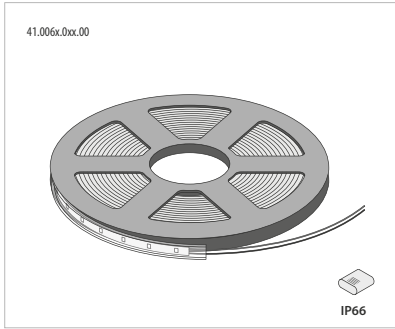
MOD 50 - □ 65 x 40 mm

Toebehoren	U	T	
19.5042.008.00	24	8 - 10,76	L = 5000 mm
19.5042.011.00	24	11,52 - 13,52	L = 5000 mm
19.5042.015.00	24	15	L = 5000 mm
19.5042.016.00	24	16,76 - 17,52	L = 5000 mm
19.5042.019.00	24	19	L = 5000 mm
19.5042.022.00	24	20,76 - 21,52	L = 5000 mm



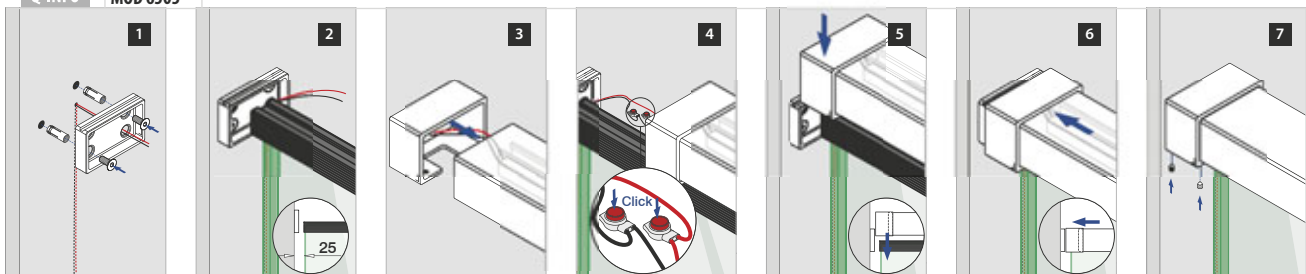
U vindt de berekeningsbasis voor buizen, staven en U-profielen op www.q-railing.com/test-berekeningen

Q-INFO

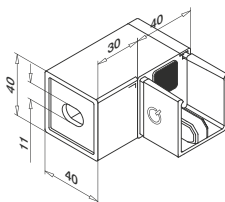


Zie pagina 188 voor LED strips

Q-INFO MOD 6505



EASY GLASS® MOD 6507 / 6508 - 40x40 - Eindstukken, vierkant

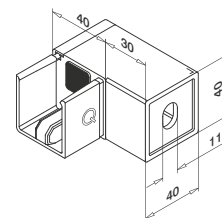


MOD 6507

316			
OUTDOOR	□		
14.6507.040.12	40 x 40	QS-64 463	2



International Design
Model Protection



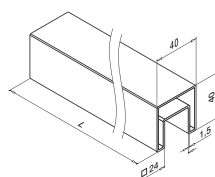
MOD 6508

316			
OUTDOOR	□		
14.6508.040.12	40 x 40	QS-64 463	2



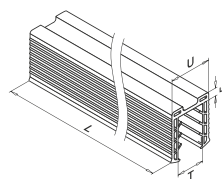
International Design
Model Protection

EASY GLASS® MOD 6507 / 6508 - 40x40 - U-profielbuis, vierkant



MOD 6925 / 6920

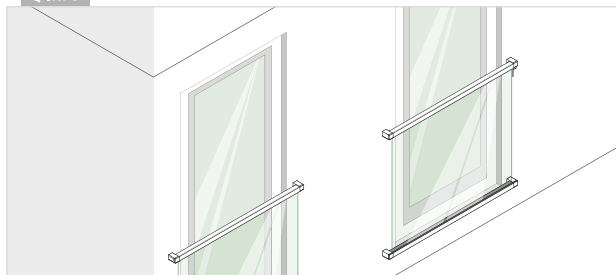
316		
OUTDOOR	□	
14.6925.040.12	40 x 40	L = 2500 mm
14.6920.040.12	40 x 40	L = 5000 mm



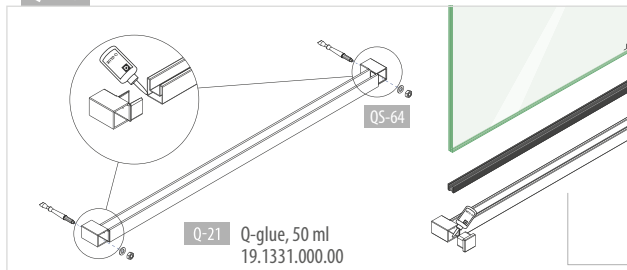
MOD 50 - □ 40 x 40 mm

Toebehoren	U	T	
19.5042.208.00	24	8 - 10,76	L = 2500 mm
19.5042.211.00	24	11,52 - 13,52	L = 2500 mm
19.5042.215.00	24	15	L = 2500 mm
19.5042.216.00	24	16,76 - 17,52	L = 2500 mm
19.5042.219.00	24	19	L = 2500 mm
19.5042.222.00	24	20,76 - 21,52	L = 2500 mm
19.5042.008.00	24	8 - 10,76	L = 5000 mm
19.5042.011.00	24	11,52 - 13,52	L = 5000 mm
19.5042.015.00	24	15	L = 5000 mm
19.5042.016.00	24	16,76 - 17,52	L = 5000 mm
19.5042.019.00	24	19	L = 5000 mm
19.5042.022.00	24	20,76 - 21,52	L = 5000 mm
19.5042.508.00	24	8 - 10,76	L = 25 m
19.5042.511.00	24	11,52 - 13,52	L = 25 m
19.5042.515.00	24	15	L = 25 m
19.5042.516.00	24	16,76 - 17,52	L = 25 m
19.5042.519.00	24	19	L = 25 m
19.5042.522.00	24	20,76 - 21,52	L = 25 m

Q-INFO

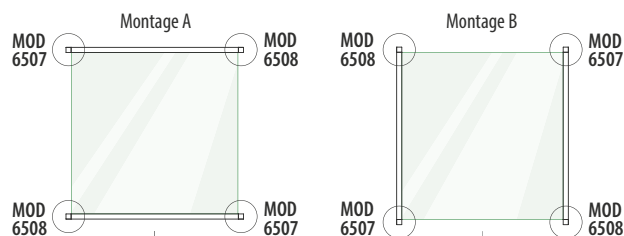


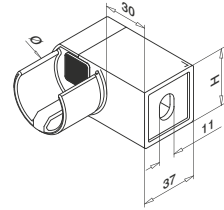
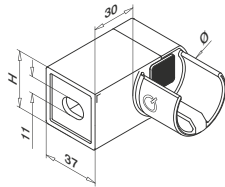
Q-INFO



Q-21 Q-glue, 50 ml
19.1331.000.00

U vindt de berekeningsbasis voor buizen, staven en U-profielen op www.q-railing.com/test-berekeningen





MOD 6507

316					
OUTDOOR	Ø	H	Q5-64	Q5-64	Q5-64
14.6507.042.12	42,4	37	Q5-64	Q5-64	Q5-64
14.6507.048.12	48,3	43	Q5-64	Q5-64	Q5-64



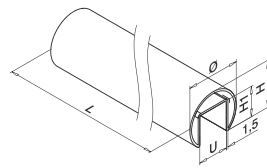
International Design Model Protection

MOD 6508

316					
OUTDOOR	Ø	H	Q5-64	Q5-64	Q5-64
14.6508.042.12	42,4	37	Q5-64	Q5-64	Q5-64
14.6508.048.12	48,3	43	Q5-64	Q5-64	Q5-64



International Design Model Protection



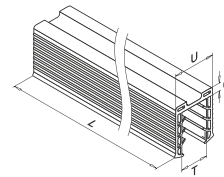
MOD 6925 / 6920

Ø 42,4 mm

316					
OUTDOOR	Ø	U	H	H1	L
14.6925.042.12	42,4	24	37	24	L = 2500 mm
14.6920.042.12	42,4	24	37	24	L = 5000 mm

Ø 48,3 mm

316					
OUTDOOR	Ø	U	H	H1	L
14.6925.048.12	48,3	27	42,6	30	L = 2500 mm
14.6920.048.12	48,3	27	42,6	30	L = 5000 mm

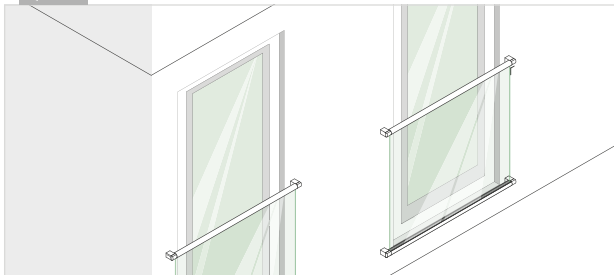


MOD 50 - Ø 42,4 mm

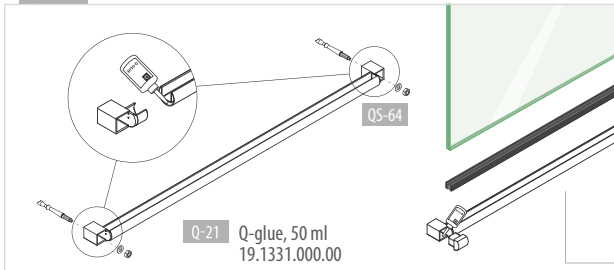
	Toebehoren		
	U	T	L
19.5042.208.00	24	8 - 10,76	L = 2500 mm
19.5042.211.00	24	11,52 - 13,52	L = 2500 mm
19.5042.215.00	24	15	L = 2500 mm
19.5042.216.00	24	16,76 - 17,52	L = 2500 mm
19.5042.219.00	24	19	L = 2500 mm
19.5042.222.00	24	20,76 - 21,52	L = 2500 mm
19.5042.008.00	24	8 - 10,76	L = 5000 mm
19.5042.011.00	24	11,52 - 13,52	L = 5000 mm
19.5042.015.00	24	15	L = 5000 mm
19.5042.016.00	24	16,76 - 17,52	L = 5000 mm
19.5042.019.00	24	19	L = 5000 mm
19.5042.022.00	24	20,76 - 21,52	L = 5000 mm
19.5042.508.00	24	8 - 10,76	L = 25 m
19.5042.511.00	24	11,52 - 13,52	L = 25 m
19.5042.515.00	24	15	L = 25 m
19.5042.516.00	24	16,76 - 17,52	L = 25 m
19.5042.519.00	24	19	L = 25 m
19.5042.522.00	24	20,76 - 21,52	L = 25 m

U vindt de berekeningsbasis voor buizen, staven en U-profielen op www.q-railing.com/test-berekeningen

Q-INFO



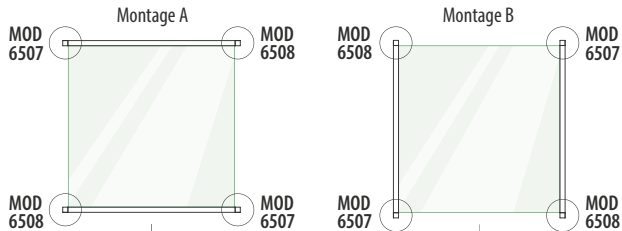
Q-INFO



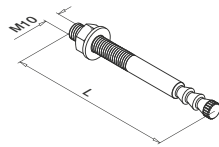
NEW

Ø 48,4 mm

	Toebehoren		
	U	T	L
19.5048.008.00	27	8 - 10,76	L = 5000 mm
19.5048.011.00	27	11,52 - 13,52	L = 5000 mm
19.5048.015.00	27	15 - 17,52	L = 5000 mm
19.5048.019.00	27	19	L = 5000 mm
19.5048.022.00	27	20,76 - 21,52	L = 5000 mm
19.5048.024.00	27	24,76 - 25,52	L = 5000 mm



Bevestigingsmateriaal voor railingsystemen



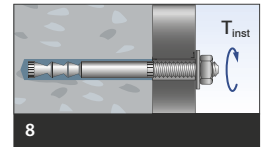
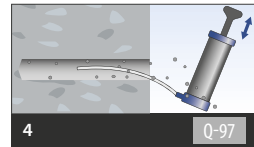
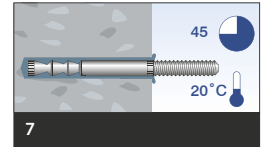
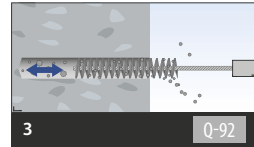
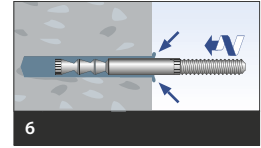
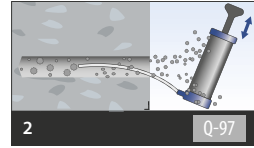
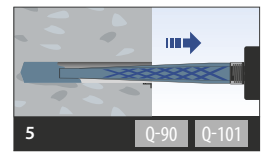
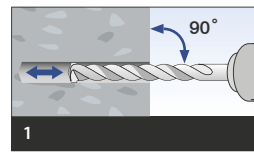
MOD 4010

316						
OUTDOOR	QS	Type		L		
19.4010.110.14	QS-64	Q VMZ-A 60 M10-10/85 A4	Ø12	85	10	



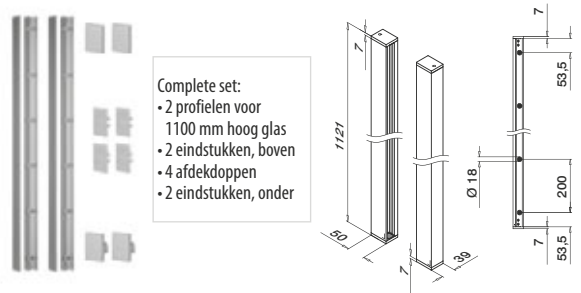
Q-INFO

Montage-instructie Q-anchor VMZ



Muurprofiel
EASY GLASS® VIEW - Profielset

Deels voorgeboord



Complete set:
 • 2 profielen voor 1100 mm hoog glas
 • 2 eindstukken, boven
 • 4 afdekkoppen
 • 2 eindstukken, onder

MOD 6923

Aluminium Mat zilver-look


OUTDOOR

86.6923.100.08 QS-213 / QS-266 L = 2x 1100 mm

NEW NEN 2608 STATISCHE BERECHNING (DIN18008) SIA 261:2014 BS 6180 APPROVED AbP NTC UNI 11678-2017 Applus CTE

International Design Model Protection

Muurprofiel
EASY GLASS® VIEW - Rubbersets voor profielset



MOD 6923

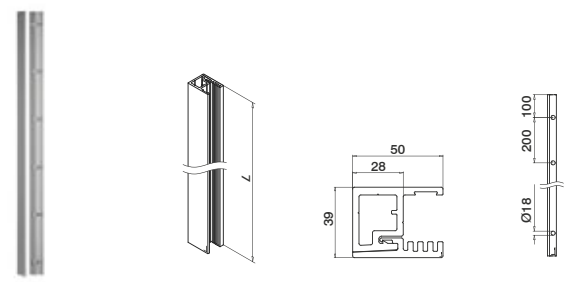
Toebehoren

	T	
19.6923.112.00	12	L = 2x 1100 mm
19.6923.113.00	(6-0,76-6) 12,76	L = 2x 1100 mm
19.6923.114.00	(6-1,52-6) 13,52	L = 2x 1100 mm
19.6923.115.00	15	L = 2x 1100 mm
19.6923.117.00	(8-0,76-8) 16,76	L = 2x 1100 mm
19.6923.118.00	(8-1,52-8) 17,52	L = 2x 1100 mm
19.6923.119.00	19	L = 2x 1100 mm
19.6923.121.00	(10-0,76-10) 20,76	L = 2x 1100 mm
19.6923.122.00	(10-1,52-10) 21,52	L = 2x 1100 mm

NEW

Muurprofiel
EASY GLASS® VIEW - Muurprofielen

Deels voorgeboord



MOD 6923

Aluminium Onbewerkt

INDOOR

16.6923.500.00 QS-213 / QS-266 L = 5000 mm

Aluminium Mat zilver-look

OUTDOOR

16.6923.500.08 QS-213 / QS-266 L = 5000 mm

NEW NEN 2608 STATISCHE BERECHNING (DIN18008) SIA 261:2014 BS 6180 APPROVED AbP NTC UNI 11678-2017 Applus CTE

International Design Model Protection


PREFIX We kunnen dit artikel op basis van uw specificaties op maat zagen en in de juiste lengte en het juiste verstek leveren. Neem contact met ons op voor de details.

Q-INFO 16.6923.500.xx

00
Onbewerkt

08
Mat zilver-look

Muurprofiel
EASY GLASS® VIEW - Rubberset voor muurprofielen

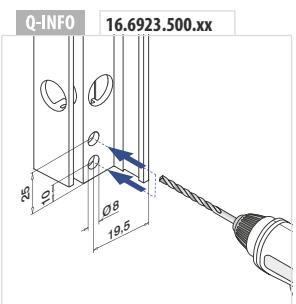


MOD 6923

Toebehoren

	T	
19.6923.912.00	12	L = 5000 mm
19.6923.913.00	(6-0,76-6) 12,76	L = 5000 mm
19.6923.914.00	(6-1,52-6) 13,52	L = 5000 mm
19.6923.915.00	15	L = 5000 mm
19.6923.917.00	(8-0,76-8) 16,76	L = 5000 mm
19.6923.918.00	(8-1,52-8) 17,52	L = 5000 mm
19.6923.919.00	19	L = 5000 mm
19.6923.921.00	(10-0,76-10) 20,76	L = 5000 mm
19.6923.922.00	(10-1,52-10) 21,52	L = 5000 mm

NEW



Toebehoren

Bevestigingsmateriaal



MOD 0915

316

	QS	
93.0915.505.14	QS-266	50



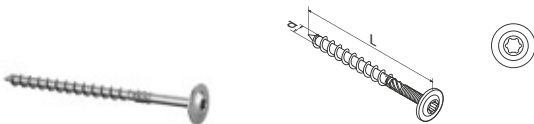
MOD 4710

316

	OUTDOOR	QS	L	d		
93.4710.080.14		QS-213	80	7	Ø10	50



Voor MOD 0250

Schroefbit
1/4" Aandrijving

MOD 0250

304

	OUTDOOR	QS	Q	L	d	
93.0250.608.13		QS-264	Q-115	80	6	50
93.0250.610.13		QS-265	Q-115	100	6	50



MOD 0722

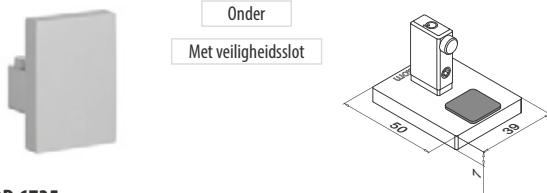
Toebehoren

	Q		AW	L	
19.0722.230.00	Q-115	1/4"	30	25	1

NEW


Muurprofiel

EASY GLASS® VIEW - Eindkappen



MOD 6735

	Aluminium	Onbewerkt	
	INDOOR		2
16.6735.023.00			
	Aluminium	Mat zilver-look	
	OUTDOOR		2
16.6735.023.08			

International Design
Model Protection

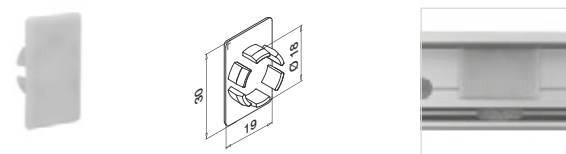
MOD 6734 - EASY HIT®

	Aluminium	Onbewerkt	
	INDOOR		2
16.6734.023.00			
	Aluminium	Mat zilver-look	
	OUTDOOR		2
16.6734.023.08			

International Design
Model Protection

Muurprofiel

EASY GLASS® VIEW - Afdekcappen

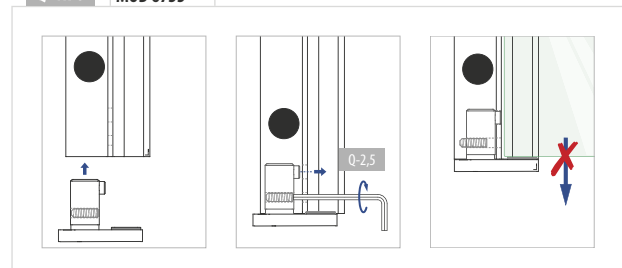


MOD 6923

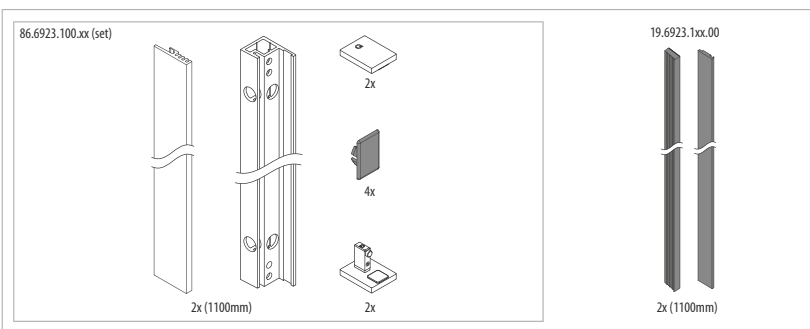
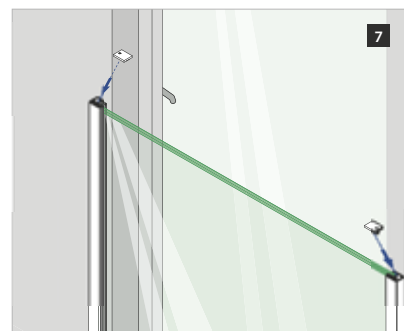
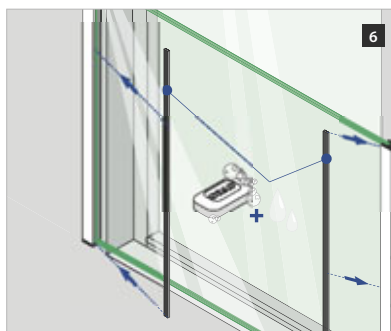
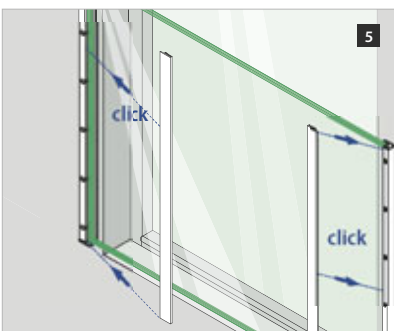
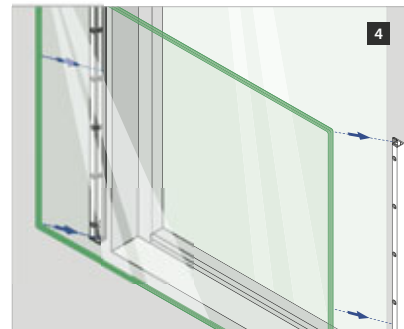
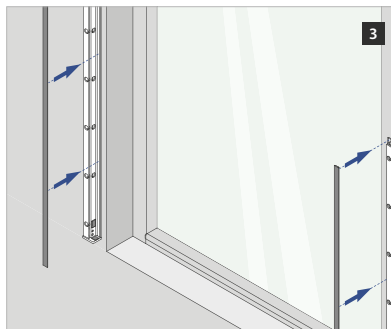
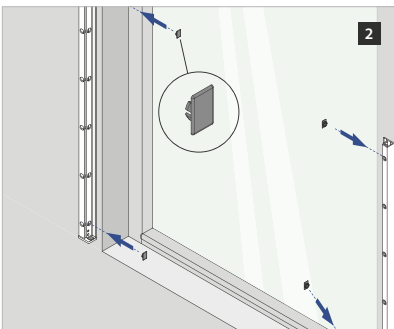
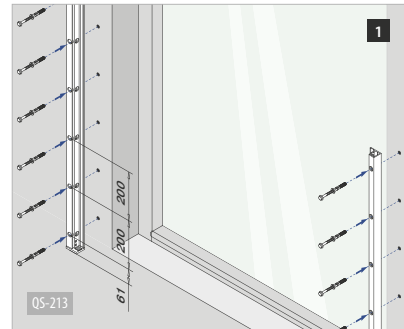
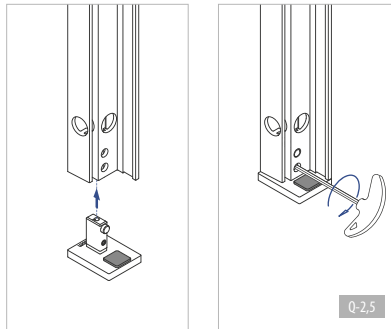
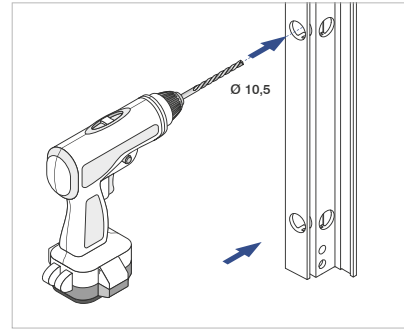
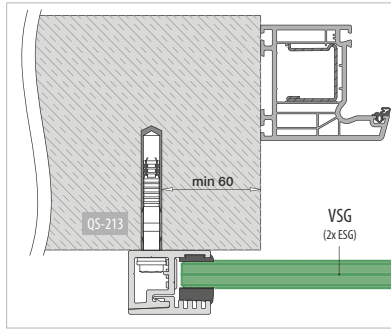
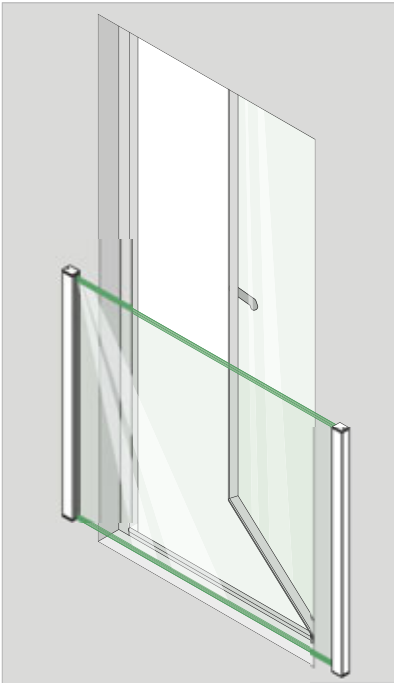
	ABS kunststof	Aluminium RAL 9006	
			4
24.6923.018.36			

NEW

Q-INFO MOD 6735



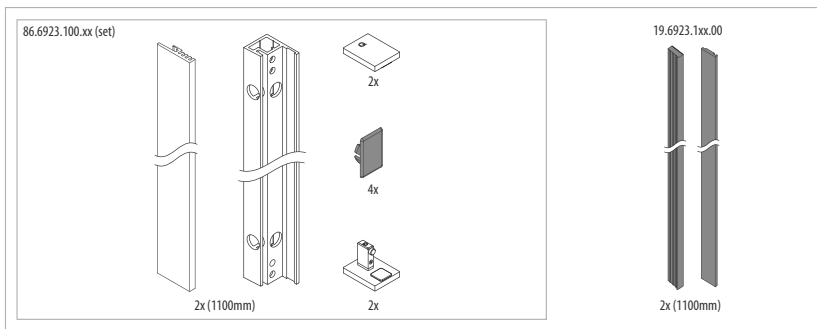
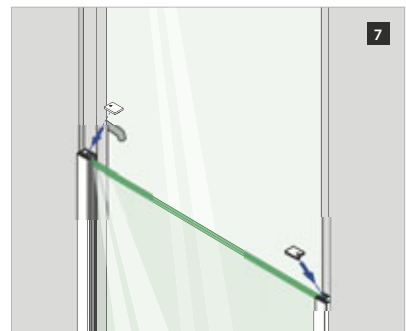
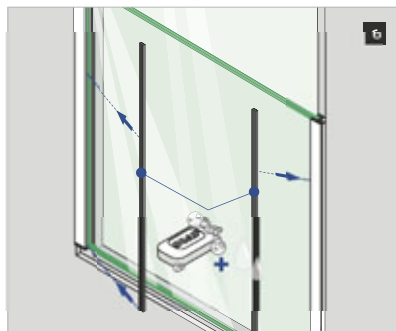
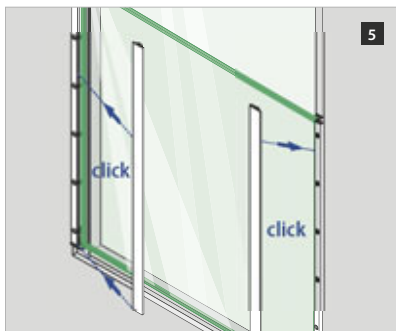
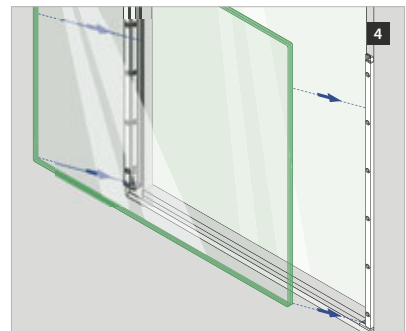
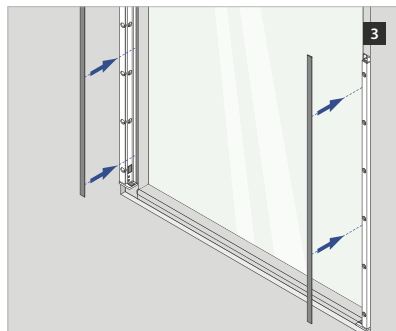
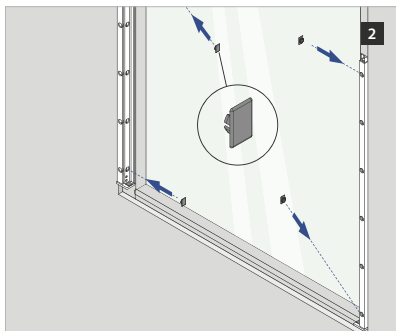
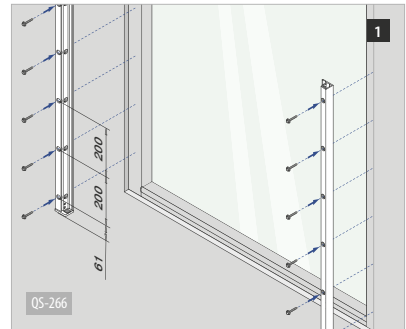
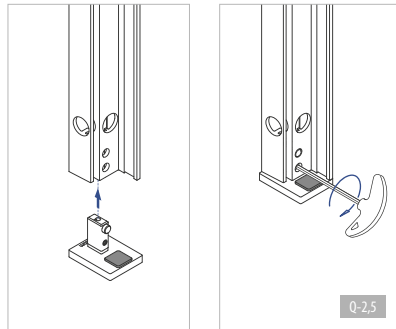
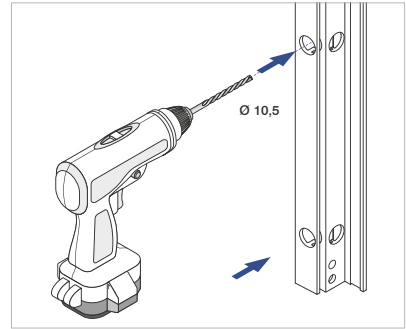
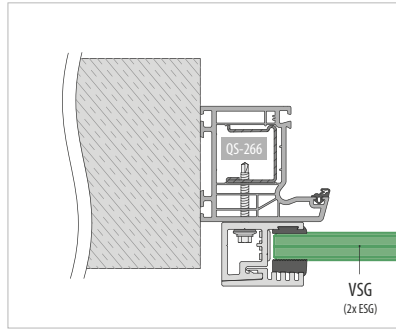
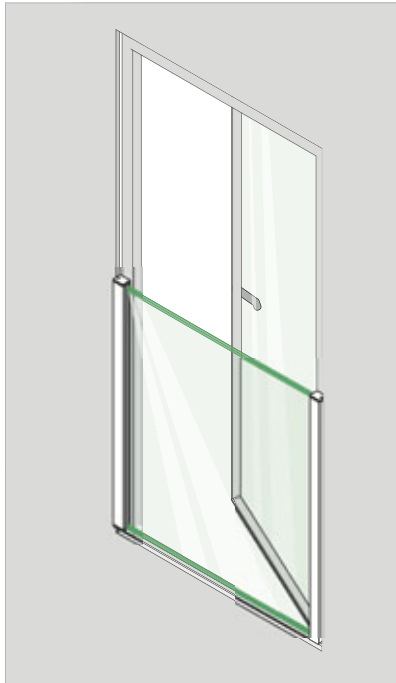
Q-INFO MOD 6923



VSG (2x ESG) : Gelaagd gehard glas
ESG : Gehard glas

Let op de specificaties zoals bevestigingsmiddelen en glasafmetingen van de desbetreffende keurmerken.

Assembly video:
www.q-railing.com/videos

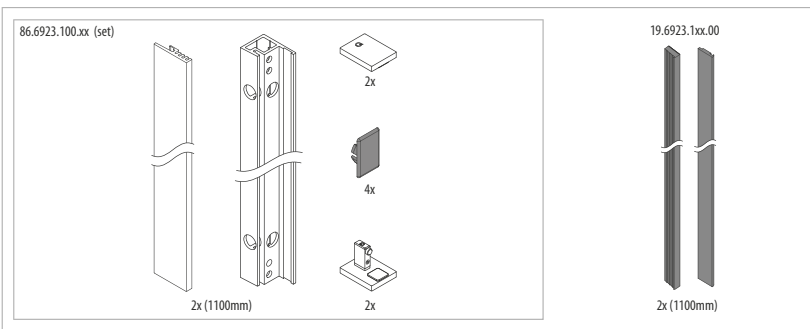
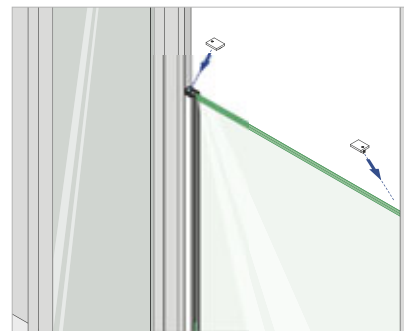
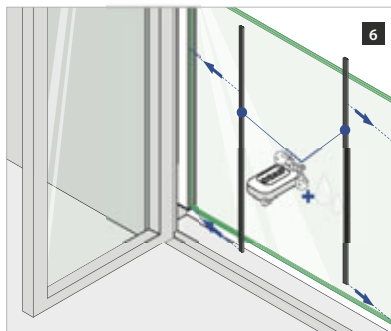
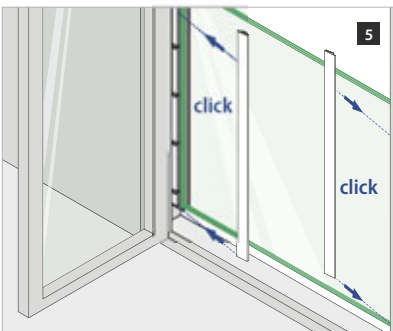
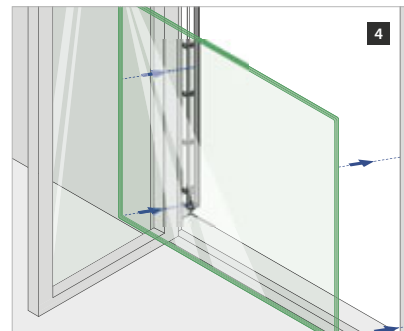
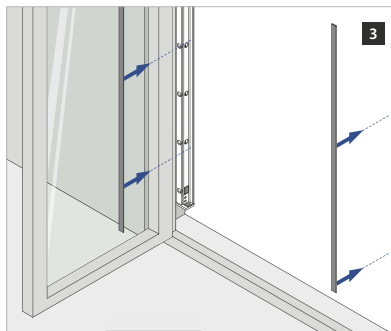
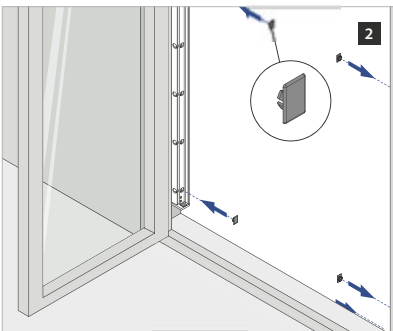
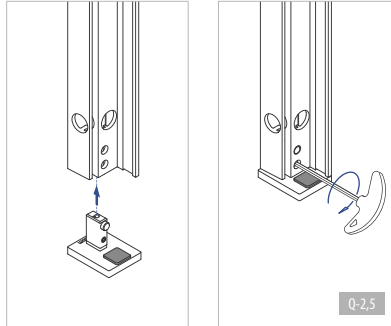
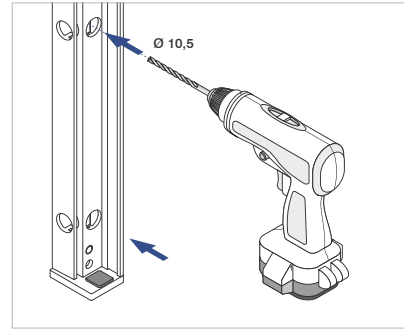
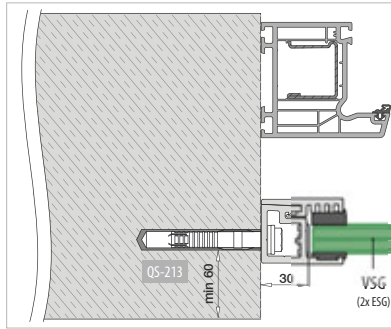
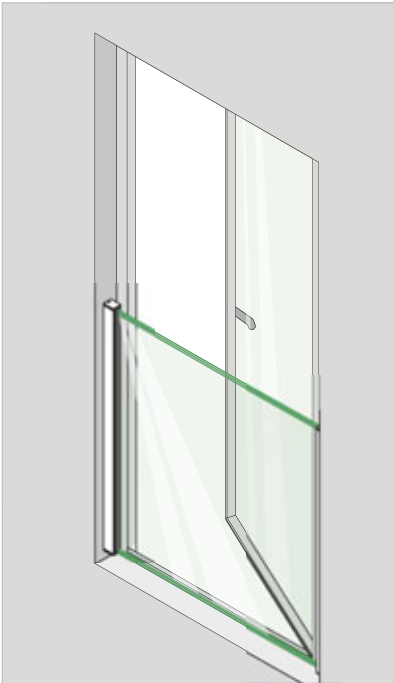


VSG (2x ESG) : Gelaagd gehard glas
ESG : Gehard glas

Let op de specificaties zoals bevestigingsmiddelen en glasafmetingen van de desbetreffende keurmerken.

Assembly video:
www.q-railing.com/videos

Q-INFO MOD 6923



VSG (2x ESG) : Gelaagd gehard glas
ESG : Gehard glas


Let op de specificaties zoals bevestigingsmiddelen en glasafmetingen van de desbetreffende keurmerken.

Assembly video:
www.q-railing.com/videos



EASY GLASS® WALL

EEN GLASWAND
EN RAILING IN ÉÉN



Voor een semi-open trap

Waarom zou u een open en licht trapontwerp maken, om het vervolgens achter een dichte muur te verstoppen? Gebruik Easy Glass® Wall om van uw design een ware eye-catcher te maken! Het systeem biedt een plafondhoge glazen afscheiding, die tegelijk als balustrade dient. Zo krijgt uw trapontwerp de aandacht die het verdient en laat het glas alle ruimte voor een natuurlijke lichtinval.

- Licht en gemiddeld gebruik voor glazen (trap)afscheidings, zowel binnen als buiten
- Eenvoudige montage met duidelijke klikindicatie
- Voor glas tot 3,5 m hoog en diverse spanbreedtes
- Te combineren met alle op glas gemonteerde handrailingen en handrailingsteunen van Q-railing

Deze plafondhoge glaswand monteert u met elegante aluminium profielen op de vloer en aan het plafond.



EASY GLASS® WALL MONTAGEOPTIES

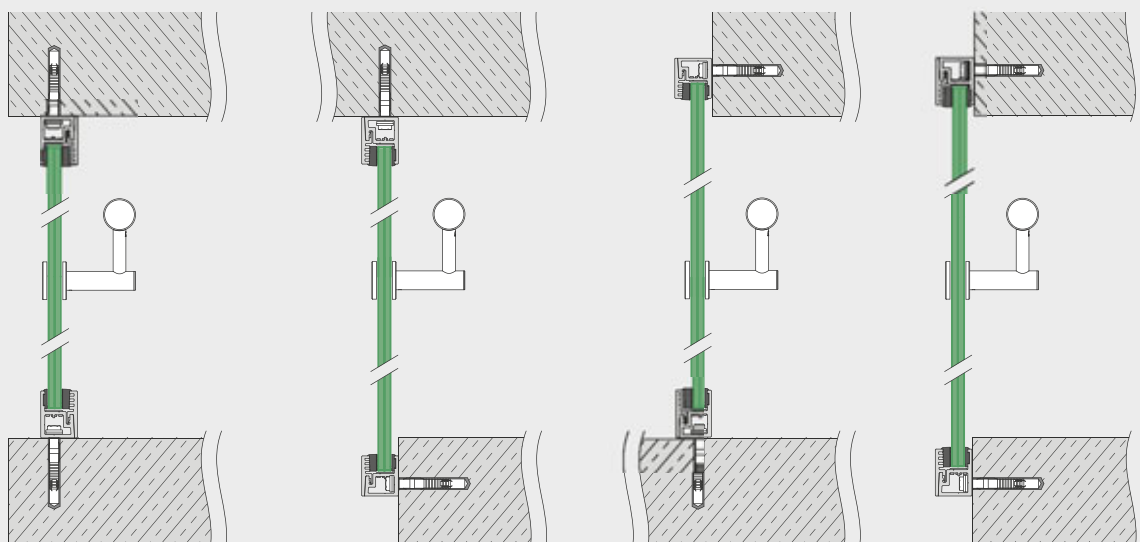
130

Wall
Top- en topmontage

Wall
Top- en zijmontage

Wall
Zij- en topmontage

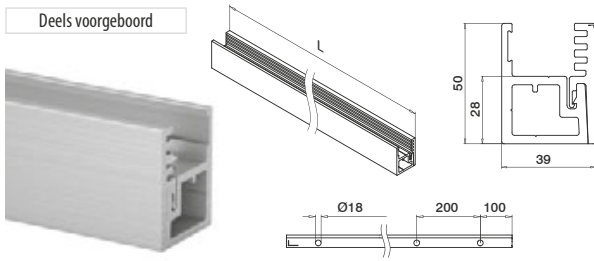
Wall
Zij- en zijmontage



Muurprofiel

EASY GLASS® WALL - Muurprofiel

Deels voorgeboord



MOD 6923

Aluminium	Onbewerkt		
INDOOR		QS-213 459	L = 5000 mm
16.6923.500.00			
Aluminium	Mat zilver-look		
OUTDOOR		QS-213 459	L = 5000 mm
16.6923.500.08			

NEW

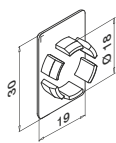


International Design Model Protection

PREFIX We kunnen dit artikel op basis van uw specificaties op maat zagen en in de juiste lengte en het juiste verstek leveren. Neem contact met ons op voor de details.

Muurprofiel

EASY GLASS® WALL - Afdekdoppen



MOD 6923


ABS kunststof	Aluminium RAL 9006	
24.6923.018.36		4

NEW

Q-INFO 16.6923.500.xx

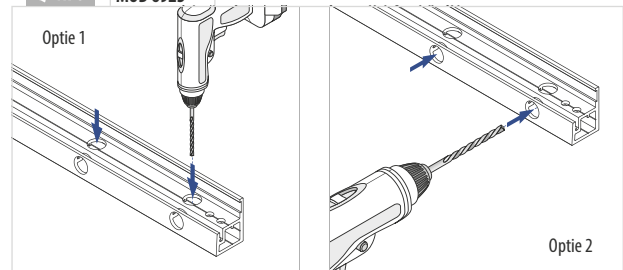


Onbewerkt




Mat zilver-look

Q-INFO MOD 6923



Optie 1

Optie 2

**MOD 6923**

Toebehoren		
	T	
19.6923.912.00	12	L = 5000 mm
19.6923.913.00	(6-0,76-6) 12,76	L = 5000 mm
19.6923.914.00	(6-1,52-6) 13,52	L = 5000 mm
19.6923.915.00	15	L = 5000 mm
19.6923.917.00	(8-0,76-8) 16,76	L = 5000 mm
19.6923.918.00	(8-1,52-8) 17,52	L = 5000 mm
19.6923.919.00	19	L = 5000 mm
19.6923.921.00	(10-0,76-10) 20,76	L = 5000 mm
19.6923.922.00	(10-1,52-10) 21,52	L = 5000 mm

NEW

Toebehoren

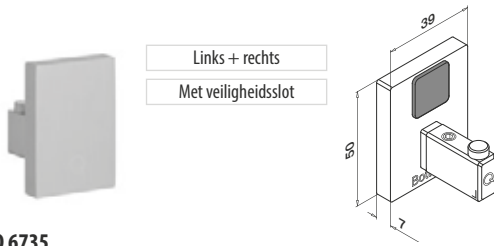
Bevestigingsmateriaal

**MOD 4710**

316						
OUTDOOR	QS	L	d			
93.4710.080.14	QS-213	80	7	Ø10	50	



EASY GLASS® WALL - Eindkappen



MOD 6735

Aluminium	Onbewerkt	
INDOOR		
16.6735.023.00		2
Aluminium	Mat zilver-look	
OUTDOOR		
16.6735.023.08		2



International Design
Model Protection



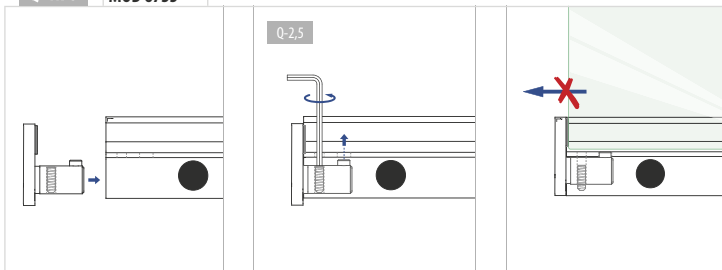
MOD 6734 -EASY HIT®

Aluminium	Onbewerkt	
INDOOR		
16.6734.023.00		2
Aluminium	Mat zilver-look	
OUTDOOR		
16.6734.023.08		2

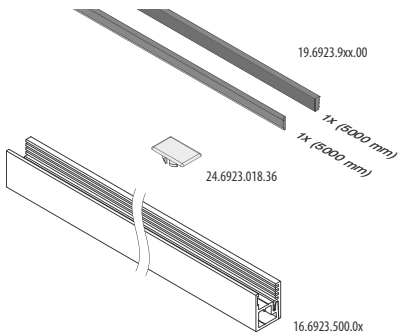
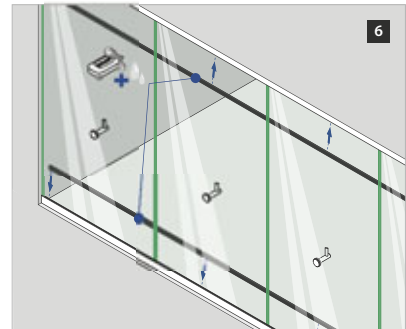
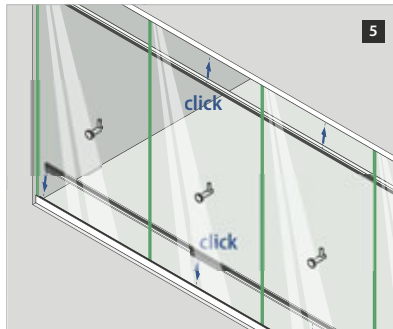
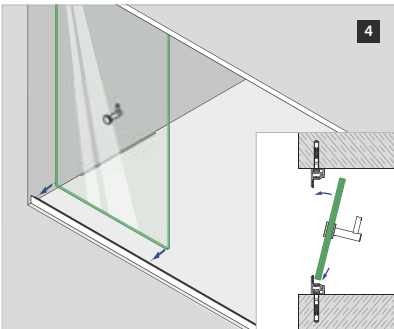

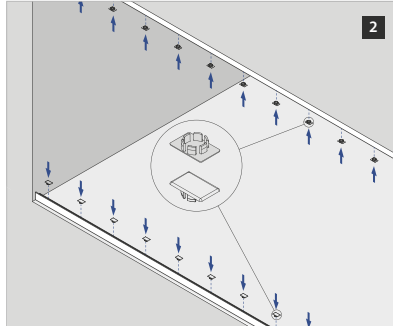
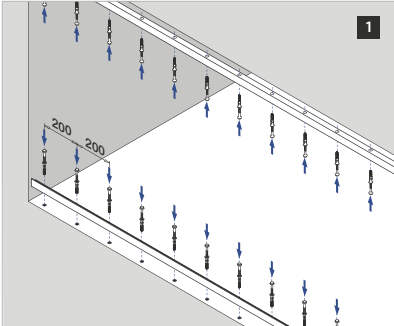
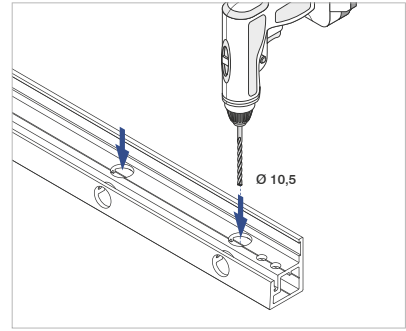
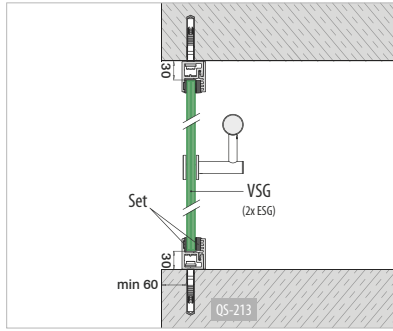
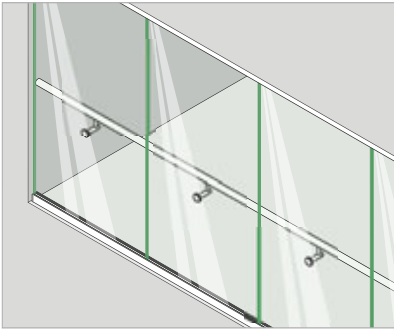


International Design
Model Protection

Q-INFO MOD 6735



Q-INFO MOD 6923

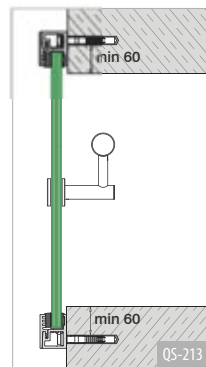
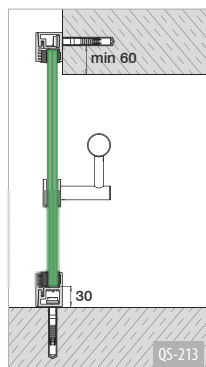
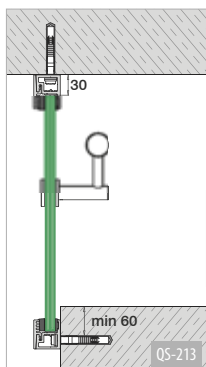
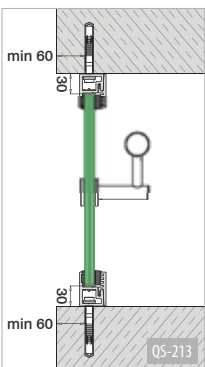


VSG (2x ESG): Gelaagd gehard glas
ESG : Gehard glas

Let op de specificaties zoals bevestigingsmiddelen en glasafmetingen van de desbetreffende keurmerken.

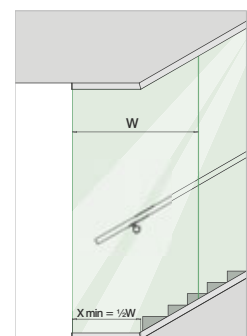
▶ Assembly video:
www.q-railing.com/videos

Q-INFO



Q-INFO

Montage op trappen





EASY GLASS®

VLOER- GLASKLEMMEN

HET OPVALLENDE
ALTERNATIEF

MOD 61

136, 152

- Licht gebruik, zowel binnen als buiten
- Met sleufgaten
- Montage door het glas

MOD 62

137, 153



Een glasrailing met een compleet nieuwe look. Alles behalve standaard.

MOD 6000

138, 154

- Licht gebruik, zowel binnen als buiten
- 1-anker-bevestiging
- Montage met glasklemming
- Borgpen optioneel
- Ingebouwde waterpas
- Onzichtbare bevestiging

MOD 6400

139, 155



- Licht en gemiddeld gebruik, zowel binnen als buiten
- 2-anker-bevestiging
- Montage met glasklemming
- Geen borgpen nodig
- Onzichtbare bevestiging

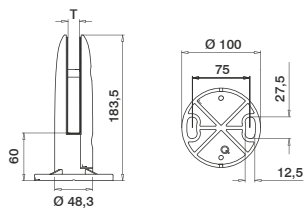
MOD 6400	UK	DE	NL	IT	CH	ES	FR
Max. lijnlast (kN/m)	1,5	1,0	1,0	2,0	0,8	1,6	0,6

Let op de specificaties zoals bevestigingsmiddelen en glasafmetingen van de desbetreffende keurmerken. Kijk voor meer informatie op www.q-railing.com/certificaten





Topmontage



MOD 61

316

OUTDOOR

T

14.6100.000.12	Zie T in MOD 5063	QS-519	466	1
----------------	-------------------	--------	-----	---



DESIGN product

Rubbers voor MOD 61

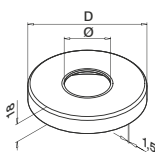


Glasklemmen bestellen? Vergeet dan niet de rubbersets te bestellen. Deze worden namelijk niet automatisch meegeleverd.

MOD 5063

Toebehoren

	T	Stuks per glasklem	
Monolithisch			
19.5063.012.00	12	2	2
Gelaagd			
19.5063.013.00	12,76 (6-0,76-6)	2	2
19.5063.017.00	16,76 (8-0,76-8)	2	2
19.5063.018.00	17,52 (8-1,52-8)	2	2



MOD 512

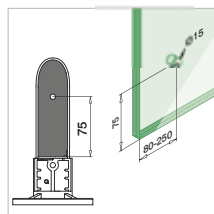
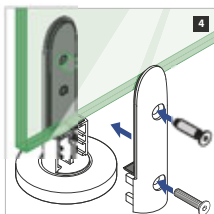
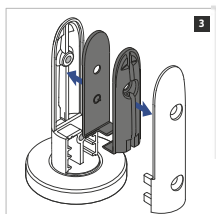
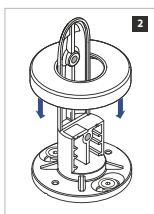
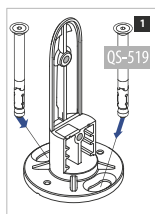
316

OUTDOOR

Ø

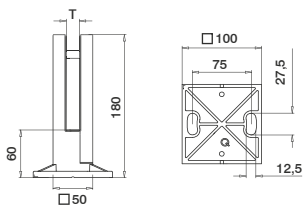
D

14.0512.048.12	48,3	Ø 105	2
----------------	------	-------	---





Topmontage



MOD 62

316

OUTDOOR

T



14.6200.000.12

Zie T in MOD 5064

QS-519 466

1



DESIGN product

Rubbers voor MOD 62

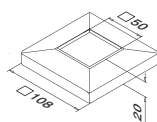


Glasklemmen bestellen? Vergeet dan niet de rubbersets te bestellen. Deze worden namelijk niet automatisch meegeleverd.

MOD 5064

Toebehoren

	T	Stuks per glasklem	
Monolithisch			
19.5064.012.00	12	2	2
19.5064.015.00	15	2	2
Gelaagd			
19.5064.013.00	12,76 (6-0,76-6)	2	2
19.5064.014.00	13,52 (6-1,52-6)	2	2
19.5064.017.00	16,76 (8-0,76-8)	2	2
19.5064.018.00	17,52 (8-1,52-8)	2	2



MOD 4511

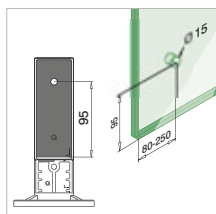
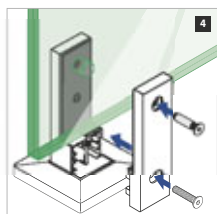
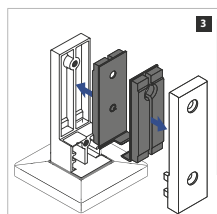
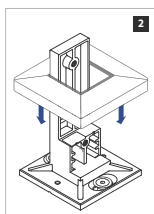
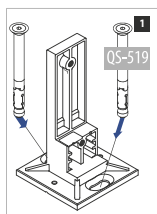

316

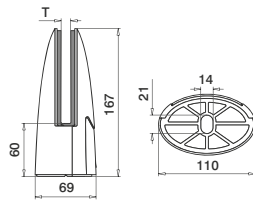
OUTDOOR



14.4511.050.12

2





MOD 6000

316

OUTDOOR

T



14.6000.000.12	Zie T in MOD 5062	QS-60 464	1
----------------	-------------------	-----------	---



DESIGN product

International Design Model Protection

Rubbers voor MOD 6000



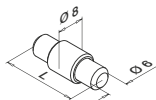
Glasklemmen bestellen? Vergeet dan niet de rubbersets te bestellen. Deze worden namelijk niet automatisch meegeleverd.

MOD 5062

Toebehoren

	T	Stuks per glasklem	
Monolithisch			
19.5062.012.00	12	2	2
19.5062.015.00	15	2	2
Gelaagd			
19.5062.013.00	12,76 (6-0,76-6)	2	2
19.5062.014.00	13,52 (6-1,52-6)	2	2
19.5062.017.00	16,76 (8-0,76-8)	2	2
19.5062.018.00	17,52 (8-1,52-8)	2	2

Borgpennen voor glasklemmen



Optioneel te gebruiken voor MOD 6000

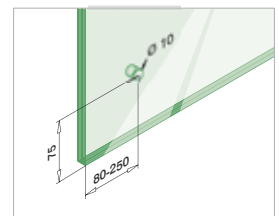
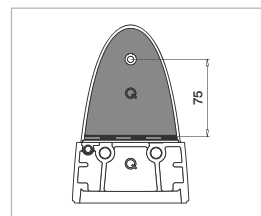
Borgpennen en bevestigingsmateriaal dienen apart te worden besteld.

MOD 5015

Toebehoren

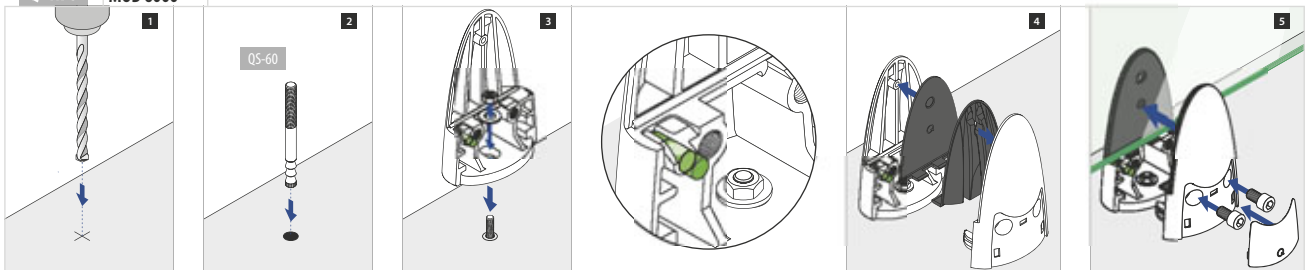
	L	
19.5015.030.00	30	4

Q-INFO MOD 5015

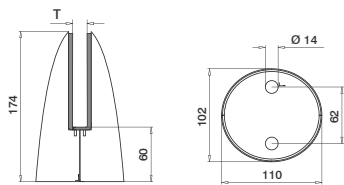


▶ Assembly video: www.q-railing.com/videos

Q-INFO MOD 6000



Stalen kern + RVS behuizing



MOD 6400

316

OUTDOOR

T



14.6400.000.12 Zie T in MOD 6400 Q5-60 464 1



International Design Model Protection

Glasrailingbasis

Rubbers voor MOD 6400



Glasklemmen bestellen? Vergeet dan niet de rubbersets te bestellen. Deze worden namelijk niet automatisch meegeleverd.

MOD 6400

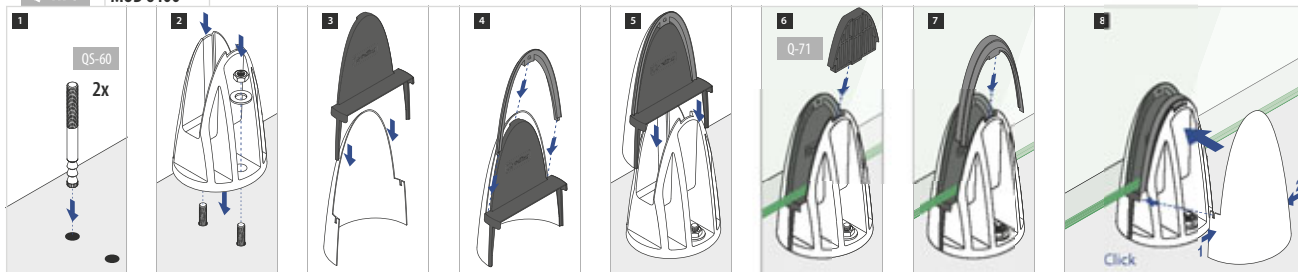
Toebehoren

	T	Stuks per glasklem	
Monolithisch			
19.6400.015.00	15	1	1
19.6400.019.00	19	1	1
Gelaagd			
19.6400.017.00	16,76 (8-0,76-8)	1	1
19.6400.018.00	17,52 (8-1,52-8)	1	1
19.6400.021.00	20,76 (10-0,76-10)	1	1
19.6400.022.00	21,52 (10-1,52-10)	1	1

NEW

▶ Assembly video: www.q-railing.com/videos

Q-INFO MOD 6400





EASY GLASS®

GLAS- ADAPTERS

LESS IS MORE

MOD 0760-0766

146, 147

- Licht en gemiddeld gebruik, zowel binnen als buiten
- 1-anker-bevestiging
- MOD 0766 met instelbare hoek
- MOD 0760, 0761 en 0762 met ingebouwde waterpas

MOD 0745-0748

150, 158

- Licht en gemiddeld gebruik, zowel binnen als buiten
- Diverse diameters en glasafstanden



MOD 4762

144

- Licht en gemiddeld gebruik, zowel binnen als buiten
- 1-anker-bevestiging (2° optioneel)
- Ingebouwde waterpas



Kies oersterke blokvormige of ronde adapters met een tijdloos design.

MOD 4747

148, 156

- Licht en gemiddeld gebruik, zowel binnen als buiten
- Diverse glasafstanden



MOD 0749

149, 157

- Licht en gemiddeld gebruik, zowel binnen als buiten
- Glasuitlijning tijdens montage mogelijk
- Voor mechanisch anker of bout



STATISCHE
BERECH-
NUNG
DIN18008

AbZ
BALAART
GEPROEFT

MOD 0763

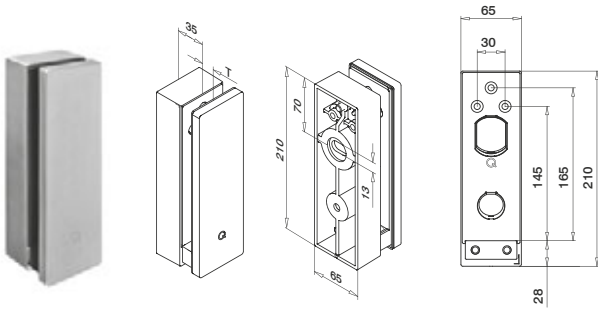
142

- Licht en gemiddeld gebruik, zowel binnen als buiten
- 1-anker-bevestiging (2° optioneel)
- Glasklem en glasadapter in één (montage tussen of onder aan glasvullingen dankzij verstelbare pin)









STATISCHE
BERECH-
NUNG
DIN18008

AbZ
BALAART
GEPROEFT



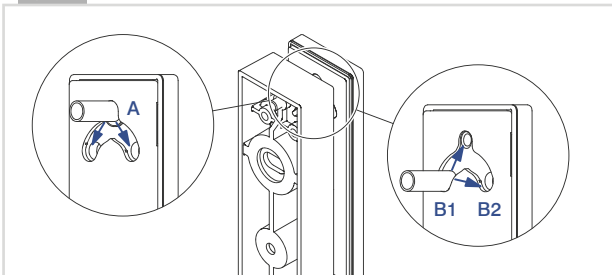
MOD 0763

304			
INDOOR	T		
13.0763.000.12	12 - 21,52	QS-507 	464 1
316			
OUTDOOR	T		
14.0763.000.12	12 - 21,52	QS-60 	464 1


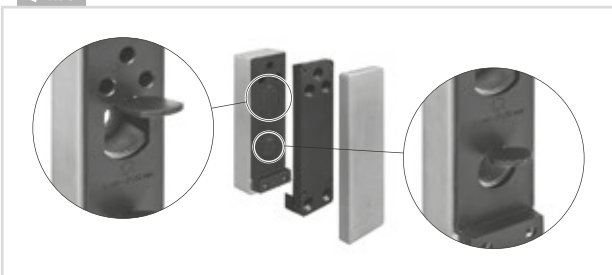


International Design
Model Protection

Q-INFO

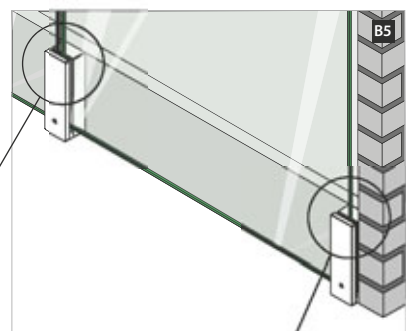
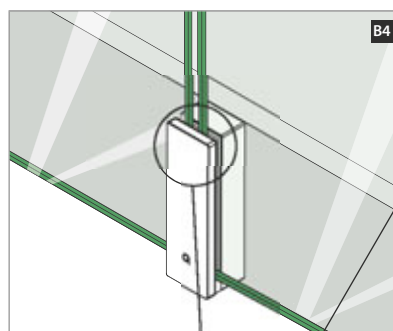
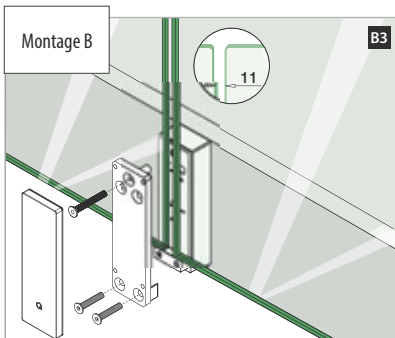
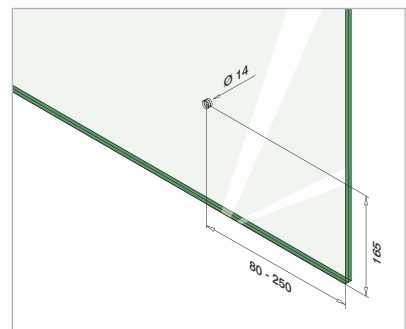
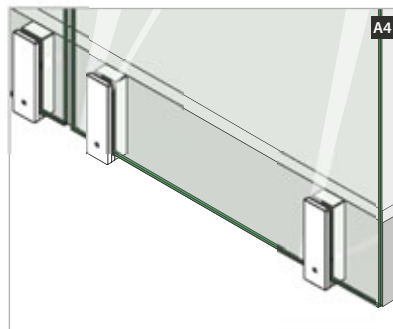
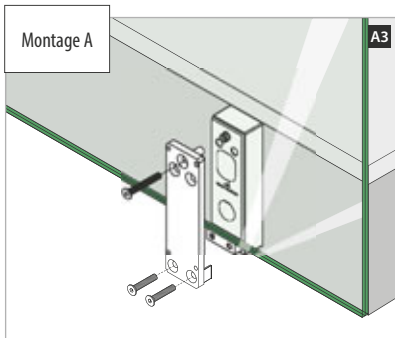
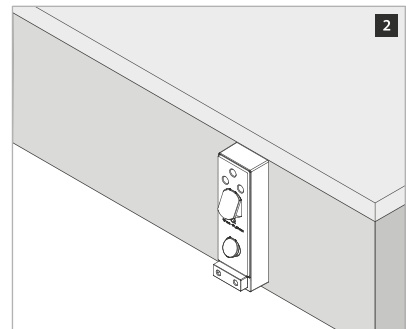
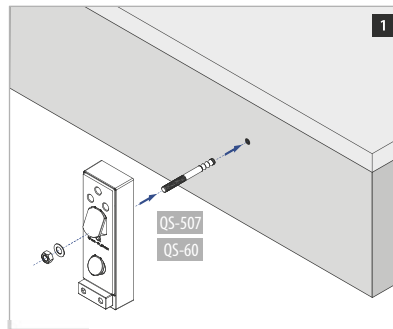
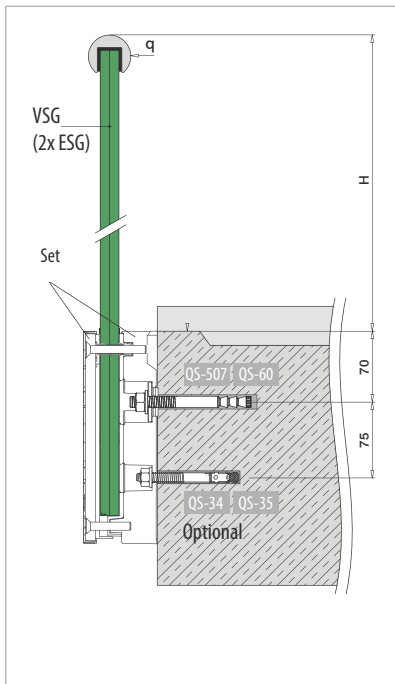


Q-INFO

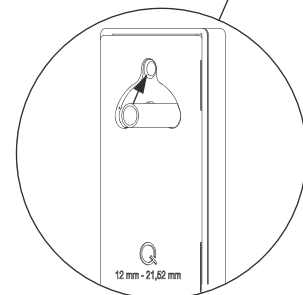
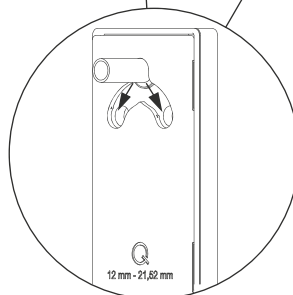


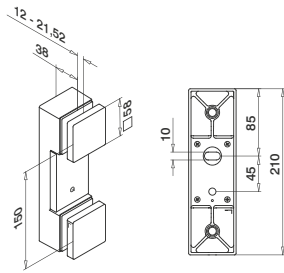
Q-INFO MOD 0763

Zijmontage



VSG (2x ESG): Gelaagd gehard glas
 ESG : Gehard glas





MOD 4762

316

OUTDOOR

14.4762.000.12

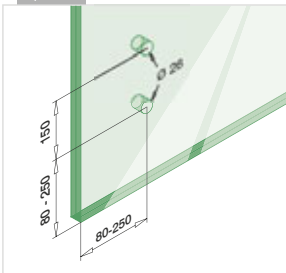
QS-64 463

1



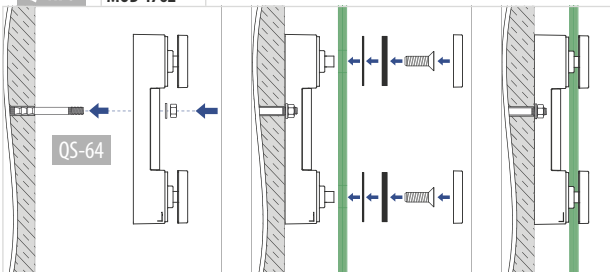
International Design Model Protection

Q-INFO

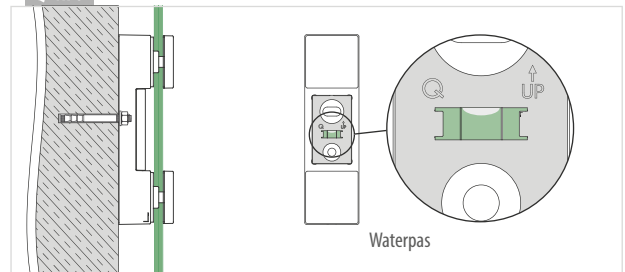


Q-INFO

MOD 4762



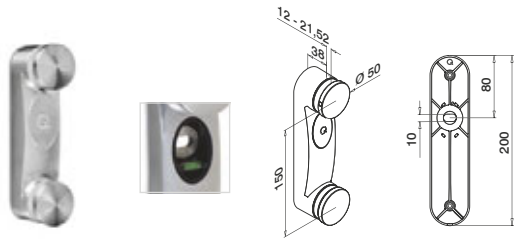
Q-INFO





DESIGN
product

Q-railing

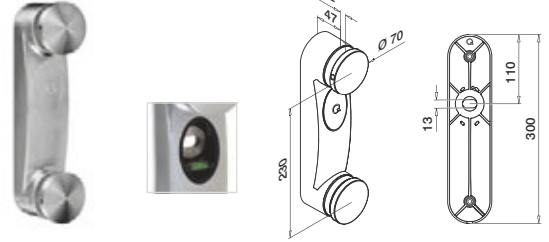


MOD 0762

304		
INDOOR		
13.0762.000.12	QS-63 463	1
316		
OUTDOOR		
14.0762.000.12	QS-62 463	1



International Design Model Protection



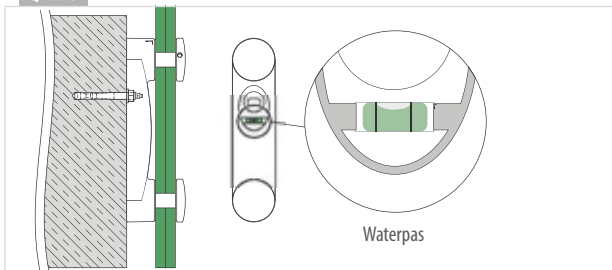
MOD 0760

304		
INDOOR		
13.0760.000.12	QS-507 464	1
DESIGN product		



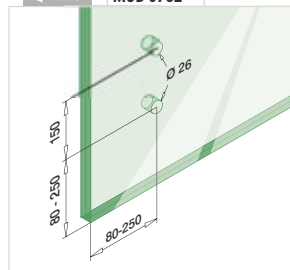
International Design Model Protection

Q-INFO



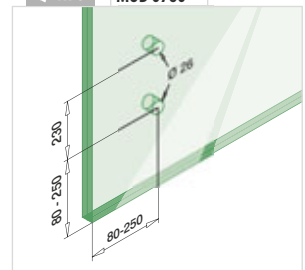
Q-INFO

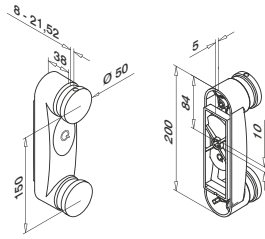
MOD 0762



Q-INFO

MOD 0760





MOD 0766

304

INDOOR

13.0766.000.12

QS-528



464

QS-29

456

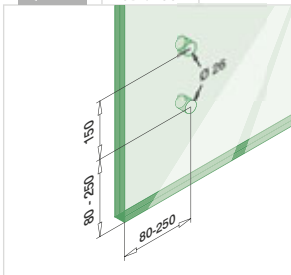
1



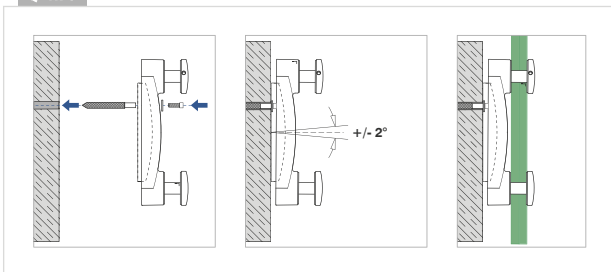
International Design
Model Protection

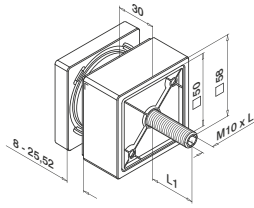
Q-INFO

MOD 0766



Q-INFO



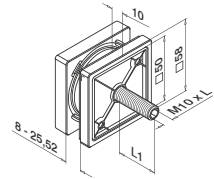


MOD 4747

316			
OUTDOOR	L	L1	
14.4747.300.12	80	13 - 31	2



DESIGN product



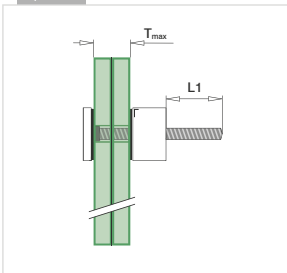
MOD 4747

316			
OUTDOOR	L	L1	
14.4747.000.12	60	13 - 31	2

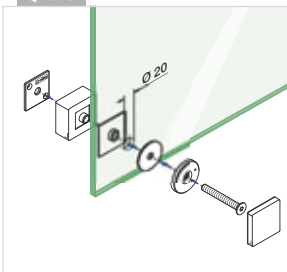


DESIGN product

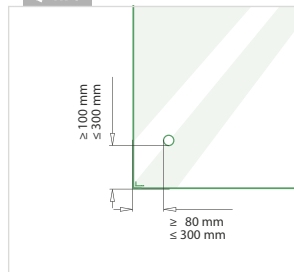
Q-INFO



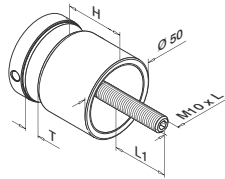
Q-INFO



Q-INFO



Vlak - glas



MOD 0747

304

INDOOR	H	T	L	L1	
13.0747.000.12	10	8 - 17,52	50	11 - 22	2
13.0747.200.12	20	8 - 25,52	70	13 - 31	2
13.0747.300.12	30	8 - 25,52	80	13 - 31	2
13.0747.400.12	40	8 - 17,52	80	11 - 22	2
13.0747.500.12	50	8 - 17,52	90	11 - 22	2

316

OUTDOOR	H	T	L	L1	
14.0747.000.12	10	8 - 17,52	50	11 - 22	2
14.0747.200.12	20	8 - 25,52	70	13 - 31	2
14.0747.300.12	30	8 - 25,52	80	13 - 31	2
14.0747.400.12	40	8 - 17,52	80	11 - 21	2
14.0747.500.12	50	8 - 17,52	90	11 - 21	2

Zamak Onbewerkt

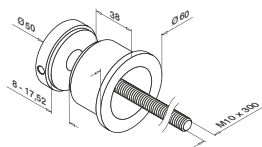
INDOOR	H	T	L	L1	
10.0747.000.00	10	8 - 17,52	50	11 - 21	2

Zamak RVS look

OUTDOOR	H	T	L	L1	
10.0747.000.20	10	8 - 17,52	50	11 - 21	2



Vlak - glas



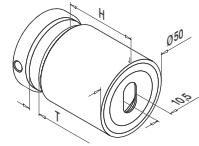
MOD 0748

316

OUTDOOR	
14.0748.350.12	2



Vlak - glas



MOD 0749

304

INDOOR	H	T	
13.0749.300.12	30	12 - 25,52	QS-521 464 / QS-532 456 2
13.0749.400.12	40	8 - 25,52	QS-521 464 / QS-532 456 2
13.0749.500.12	50	8 - 25,52	QS-521 464 / QS-532 456 2

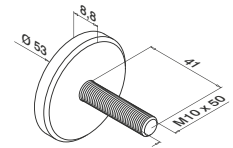
316

OUTDOOR	H	T	
14.0749.300.12	30	12 - 25,52	QS-520 464 / QS-533 456 2
14.0749.400.12	40	8 - 25,52	QS-520 464 / QS-533 456 2
14.0749.500.12	50	8 - 25,52	QS-520 464 / QS-533 456 2
14.0749.100.12	100	8 - 25,52	QS-520 464 / QS-533 456 2

NEW



Assembly video:
www.q-railing.com/videos



MOD 0741

316

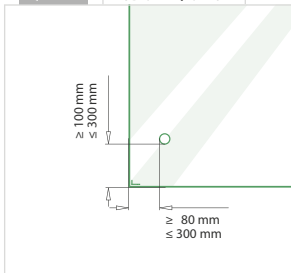
Onbewerkt

OUTDOOR	
14.0741.000.00	2

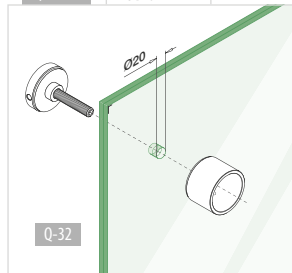
NEW



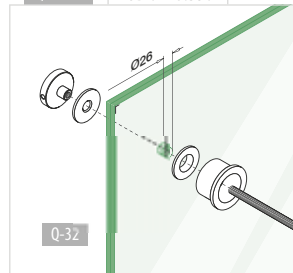
Q-INFO MOD 0747 / 0749



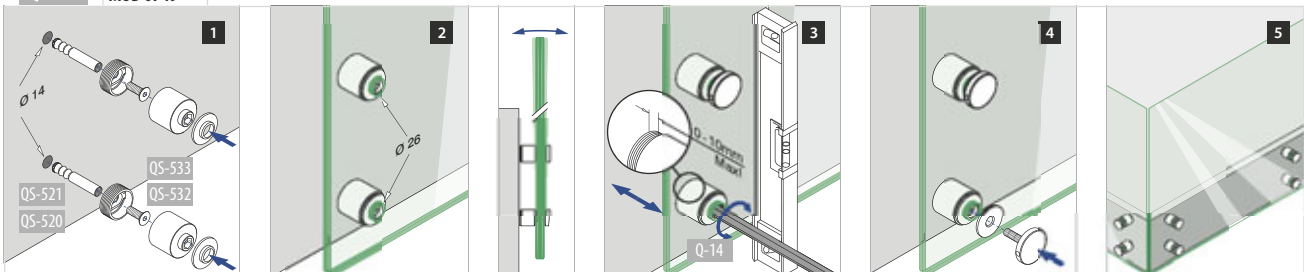
Q-INFO MOD 0747



Q-INFO MOD 0748.350



Q-INFO MOD 0749

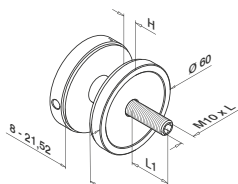


Glasrailingbasis

GESLEPEN

EASY GLASS® - Glasadapters, rond - Ø 60 mm

Vlak - glas



MOD 0745

304

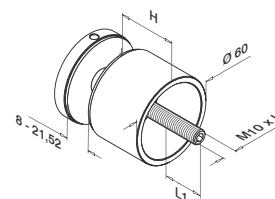
INDOOR	H	L	L1	
13.0745.000.12	10	70	27 - 41	2

316

OUTDOOR	H	L	L1	
14.0745.000.12	10	70	27 - 41	2



Vlak - glas



MOD 0745

304

INDOOR	H	L	L1	
13.0745.300.12	30	90	27 - 41	2
13.0745.500.12	50	110	27 - 41	2

316

OUTDOOR	H	L	L1	
14.0745.300.12	30	90	27 - 41	2
14.0745.500.12	50	110	27 - 41	2

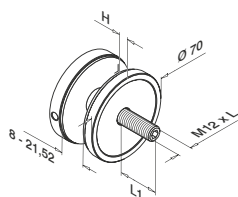


Glasrailingbasis

GESLEPEN

EASY GLASS® - Glasadapters, rond - Ø 70 mm

Vlak - glas



MOD 0748

304

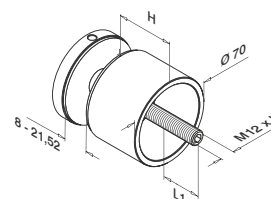
INDOOR	H	L	L1	
13.0748.000.12	10	70	27 - 41	2

316

OUTDOOR	H	L	L1	
14.0748.000.12	10	70	27 - 41	2



Vlak - glas



MOD 0748

304

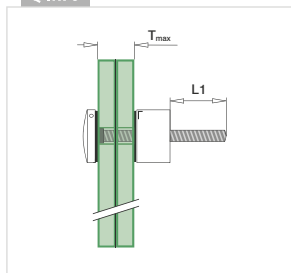
INDOOR	H	L	L1	
13.0748.300.12	30	90	27 - 41	2
13.0748.400.12	40	100	27 - 41	2

316

OUTDOOR	H	L	L1	
14.0748.300.12	30	90	27 - 41	2
14.0748.400.12	40	100	27 - 41	2

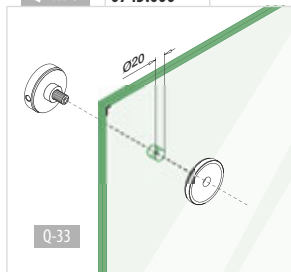


Q-INFO



Q-INFO

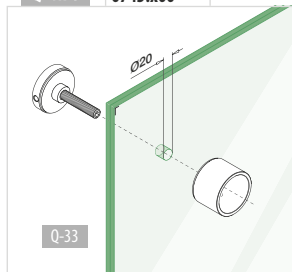
0745.000



Q-33

Q-INFO

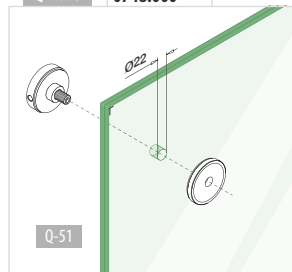
0745.x00



Q-33

Q-INFO

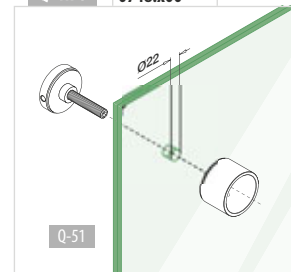
0748.000



Q-51

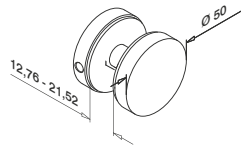
Q-INFO

0748.x00



Q-51

Glas - glas

**MOD 0742****304****INDOOR**

13.0742.050.12

2

316**OUTDOOR**

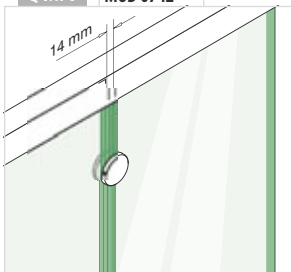
14.0742.050.12

2



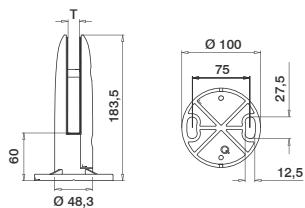
Q-INFO

MOD 0742





Topmontage



MOD 61

316

OUTDOOR

T

14.6100.000.10	Zie T in MOD 5063	QS-519	466	1
----------------	-------------------	--------	-----	---

NEW



DESIGN product

Rubbers voor MOD 61

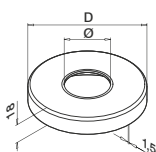


Glasklemmen bestellen? Vergeet dan niet de rubbersets te bestellen. Deze worden namelijk niet automatisch meegeleverd.

MOD 5063

Toebehoren

	T	Stuks per glasklem	
Monolithisch			
19.5063.012.00	12	2	2
Gelaagd			
19.5063.013.00	12,76 (6-0,76-6)	2	2
19.5063.017.00	16,76 (8-0,76-8)	2	2
19.5063.018.00	17,52 (8-1,52-8)	2	2



MOD 0512

316

OUTDOOR

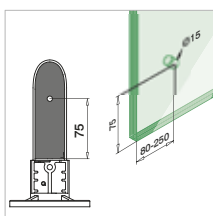
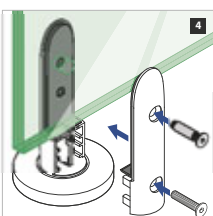
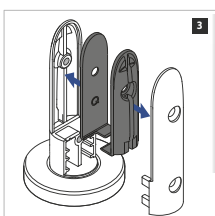
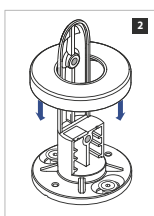
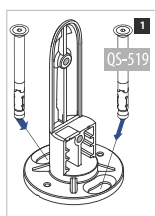
Ø

D



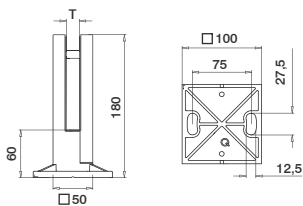
14.0512.048.10	48,3	Ø 105	2
----------------	------	-------	---

NEW





Topmontage



MOD 62

316

OUTDOOR

T



14.6200.000.10

Zie T in MOD 5064

QS-519 466

1

NEW



DESIGN product

Rubbers voor MOD 62

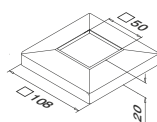


Glasklemmen bestellen? Vergeet dan niet de rubbersets te bestellen. Deze worden namelijk niet automatisch meegeleverd.

MOD 5064

Toebehoren

	T	Stuks per glasklem	
Monolithisch			
19.5064.012.00	12	2	2
19.5064.015.00	15	2	2
Gelaagd			
19.5064.013.00	12,76 (6-0,76-6)	2	2
19.5064.014.00	13,52 (6-1,52-6)	2	2
19.5064.017.00	16,76 (8-0,76-8)	2	2
19.5064.018.00	17,52 (8-1,52-8)	2	2



MOD 4511

316

OUTDOOR



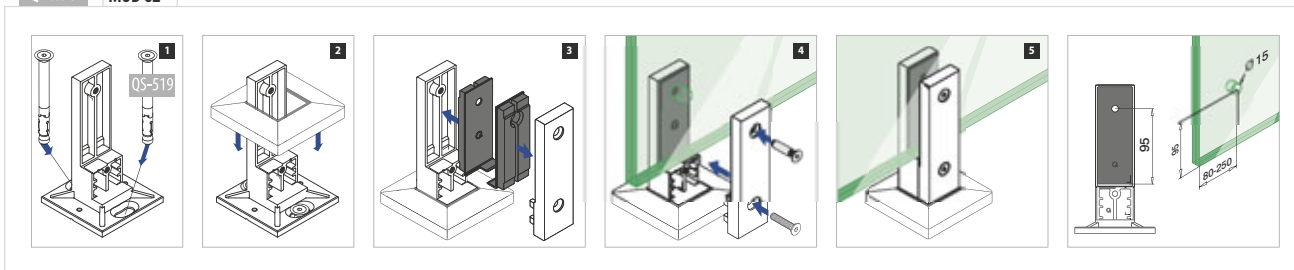
14.4511.050.10

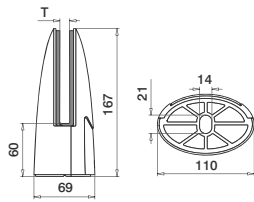
2

NEW

Q-INFO

MOD 62





MOD 6000

316

OUTDOOR

T



14.6000.000.10 Zie T in MOD 5062 QS-60 464 1

NEW



DESIGN product

International Design Model Protection

Rubbers voor MOD 6000



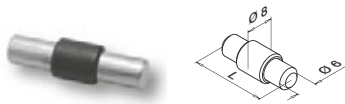
Glasklemmen bestellen? Vergeet dan niet de rubbersets te bestellen. Deze worden namelijk niet automatisch meegeleverd.

MOD 5062

Toebehoren

	T	Stuks per glasklem	
Monolithisch			
19.5062.012.00	12	2	2
19.5062.015.00	15	2	2
Gelaagd			
19.5062.013.00	12,76 (6-0,76-6)	2	2
19.5062.014.00	13,52 (6-1,52-6)	2	2
19.5062.017.00	16,76 (8-0,76-8)	2	2
19.5062.018.00	17,52 (8-1,52-8)	2	2

Borgpennen voor glasklemmen



Optioneel te gebruiken voor MOD 6000

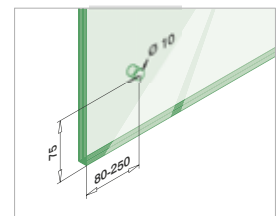
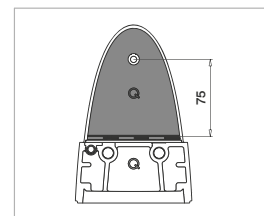
Borgpennen en bevestigingsmateriaal dienen apart te worden besteld.

MOD 5015

Toebehoren

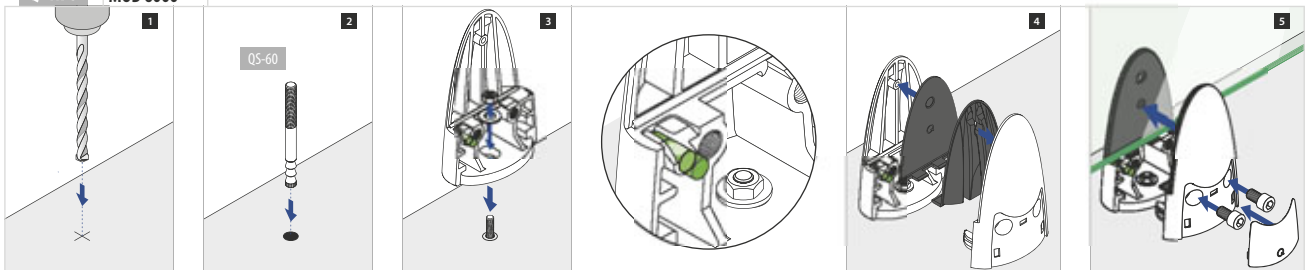
	L	
19.5015.030.00	30	4

Q-INFO MOD 5015

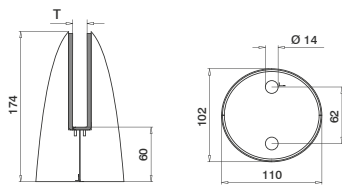


Assembly video: www.q-railing.com/videos

Q-INFO MOD 6000



Stalen kern + RVS behuizing



MOD 6400

316

OUTDOOR

T



14.6400.000.10

Zie T in MOD 6400

Q5-60 464

1



International Design Model Protection

Glasrailingbasis

Rubbers voor MOD 6400



Glasklemmen bestellen? Vergeet dan niet de rubbersets te bestellen. Deze worden namelijk niet automatisch meegeleverd.

MOD 6400

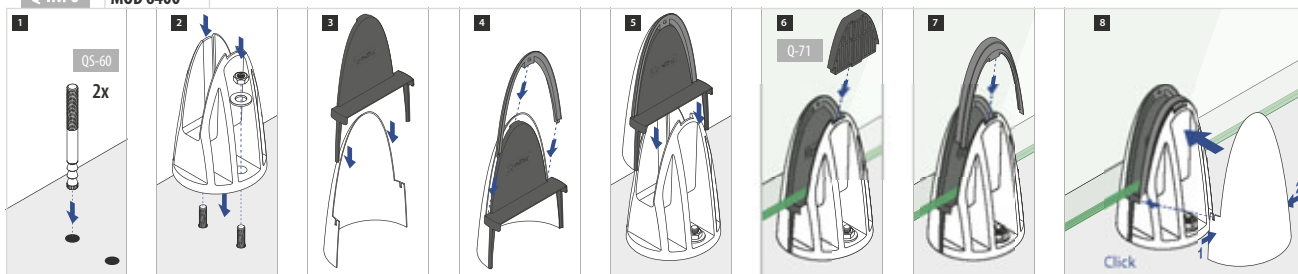
Toebehoren

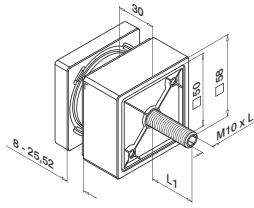
	T	Stuks per glasklem	
Monolithisch			
19.6400.015.00	15	1	1
19.6400.019.00	19	1	1
Gelaagd			
19.6400.017.00	16,76 (8-0,76-8)	1	1
19.6400.018.00	17,52 (8-1,52-8)	1	1
19.6400.021.00	20,76 (10-0,76-10)	1	1
19.6400.022.00	21,52 (10-1,52-10)	1	1

Borgpennen en bevestigingsmateriaal dienen apart te worden besteld.

Assembly video: www.q-railing.com/videos

Q-INFO MOD 6400





MOD 4747

316			
OUTDOOR	L	L1	
14.4747.300.10	80	13 - 31	2

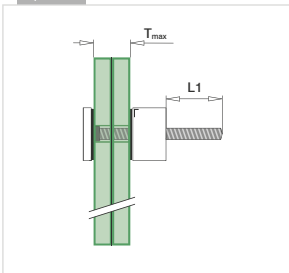
NEW



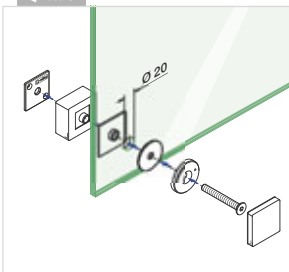
DESIGN product

International Design
Model Protection

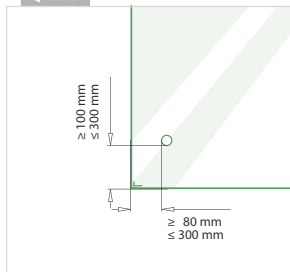
Q-INFO



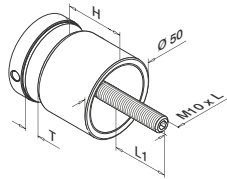
Q-INFO



Q-INFO



Vlak - glas



MOD 0747

304

INDOOR	H	T	L	L1	
13.0747.300.10	30	8 - 25,52	80	13 - 31	2

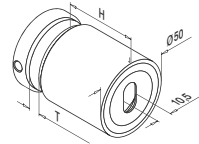
316

OUTDOOR	H	T	L	L1	
14.0747.300.10	30	8 - 25,52	80	13 - 31	2

NEW



Vlak - glas



MOD 0749

304

INDOOR	H	T		
13.0749.500.10	50	8 - 25,52	QS-521 464 / QS-532 456	2

316

OUTDOOR	H	T		
14.0749.500.10	50	8 - 25,52	QS-520 464 / QS-533 456	2

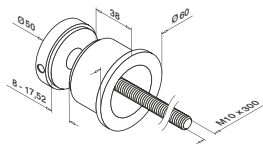
NEW



Assembly video:
www.q-railing.com/videos

Glasrailingbasis

Vlak - glas



MOD 0748

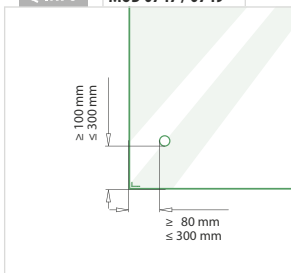
316

OUTDOOR	
14.0748.350.10	2

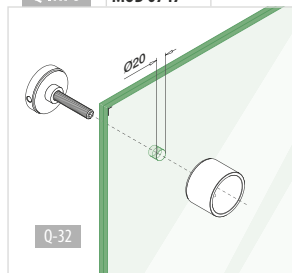
NEW



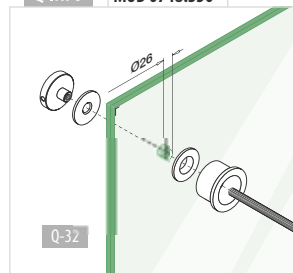
Q-INFO MOD 0747 / 0749



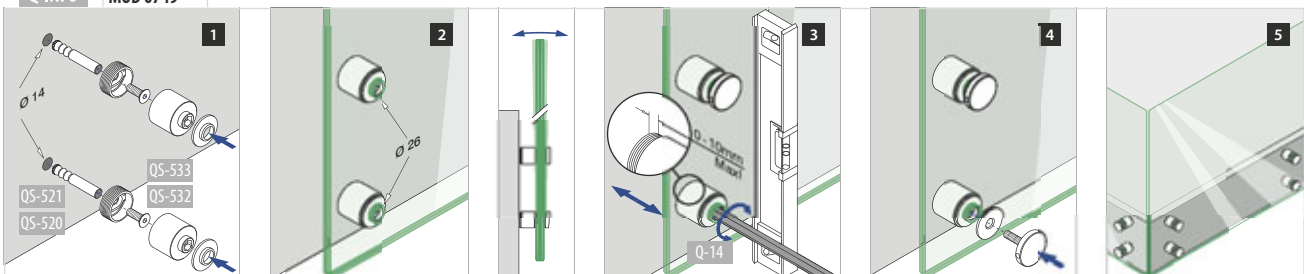
Q-INFO MOD 0747



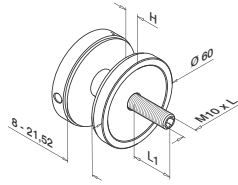
Q-INFO MOD 0748.350



Q-INFO MOD 0749



Vlak - glas



MOD 0745

316

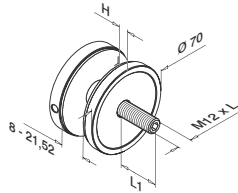
OUTDOOR	H	L	L1	
14.0745.000.10	10	70	27 - 41	2

NEW



Vullingen

Vlak - glas



MOD 0748

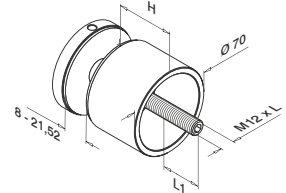
316

OUTDOOR	H	L	L1	
14.0748.000.10	10	70	27 - 41	2

NEW



Vlak - glas



MOD 0748

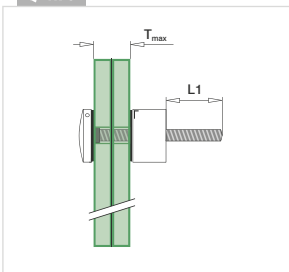
304

INDOOR	H	L	L1	
13.0748.500.10	50	110	27 - 41	2

NEW

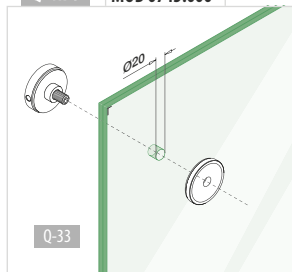


Q-INFO



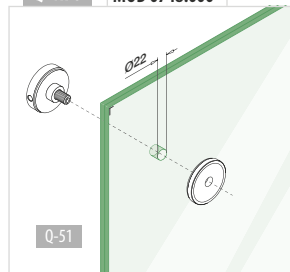
Q-INFO

MOD 0745.000



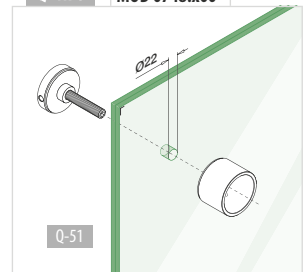
Q-INFO

MOD 0748.000

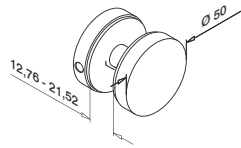


Q-INFO

MOD 0748.x00



Glas - glas

**MOD 0742****304****INDOOR**

13.0742.050.10

2

316**OUTDOOR**

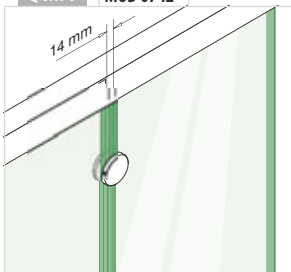
14.0742.050.10

2

NEW



Q-INFO MOD 0742



GLAS- VULLINGEN

Q-GLASS

Bestel glas tegelijk met de rest van uw glasrailing

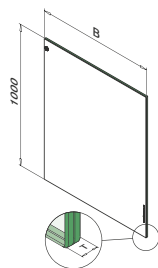
Glas op maat

- 6 mm monolithisch tot 31,52 mm gelaagd gehard
- Ook gekleurd glas of SentryGlas®
- Afgeronde hoeken en gepolijste kanten naar wens
- Voorgeboorde gaten naar wens

Glas uit voorraad

- Direct uit voorraad leverbaar
- Gelaagd gehard glas
- 16,76 mm, 10 breedtes en 3 hoogtes
- Geslepen en gepolijste kant
- Facetrans
- Afgeronde hoeken

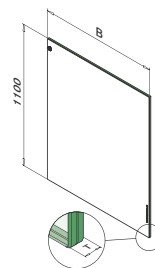
■ CE-keurmerk ■ Hoge kwaliteit ■ Snelle levering ■ Concurrerende, heldere all-in-prijs ■ Makkelijk bestellen



MOD 10 - VSG (2x ESG)* - H=1000 mm



Glas		
OUTDOOR	B	T
50.1004.082.00	400	16,76 (8 - 0,76 - 8)
50.1005.082.00	500	16,76 (8 - 0,76 - 8)
50.1006.082.00	600	16,76 (8 - 0,76 - 8)
50.1007.082.00	700	16,76 (8 - 0,76 - 8)
50.1008.082.00	800	16,76 (8 - 0,76 - 8)
50.1009.082.00	900	16,76 (8 - 0,76 - 8)
50.1009.582.00	950	16,76 (8 - 0,76 - 8)
50.1010.082.00	1000	16,76 (8 - 0,76 - 8)
50.1110.082.00	1100	16,76 (8 - 0,76 - 8)
50.1210.082.00	1200	16,76 (8 - 0,76 - 8)



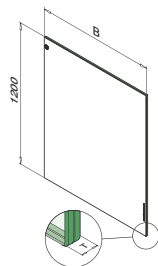
MOD 11 - VSG (2x ESG)* - H=1100 mm



Glas		
OUTDOOR	B	T
50.1104.082.00	400	16,76 (8 - 0,76 - 8)
50.1105.082.00	500	16,76 (8 - 0,76 - 8)
50.1106.082.00	600	16,76 (8 - 0,76 - 8)
50.1107.082.00	700	16,76 (8 - 0,76 - 8)
50.1108.082.00	800	16,76 (8 - 0,76 - 8)
50.1109.082.00	900	16,76 (8 - 0,76 - 8)
50.1109.582.00	950	16,76 (8 - 0,76 - 8)
50.1110.082.00	1000	16,76 (8 - 0,76 - 8)



Q-glass direct uit voorraad leverbaar.



MOD 12 - VSG (2x ESG)* - H=1200 mm



Glas		
OUTDOOR	B	T
50.1204.082.00	400	16,76 (8 - 0,76 - 8)
50.1205.082.00	500	16,76 (8 - 0,76 - 8)
50.1206.082.00	600	16,76 (8 - 0,76 - 8)
50.1207.082.00	700	16,76 (8 - 0,76 - 8)
50.1208.082.00	800	16,76 (8 - 0,76 - 8)
50.1209.082.00	900	16,76 (8 - 0,76 - 8)
50.1209.582.00	950	16,76 (8 - 0,76 - 8)
50.1210.082.00	1000	16,76 (8 - 0,76 - 8)



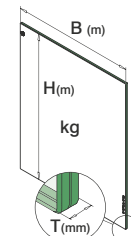
Q-INFO

Berekening

$$H \text{ (m)} \times B \text{ (m)} \times 2,5 \times T_g \text{ (mm)} = \text{kg}$$

Voorbeeld

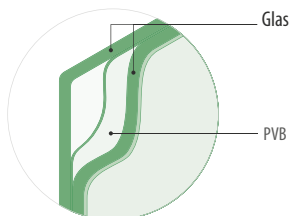
H	B	T
1,1 m	1,0 m	16 mm
1,1 x 1,0 x 2,5 x 16 = 44,00 kg		



* VSG (2x ESG): Gelaagd gehard glas

Q-INFO

VSG: Gelaagd gehard glas



Geslepen kant



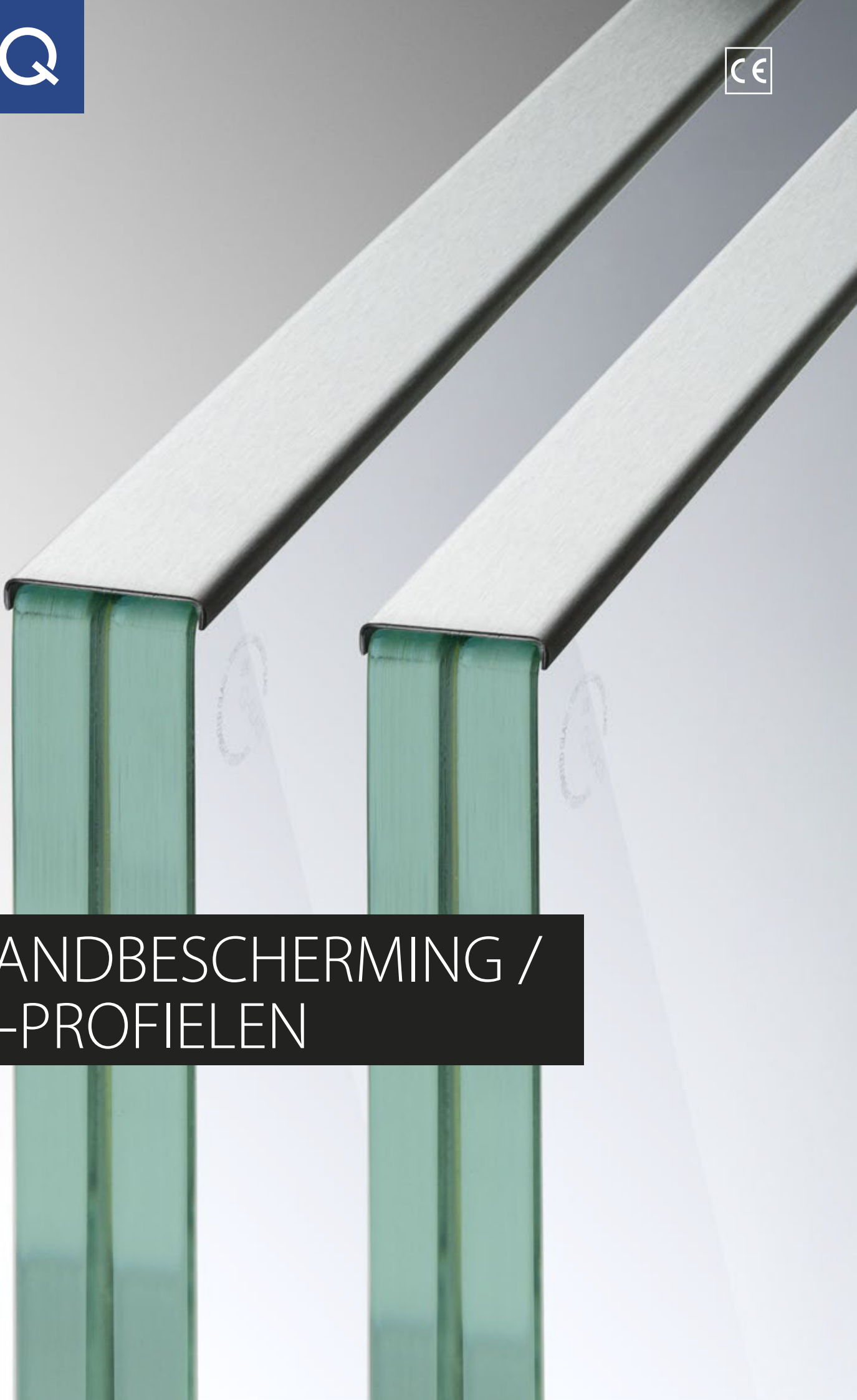
Afgeronde hoeken



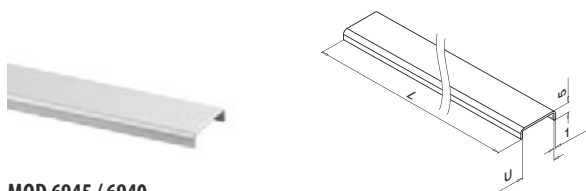
Facetrand




Gepolijste kant

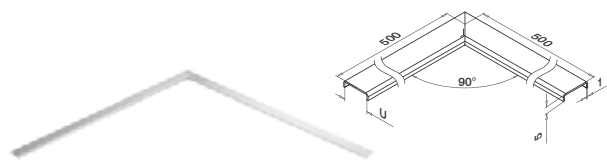


RANDBESCHERMING / U-PROFIELEN




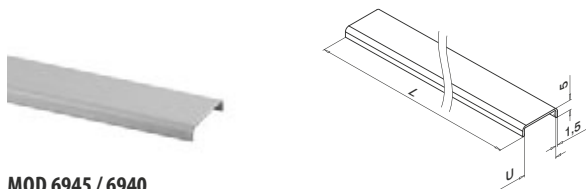
MOD 6945 / 6940

316			
OUTDOOR	U	T	
14.6940.114.12	14,5	12,76 - 13,52	L = 5000 mm
14.6945.118.12	18,5	16,76 - 17,52	L = 2500 mm
14.6940.118.12	18,5	16,76 - 17,52	L = 5000 mm
14.6945.122.12	22,5	20,76 - 21,52	L = 2500 mm
14.6940.122.12	22,5	20,76 - 21,52	L = 5000 mm
14.6940.126.12	26,5	24,76 - 25,52	L = 5000 mm




MOD 6340

316			
OUTDOOR	U	T	
14.6340.118.12	18,5	16,76 - 17,52	1
14.6340.122.12	22,5	20,76 - 21,52	1
14.6340.126.12	26,5	24,76 - 25,52	1




MOD 6945 / 6940

Aluminium	Geborsteld aluminium		
OUTDOOR	U	T	
16.6945.118.18	18,5	16,76 - 17,52	L = 2500 mm
16.6940.118.18	18,5	16,76 - 17,52	L = 5000 mm
16.6945.122.18	22,5	20,76 - 21,52	L = 2500 mm
16.6940.122.18	22,5	20,76 - 21,52	L = 5000 mm

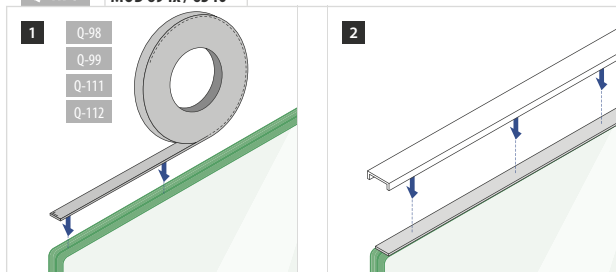


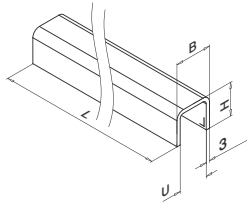
Dubbelzijdig plakband

MOD 1361

Toebehoren				
	Q	W	L (m)	
19.1361.012.00	Q-111	12,7	33	1
19.1361.016.00	Q-98	16	33	1
19.1361.020.00	Q-99	20	33	1
19.1361.025.00	Q-112	25,4	33	1

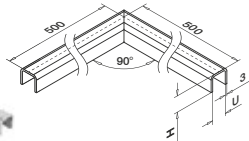
Q-INFO MOD 694x / 6340



**MOD 6940**

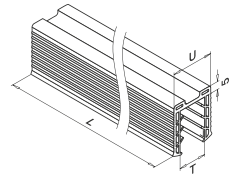
316

OUTDOOR	U	T	B	H	
14.6940.030.12	24	8 - 21,52	30	27	L = 5000 mm
14.6940.040.12	34	8 - 31,52	40	37	L = 5000 mm

**MOD 6340**

316

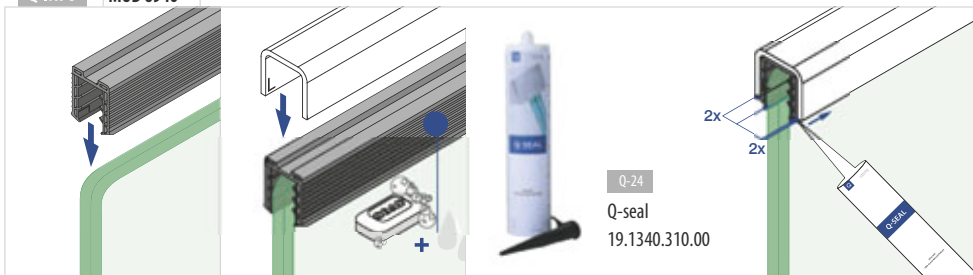
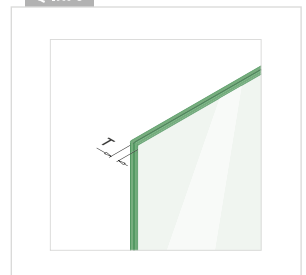
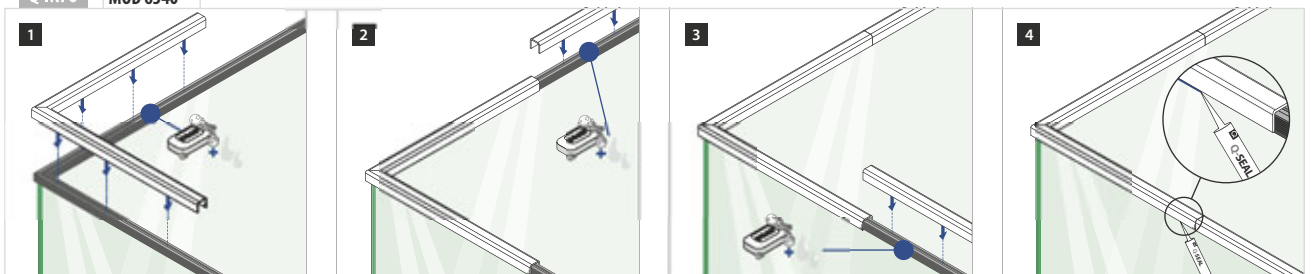
OUTDOOR	U	T	H	
14.6340.030.12	24	8 - 21,52	27	1
14.6340.040.12	34	8 - 31,52	37	1

**MOD 50**

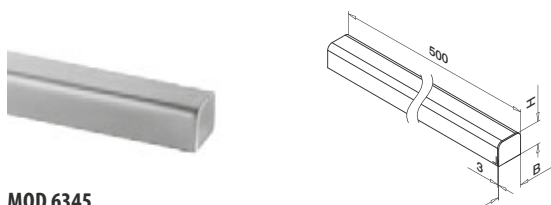
Toebehoren

	U	T	
19.5042.008.00	24	8 - 10,76	L = 5000 mm
19.5042.011.00	24	11,52 - 13,52	L = 5000 mm
19.5042.015.00	24	15	L = 5000 mm
19.5042.016.00	24	16,76 - 17,52	L = 5000 mm
19.5042.019.00	24	19	L = 5000 mm
19.5042.022.00	24	20,76 - 21,52	L = 5000 mm

	U	T	
19.5060.008.00	34	8 - 10,76	L = 5000 mm
19.5060.011.00	34	11,52 - 13,52	L = 5000 mm
19.5060.016.00	34	16,76 - 17,52	L = 5000 mm
19.5060.019.00	34	19	L = 5000 mm
19.5060.022.00	34	20,76 - 21,52	L = 5000 mm
19.5060.024.00	34	24,76 - 25,52	L = 5000 mm
19.5060.031.00	34	31,52	L = 5000 mm

Q-INFO MOD 6940**Q-INFO****Q-INFO MOD 6340**

EASY GLASS® - U-profielen - Eindstukken, vierkant



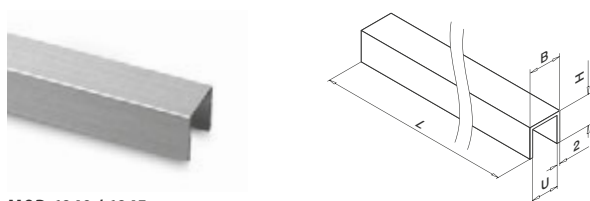
MOD 6345

316

OUTDOOR	U	T	B	H	
14.6345.030.12	24	8-21,52	30	27	1
14.6345.040.12	34	8-31,52	40	37	1



EASY GLASS® - U-profielen, vierkant



MOD 6940 / 6945

Aluminium	Geborsteld aluminium				
OUTDOOR	U	T	B	H	
16.6945.013.18	13,25	12,76	17,25	15	L = 2500 mm
16.6940.013.18	13,25	12,76	17,25	15	L = 5000 mm
16.6945.018.18	18	16,76 - 17,52	22	20	L = 2500 mm
16.6940.018.18	18	16,76 - 17,52	22	20	L = 5000 mm
16.6945.022.18	22	21,52	26	20	L = 2500 mm
16.6940.022.18	22	21,52	26	20	L = 5000 mm



Verbruiksartikelen

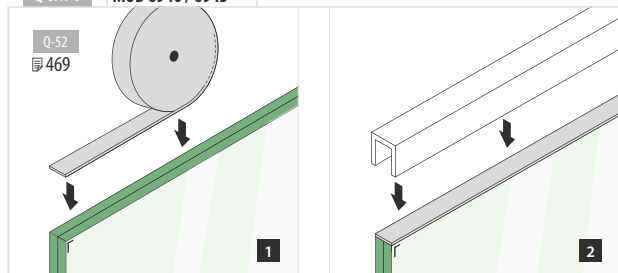


Dubbelzijdig plakband

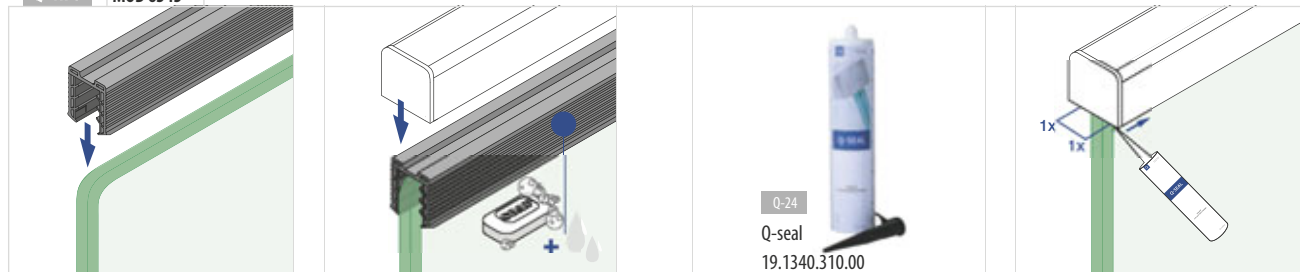
MOD 1350

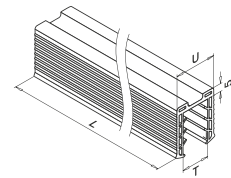
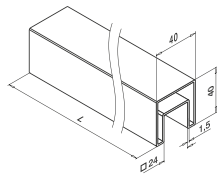
Toebehoren	Q	W	L (m)	
19.1350.018.00	Q-52	19	66	1

Q-INFO MOD 6940 / 6945



Q-INFO MOD 6345





MOD 6925 / 6920

304		
INDOOR	□	
13.6925.040.12	40 x 40	L = 2500 mm
13.6920.040.12	40 x 40	L = 5000 mm
316		
OUTDOOR	□	
14.6925.040.12	40 x 40	L = 2500 mm
14.6920.040.12	40 x 40	L = 5000 mm

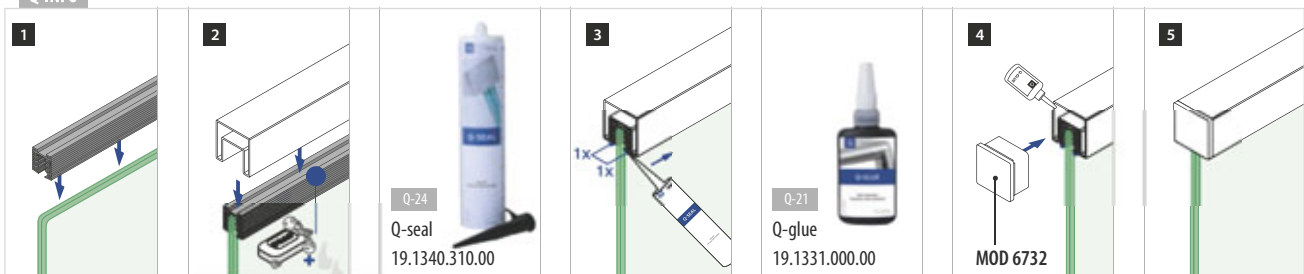


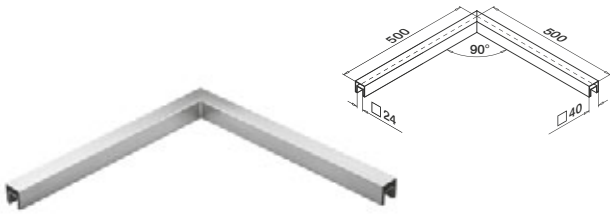
MOD 50 - □ 40 x 40 mm

Toebehoren			
	U	T	
19.5042.208.00	24	8 - 10,76	L = 2500 mm
19.5042.211.00	24	11,52 - 13,52	L = 2500 mm
19.5042.215.00	24	15	L = 2500 mm
19.5042.216.00	24	16,76 - 17,52	L = 2500 mm
19.5042.219.00	24	19	L = 2500 mm
19.5042.222.00	24	20,76 - 21,52	L = 2500 mm
19.5042.008.00	24	8 - 10,76	L = 5000 mm
19.5042.011.00	24	11,52 - 13,52	L = 5000 mm
19.5042.015.00	24	15	L = 5000 mm
19.5042.016.00	24	16,76 - 17,52	L = 5000 mm
19.5042.019.00	24	19	L = 5000 mm
19.5042.022.00	24	20,76 - 21,52	L = 5000 mm
19.5042.508.00	24	8 - 10,76	L = 25 m
19.5042.511.00	24	11,52 - 13,52	L = 25 m
19.5042.515.00	24	15	L = 25 m
19.5042.516.00	24	16,76 - 17,52	L = 25 m
19.5042.519.00	24	19	L = 25 m
19.5042.522.00	24	20,76 - 21,52	L = 25 m

U vindt de berekeningsbasis voor buizen, staven en U-profielen op www.q-railing.com/test-berekeningen

Q-INFO





MOD 6320

316		
OUTDOOR	□	
14.6320.040.12	40 x 40	1



MOD 6313

304		
INDOOR	□	
13.6313.040.12	40 x 40	2
316		
OUTDOOR	□	
14.6313.040.12	40 x 40	2



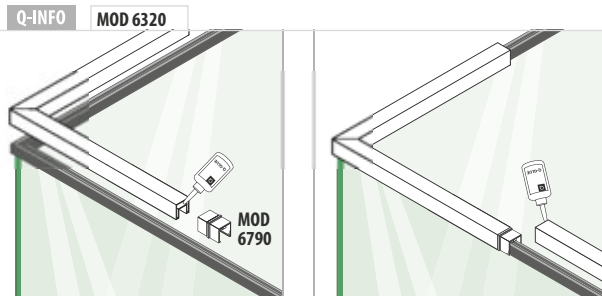
MOD 6302

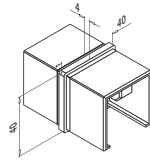
304			
INDOOR	□	H	
13.6302.040.12	40 x 40	30	2
316			
OUTDOOR	□	H	
14.6302.040.12	40 x 40	30	2



MOD 6312

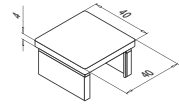
304			
INDOOR	□	H	
13.6312.040.12	40 x 40	30	2
316			
OUTDOOR	□	H	
14.6312.040.12	40 x 40	30	2





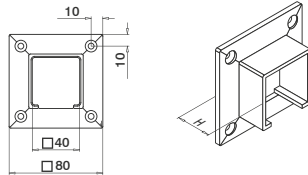
MOD 6790

304				
INDOOR	□			
13.6790.040.12	40 x 40			2
316				
OUTDOOR	□			
14.6790.040.12	40 x 40			2



MOD 6732

304				
INDOOR	□			
13.6732.040.12	40 x 40			2
316				
OUTDOOR	□			
14.6732.040.12	40 x 40			2



MOD 6505

304					
INDOOR	□	H			
13.6505.040.12	40 x 40	29	QS-7	455	2
316					
OUTDOOR	□	H			
14.6505.040.12	40 x 40	29	QS-50	455	2



Q-INFO



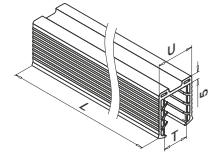
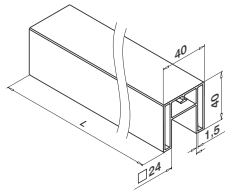

Q-23
Q-cleaner
19.0601.000.00

Q-INFO



Q-22
Q-ultra-clean
19.0610.000.00

EASY GLASS® - U-profielbuis, vierkant



MOD 6925 / 6920

Aluminium	Geborsteld aluminium	
OUTDOOR	<input type="checkbox"/>	
16.6920.040.18	40 x 40	L = 5000 mm
Aluminium	RVS look	
16.6920.040.09	40 x 40	L = 5000 mm
Aluminium	Onbewerkt	
INDOOR	<input type="checkbox"/>	
16.6920.040.00	40 x 40	L = 5000 mm



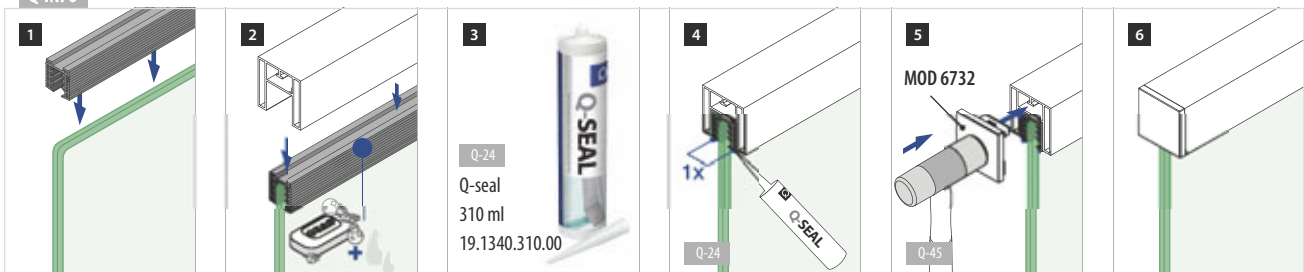
International Design Model Protection

MOD 50 - □ 40 x 40 mm

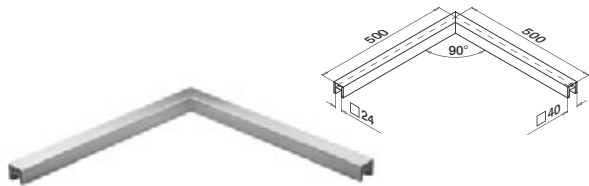
Toebehoren	U	T	
19.5042.208.00	24	8 - 10,76	L = 2500 mm
19.5042.211.00	24	11,52 - 13,52	L = 2500 mm
19.5042.215.00	24	15	L = 2500 mm
19.5042.216.00	24	16,76 - 17,52	L = 2500 mm
19.5042.219.00	24	19	L = 2500 mm
19.5042.222.00	24	20,76 - 21,52	L = 2500 mm
19.5042.008.00	24	8 - 10,76	L = 5000 mm
19.5042.011.00	24	11,52 - 13,52	L = 5000 mm
19.5042.015.00	24	15	L = 5000 mm
19.5042.016.00	24	16,76 - 17,52	L = 5000 mm
19.5042.019.00	24	19	L = 5000 mm
19.5042.022.00	24	20,76 - 21,52	L = 5000 mm
19.5042.508.00	24	8 - 10,76	L = 25 m
19.5042.511.00	24	11,52 - 13,52	L = 25 m
19.5042.515.00	24	15	L = 25 m
19.5042.516.00	24	16,76 - 17,52	L = 25 m
19.5042.519.00	24	19	L = 25 m
19.5042.522.00	24	20,76 - 21,52	L = 25 m

U vindt de berekeningsbasis voor buizen, staven en U-profielen op www.q-railing.com/test-berekeningen

Q-INFO

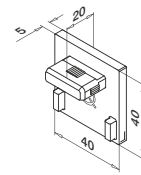


EASY GLASS® - Verbinders en eindstukken, vierkant



MOD 6320

Aluminium	Geborsteld aluminium		
OUTDOOR		<input type="checkbox"/>	
16.6320.040.18	40 x 40 x 1,5		1
Aluminium	RVS look		
16.6320.040.09	40 x 40 x 1,5		1
Aluminium	Onbewerkt		
INDOOR		<input type="checkbox"/>	
16.6320.040.00	40 x 40 x 1,5		1



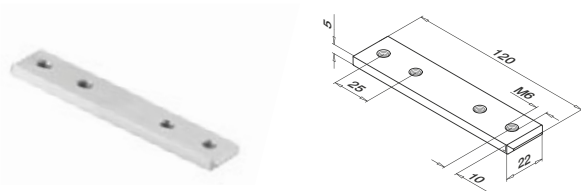
MOD 6732 - EASY HIT®

Aluminium	Geborsteld aluminium		
OUTDOOR		<input type="checkbox"/>	
16.6732.040.18	40 x 40		2
Aluminium	RVS look		
16.6732.040.09	40 x 40		2
Aluminium	Onbewerkt		
INDOOR		<input type="checkbox"/>	
16.6732.040.00	40 x 40		2



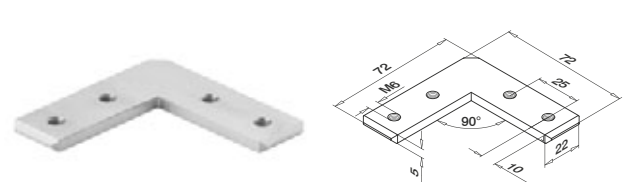
International Design
Model Protection

EASY GLASS® - Verbinders



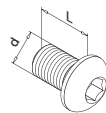
MOD 6790

Aluminium	Onbewerkt		
OUTDOOR			
16.6790.339.00	QS-261	455	2



MOD 6313

Aluminium	Onbewerkt		
OUTDOOR			
16.6313.339.00	QS-261	455	2



MOD 0511 - ISO7380

316					
OUTDOOR	QS	Q	d	L	
95.0511.608.14	QS-261	Q-4	M6	8	50




Q-INFO MOD 6925 / 6920 / 6320



Geborsteld aluminium



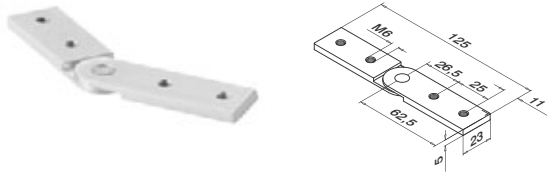
RVS look
Perfect passend bij onze RVS onderdelen



Onbewerkt

EASY GLASS® - Verbinders

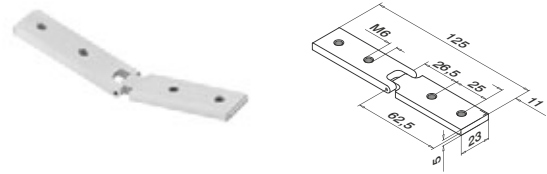
Horizontaal



MOD 6791

Aluminium	Onbewerkt		
OUTDOOR			
16.6791.000.00	QS-261	455	2

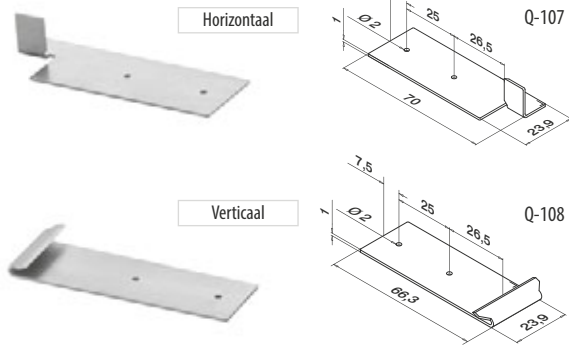
Verticaal



MOD 6792

Aluminium	Onbewerkt		
OUTDOOR			
16.6792.000.00	QS-261	455	2

Boorsjabloon, set



MOD 6980

Toebehoren	Q		
19.6980.000.00	Q-107 / Q-108		1

International Design Model Protection

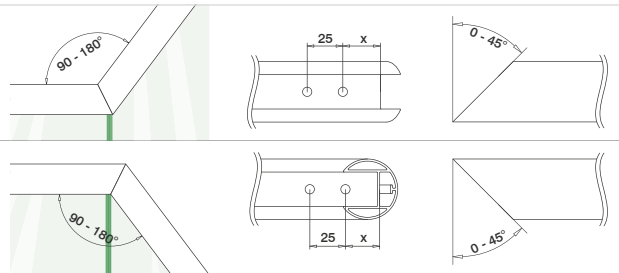
Q-INFO MOD 6792

OPGAAND

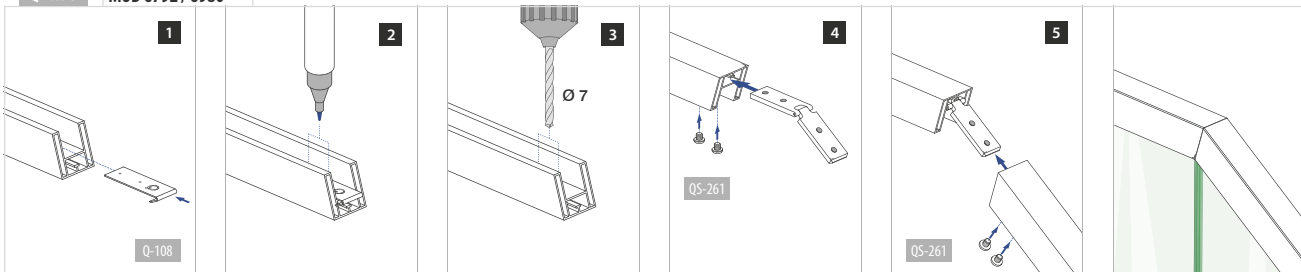
Zaaghoek	45°	40°	35°	30°	25°	20°	15°	10°	5°	0°
Buitenhoek	90°	100°	110°	120°	130°	140°	150°	160°	170°	180°
Afstand tot hoek	30,5	30,0	29,5	29,0	28,5	28,0	27,5	27,0	27,0	26,5

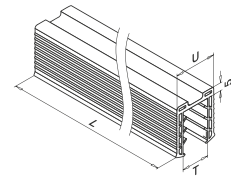
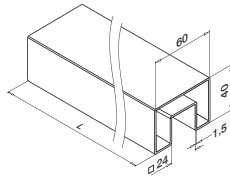
NEERGAAND

Zaaghoek	0°	5°	10°	15°	20°	25°	30°	35°	40°	45°
Binnenhoek	180°	170°	160°	150°	140°	130°	120°	110°	100°	90°
Afstand tot hoek	26,5	26,5	26,0	26,0	25,5	25,5	25,0	24,5	24,5	24,0



Q-INFO MOD 6792 / 6980





MOD 6925 / 6920

304		
INDOOR	□	☐
13.6920.640.12	60 x 40	L = 5000 mm
316		
OUTDOOR	□	☐
14.6920.640.12	60 x 40	L = 5000 mm

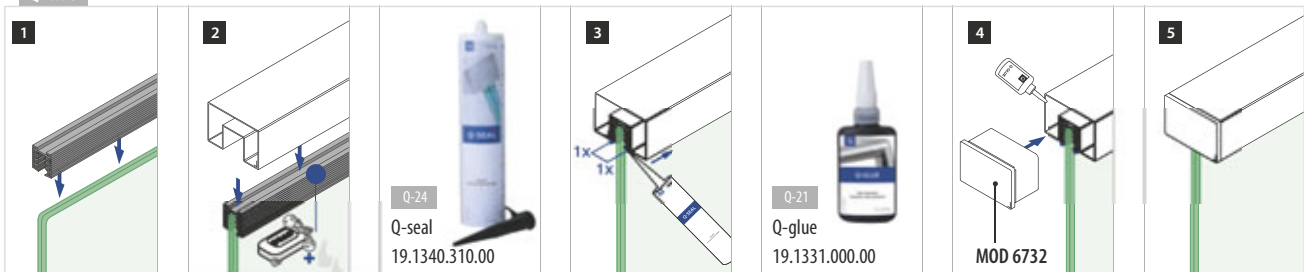


MOD 50 - □ 60 x 40 mm

Toebehoren			
	U	T	☐
19.5042.208.00	24	8 - 10,76	L = 2500 mm
19.5042.211.00	24	11,52 - 13,52	L = 2500 mm
19.5042.215.00	24	15	L = 2500 mm
19.5042.216.00	24	16,76 - 17,52	L = 2500 mm
19.5042.219.00	24	19	L = 2500 mm
19.5042.222.00	24	20,76 - 21,52	L = 2500 mm
19.5042.008.00	24	8 - 10,76	L = 5000 mm
19.5042.011.00	24	11,52 - 13,52	L = 5000 mm
19.5042.015.00	24	15	L = 5000 mm
19.5042.016.00	24	16,76 - 17,52	L = 5000 mm
19.5042.019.00	24	19	L = 5000 mm
19.5042.022.00	24	20,76 - 21,52	L = 5000 mm
19.5042.508.00	24	8 - 10,76	L = 25 m
19.5042.511.00	24	11,52 - 13,52	L = 25 m
19.5042.515.00	24	15	L = 25 m
19.5042.516.00	24	16,76 - 17,52	L = 25 m
19.5042.519.00	24	19	L = 25 m
19.5042.522.00	24	20,76 - 21,52	L = 25 m

U vindt de berekeningsbasis voor buizen, staven en U-profielen op www.q-railing.com/test-berekeningen

Q-INFO






MOD 6302

304			
INDOOR	□	H	
13.6302.640.12	60 x 40	30	2
316			
OUTDOOR	□	H	
14.6302.640.12	60 x 40	30	2



MOD 6313

304			
INDOOR	□		
13.6313.640.12	60 x 40		2
316			
OUTDOOR	□		
14.6313.640.12	60 x 40		2



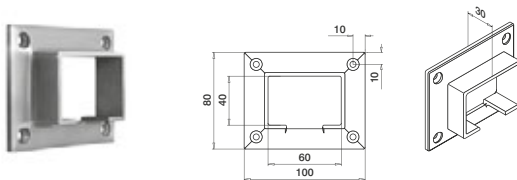
MOD 6790

304			
INDOOR	□		
13.6790.640.12	60 x 40		2
316			
OUTDOOR	□		
14.6790.640.12	60 x 40		2




MOD 6312

304			
INDOOR	□	H	
13.6312.640.12	60 x 40	30	2
316			
OUTDOOR	□	H	
14.6312.640.12	60 x 40	30	2



MOD 6505

304			
INDOOR	□		
13.6505.640.12	60 x 40	QS-7 455	2
316			
OUTDOOR	□		
14.6505.640.12	60 x 40	QS-50 455	2



MOD 6732

304			
INDOOR	□		
13.6732.640.12	60 x 40		2
316			
OUTDOOR	□		
14.6732.640.12	60 x 40		2



Q-INFO



Q-23
Q-cleaner
19.0601.000.00

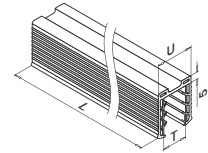
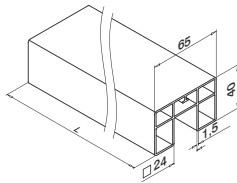

Q-INFO



Q-22
Q-ultra-clean
19.0610.000.00

EASY GLASS® - U-profielbuis, rechthoekig

16.6920.654.08 09 00

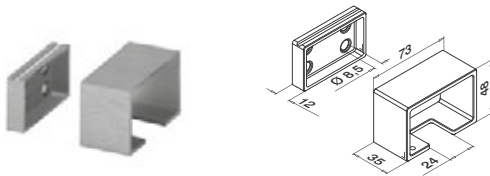


MOD 6920

Aluminium	Mat zilver-look		
OUTDOOR	□		
16.6920.654.08	65 x 40	L = 5000 mm	
Aluminium	RVS look		
OUTDOOR	□		
16.6920.654.09	65 x 40	L = 5000 mm	
Aluminium	Onbewerkt		
INDOOR	□		
16.6920.654.00	65 x 40	L = 5000 mm	



International Design Model Protection



MOD 6505

Aluminium	RVS look		
OUTDOOR	□		
16.6505.654.09	65 x 40	QS-55 458 / QS-20 456	2



International Design Model Protection

MOD 50 - □ 65 x 40 mm

Toebehoren	U	T	
19.5042.208.00	24	8 - 10,76	L = 2500 mm
19.5042.211.00	24	11,52 - 13,52	L = 2500 mm
19.5042.215.00	24	15	L = 2500 mm
19.5042.216.00	24	16,76 - 17,52	L = 2500 mm
19.5042.219.00	24	19	L = 2500 mm
19.5042.222.00	24	20,76 - 21,52	L = 2500 mm
19.5042.008.00	24	8 - 10,76	L = 5000 mm
19.5042.011.00	24	11,52 - 13,52	L = 5000 mm
19.5042.015.00	24	15	L = 5000 mm
19.5042.016.00	24	16,76 - 17,52	L = 5000 mm
19.5042.019.00	24	19	L = 5000 mm
19.5042.022.00	24	20,76 - 21,52	L = 5000 mm
19.5042.508.00	24	8 - 10,76	L = 25 m
19.5042.511.00	24	11,52 - 13,52	L = 25 m
19.5042.515.00	24	15	L = 25 m
19.5042.516.00	24	16,76 - 17,52	L = 25 m
19.5042.519.00	24	19	L = 25 m
19.5042.522.00	24	20,76 - 21,52	L = 25 m

Zie pagina 103-105 voor Easy Glass® Hybrid U-profielen

Zie pagina 194 voor Q-lights Linear Light U-profielen


Q-INFO



08 Mat zilver-look



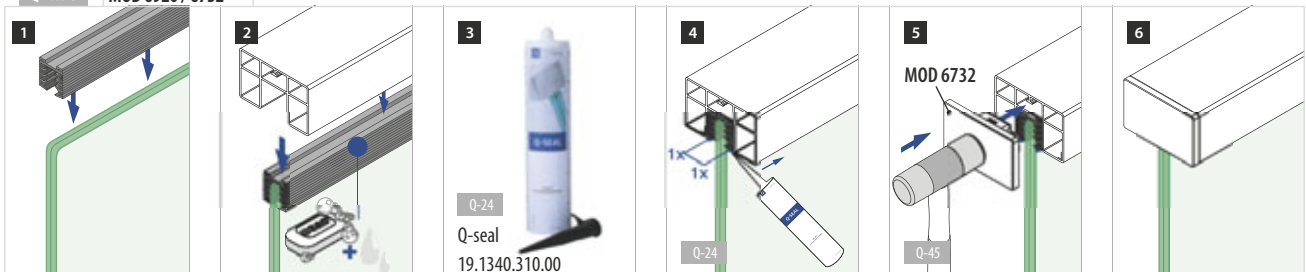
09 RVS look
Perfect passend bij onze RVS onderdelen



00 Onbewerkt

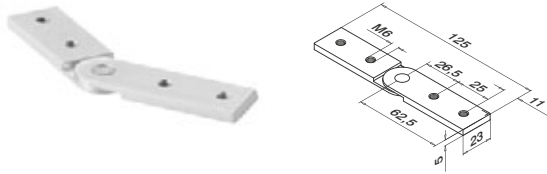
U vindt de berekeningsbasis voor buizen, staven en U-profielen op www.q-railing.com/ test-berekeningen

Q-INFO MOD 6920 / 6732



EASY GLASS® - Verbinders en eindstukken, rechthoekig

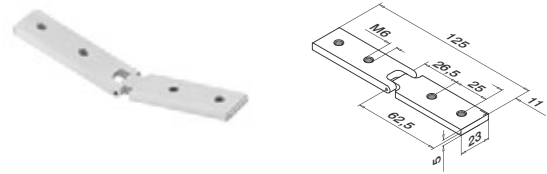
Horizontaal



MOD 6791

Aluminium	Onbewerkt	
OUTDOOR		
16.6791.000.00	QS-261 455	2

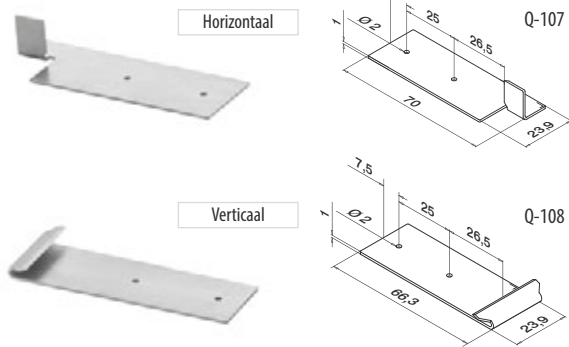
Verticaal



MOD 6792

Aluminium	Onbewerkt	
OUTDOOR		
16.6792.000.00	QS-261 455	2

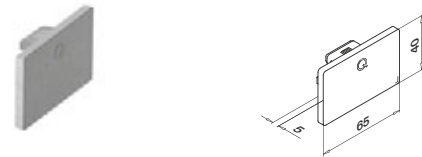
Boorsjabloon, set



MOD 6980

Toebehoren	Q	
19.6980.000.00	Q-107 / Q-108	1

International Design Model Protection



MOD 6732 - EASY HIT®

Aluminium	Mat zilver-look	
OUTDOOR		
16.6732.654.08		2
Aluminium	RVS look	
OUTDOOR		
16.6732.654.09		2
Aluminium	Onbewerkt	
INDOOR		
16.6732.654.00		2



International Design Model Protection

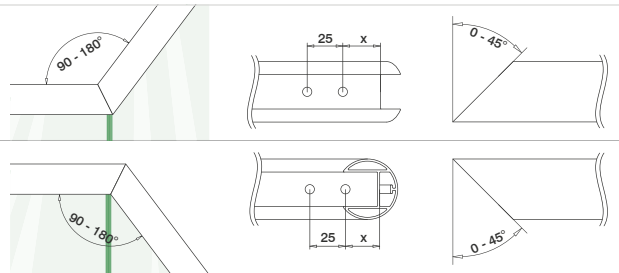
Q-INFO MOD 6792

OPGAAND

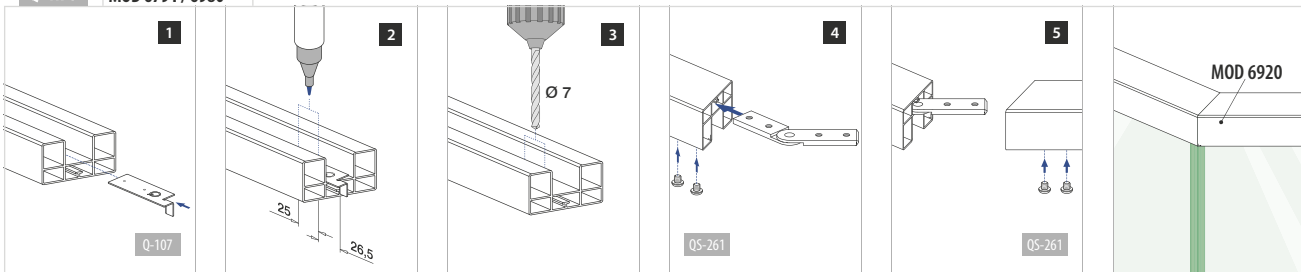
Zaaghoek	45°	40°	35°	30°	25°	20°	15°	10°	5°	0°
Buitenhoek	90°	100°	110°	120°	130°	140°	150°	160°	170°	180°
Afstand tot hoek	30,5	30,0	29,5	29,0	28,5	28,0	27,5	27,0	27,0	26,5

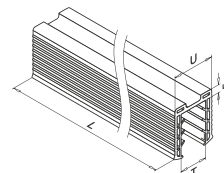
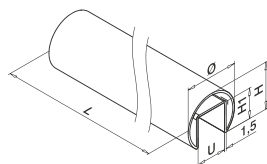
NEERGAAND

Zaaghoek	0°	5°	10°	15°	20°	25°	30°	35°	40°	45°
Binnenhoek	180°	170°	160°	150°	140°	130°	120°	110°	100°	90°
Afstand tot hoek	26,5	26,5	26,0	26,0	25,5	25,5	25,0	24,5	24,5	24,0



Q-INFO MOD 6791 / 6980



**MOD 6925 / 6920**

Ø 42,4 mm

304

INDOOR	Ø	U	H	H1	
13.6925.042.12	42,4	24	37	24	L = 2500 mm
13.6920.042.12	42,4	24	37	24	L = 5000 mm

316

OUTDOOR	Ø	U	H	H1	
14.6925.042.12	42,4	24	37	24	L = 2500 mm
14.6920.042.12	42,4	24	37	24	L = 5000 mm

Ø 48,3 mm

304

INDOOR	Ø	U	H	H1	
13.6925.048.12	48,3	27	42,6	30	L = 2500 mm
13.6920.048.12	48,3	27	42,6	30	L = 5000 mm

316

OUTDOOR	Ø	U	H	H1	
14.6925.048.12	48,3	27	42,6	30	L = 2500 mm
14.6920.048.12	48,3	27	42,6	30	L = 5000 mm

Ø 60,3 mm

304

INDOOR	Ø	U	H	H1	
13.6925.060.12	60,3	34	53	34	L = 2500 mm
13.6920.060.12	60,3	34	53	34	L = 5000 mm

316

OUTDOOR	Ø	U	H	H1	
14.6925.060.12	60,3	34	53	34	L = 2500 mm
14.6920.060.12	60,3	34	53	34	L = 5000 mm



PREFIX We kunnen dit artikel op basis van uw specificaties op maat zagen en in de juiste lengte en het juiste verstek leveren. Neem contact met ons op voor de details.

U vindt de berekeningsbasis voor buizen, staven en U-profielen op www.q-railing.com/test-berekeningen

MOD 50

Ø 42,4 mm

Toebehoren

	U	T	
19.5042.208.00	24	8 - 10,76	L = 2500 mm
19.5042.211.00	24	11,52 - 13,52	L = 2500 mm
19.5042.215.00	24	15	L = 2500 mm
19.5042.216.00	24	16,76 - 17,52	L = 2500 mm
19.5042.219.00	24	19	L = 2500 mm
19.5042.222.00	24	20,76 - 21,52	L = 2500 mm

19.5042.008.00	24	8 - 10,76	L = 5000 mm
19.5042.011.00	24	11,52 - 13,52	L = 5000 mm
19.5042.015.00	24	15	L = 5000 mm
19.5042.016.00	24	16,76 - 17,52	L = 5000 mm
19.5042.019.00	24	19	L = 5000 mm
19.5042.022.00	24	20,76 - 21,52	L = 5000 mm

19.5042.508.00	24	8 - 10,76	L = 25 m
19.5042.511.00	24	11,52 - 13,52	L = 25 m
19.5042.515.00	24	15	L = 25 m
19.5042.516.00	24	16,76 - 17,52	L = 25 m
19.5042.519.00	24	19	L = 25 m
19.5042.522.00	24	20,76 - 21,52	L = 25 m

Ø 48,3 mm

Toebehoren

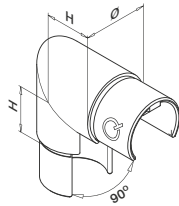
	U	T	
19.5048.008.00	27	8 - 10,76	L = 5000 mm
19.5048.011.00	27	11,52 - 13,52	L = 5000 mm
19.5048.015.00	27	15 - 17,52	L = 5000 mm
19.5048.019.00	27	19	L = 5000 mm
19.5048.022.00	27	20,76 - 21,52	L = 5000 mm
19.5048.024.00	27	24,76 - 25,52	L = 5000 mm

NEW

Ø 60,3 mm

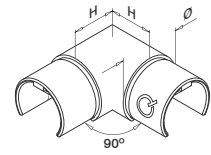
Toebehoren

	U	T	
19.5060.008.00	34	8 - 10,76	L = 5000 mm
19.5060.011.00	34	11,52 - 13,52	L = 5000 mm
19.5060.016.00	34	16,76 - 17,52	L = 5000 mm
19.5060.019.00	34	19	L = 5000 mm
19.5060.022.00	34	20,76 - 21,52	L = 5000 mm
19.5060.024.00	34	24,76 - 25,52	L = 5000 mm
19.5060.031.00	34	31,52	L = 5000 mm



MOD 6303

304			
INDOOR	Ø	H	
13.6303.042.12	42,4 x 1,5	30	2

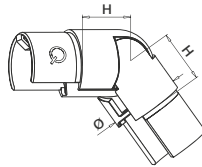


MOD 6313

304			
INDOOR	Ø	H	
13.6313.042.12	42,4 x 1,5	30	2
13.6313.048.12	48,3 x 1,5	35	2
13.6313.060.12	60,3 x 1,5	40	2
316			
OUTDOOR	Ø	H	
14.6313.042.12	42,4 x 1,5	30	2
14.6313.048.12	48,3 x 1,5	35	2
14.6313.060.12	60,3 x 1,5	40	2



25–55°
Neergaand

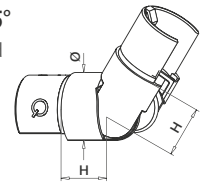


MOD 6302

304			
INDOOR	Ø	H	
13.6302.042.12	42,4 x 1,5	30	2
13.6302.048.12	48,3 x 1,5	35	2
13.6302.060.12	60,3 x 1,5	40	2
316			
OUTDOOR	Ø	H	
14.6302.042.12	42,4 x 1,5	30	2
14.6302.048.12	48,3 x 1,5	35	2
14.6302.060.12	60,3 x 1,5	40	2



25–55°
Opgaand



MOD 6312

304			
INDOOR	Ø	H	
13.6312.042.12	42,4 x 1,5	30	2
13.6312.048.12	48,3 x 1,5	35	2
13.6312.060.12	60,3 x 1,5	40	2
316			
OUTDOOR	Ø	H	
14.6312.042.12	42,4 x 1,5	30	2
14.6312.048.12	48,3 x 1,5	35	2
14.6312.060.12	60,3 x 1,5	40	2



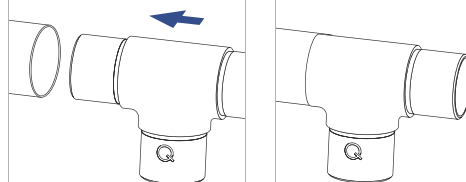
Q-INFO



Q-21
Q-glu
19.1331.000.00



Verbruik per verbinding ca. 1 ml



Q-INFO



Q-22
Q-ultra-clean
19.0610.000.00



MOD 6790

304			
INDOOR	Ø		
13.6790.042.12	42,4 x 1,5		2
13.6790.048.12	48,3 x 1,5		2
13.6790.060.12	60,3 x 1,5		2

316			
OUTDOOR	Ø		
14.6790.042.12	42,4 x 1,5		2
14.6790.048.12	48,3 x 1,5		2



International Design
Model Protection



MOD 6792 - EASY HIT®

304				Onbewerkt
INDOOR	Ø			
13.6792.042.00	voor 42,4 x 1,5			2
13.6792.048.00	voor 48,3 x 1,5			2
13.6792.060.00	voor 60,3 x 1,5			2

316				Onbewerkt
OUTDOOR	Ø			
14.6792.042.00	voor 42,4 x 1,5			2
14.6792.048.00	voor 48,3 x 1,5			2
14.6792.060.00	voor 60,3 x 1,5			2



MOD 6793

316			
OUTDOOR	Ø1	Ø2	
14.6793.242.12	voor 42,4 x 2,0	voor 42,4 x 1,5	2



International Design
Model Protection

Q-INFO **MOD 6792**



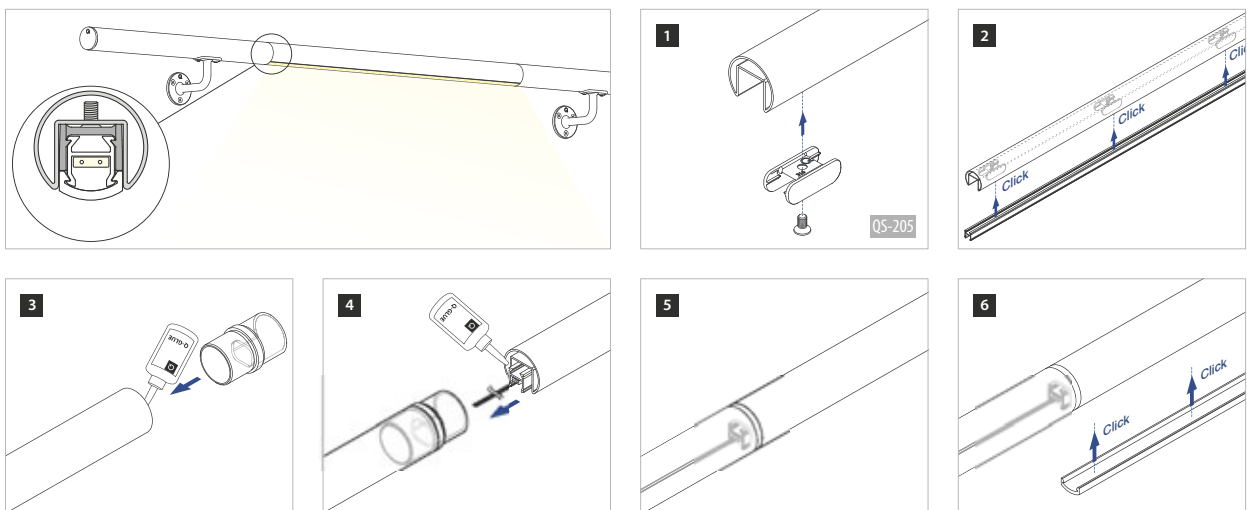
Q-21
Q-glue
19.1331.000.00

Q-INFO

EASY HIT®



Q-INFO **MOD 6793**



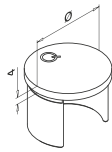


MOD 6738

304			
INDOOR	Ø	L	
13.6738.042.12	42,4 x 1,5	60	2
13.6738.048.12	48,3 x 1,5	65	2
316			
OUTDOOR	Ø	L	
14.6738.042.12	42,4 x 1,5	60	2

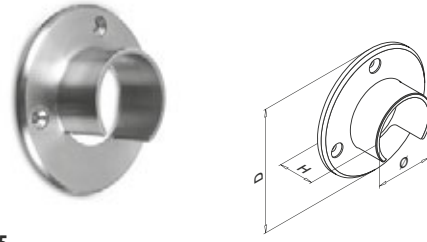


International Design
Model Protection



MOD 6732

304		
INDOOR	Ø	
13.6732.042.12	42,4 x 1,5	2
13.6732.048.12	48,3 x 1,5	2
13.6732.060.12	60,3 x 1,5	2
316		
OUTDOOR	Ø	
14.6732.042.12	42,4 x 1,5	2
14.6732.048.12	48,3 x 1,5	2
14.6732.060.12	60,3 x 1,5	2

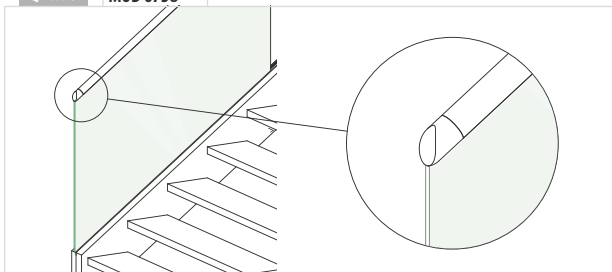


MOD 6505

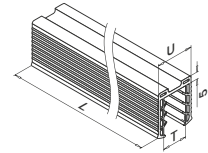
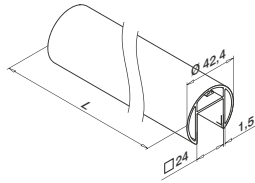
304						
INDOOR	Ø	D	H			
13.6505.042.12	42,4	90	30	QS-5	455 2	
13.6505.048.12	48,3	95	35	QS-5	455 2	
13.6505.060.12	60,3	107	35	QS-5	455 2	
316						
OUTDOOR	Ø	D	H			
14.6505.042.12	42,4	90	30	QS-6	455 2	
14.6505.048.12	48,3	95	35	QS-6	455 2	
14.6505.060.12	60,3	107	35	QS-6	455 2	



Q-INFO MOD 6738



EASY GLASS® - U-profielbuis, rond



MOD 6925 / 6920

Aluminium	Geborsteld aluminium	
OUTDOOR	Ø	
16.6925.042.18	42,4	L = 2500 mm
16.6920.042.18	42,4	L = 5000 mm
Aluminium	RVS look	
OUTDOOR	Ø	
16.6920.042.09	42,4	L = 5000 mm
Aluminium	Onbewerkt	
INDOOR	Ø	
16.6920.042.00	42,4	L = 5000 mm



International Design
Model Protection

MOD 50

Ø 42,4 mm

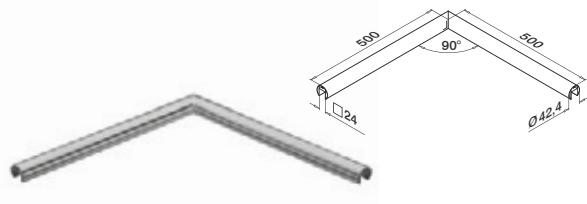
	Toebehoren		
	U	T	
19.5042.208.00	24	8 - 10,76	L = 2500 mm
19.5042.211.00	24	11,52 - 13,52	L = 2500 mm
19.5042.215.00	24	15	L = 2500 mm
19.5042.216.00	24	16,76 - 17,52	L = 2500 mm
19.5042.219.00	24	19	L = 2500 mm
19.5042.222.00	24	20,76 - 21,52	L = 2500 mm
19.5042.008.00	24	8 - 10,76	L = 5000 mm
19.5042.011.00	24	11,52 - 13,52	L = 5000 mm
19.5042.015.00	24	15	L = 5000 mm
19.5042.016.00	24	16,76 - 17,52	L = 5000 mm
19.5042.019.00	24	19	L = 5000 mm
19.5042.022.00	24	20,76 - 21,52	L = 5000 mm
19.5042.508.00	24	8 - 10,76	L = 25 m
19.5042.511.00	24	11,52 - 13,52	L = 25 m
19.5042.515.00	24	15	L = 25 m
19.5042.516.00	24	16,76 - 17,52	L = 25 m
19.5042.519.00	24	19	L = 25 m
19.5042.522.00	24	20,76 - 21,52	L = 25 m

U vindt de berekeningsbasis voor buizen, staven en U-profielen op www.q-railing.com/test-berekeningen

Q-INFO MOD 6920 / 6925 / 6732

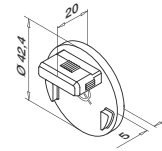


EASY GLASS® - Verbinders en eindstukken, rond



MOD 6320

Aluminium	Geborsteld aluminium	
OUTDOOR	Ø	
16.6320.042.18	42,4 x 1,5	1
Aluminium	Onbewerkt	
INDOOR	Ø	
16.6320.042.00	42,4 x 1,5	1



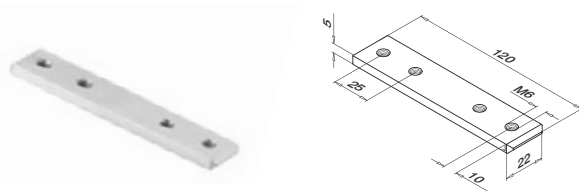
MOD 6732 - EASY HIT®

Aluminium	Geborsteld aluminium	
OUTDOOR	Ø	
16.6732.042.18	42,4 x 1,5	2
Aluminium	RVS look	
OUTDOOR	Ø	
16.6732.042.09	42,4 x 1,5	2
Aluminium	Onbewerkt	
INDOOR	Ø	
16.6732.042.00	42,4 x 1,5	2



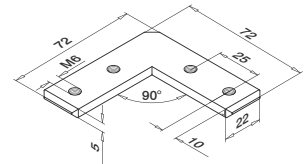
International Design
Model Protection

EASY GLASS® - Verbinders



MOD 6790

Aluminium	Onbewerkt	
OUTDOOR		
16.6790.339.00	QS-261 455	2



MOD 6313

Aluminium	Onbewerkt	
OUTDOOR		
16.6313.339.00	QS-261 455	2


Q-INFO MOD 6925 / 6920 / 6320 / 6732



18 Geborsteld aluminium



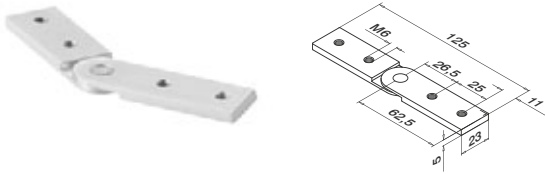
09 RVS look
Perfect passend bij onze RVS onderdelen



00 Onbewerkt

EASY GLASS® - Verbinders


Horizontaal



MOD 6791

Aluminium	Onbewerkt	
OUTDOOR		
16.6791.000.00	QS-261	455
		2

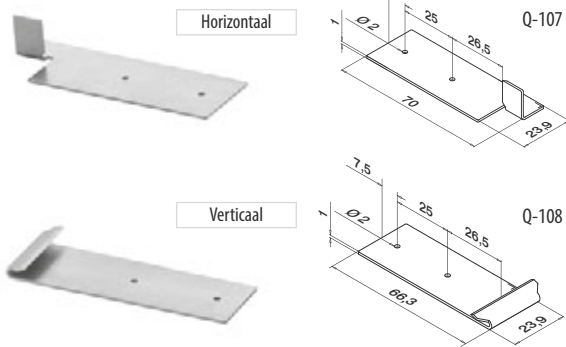
Verticaal



MOD 6792

Aluminium	Onbewerkt	
OUTDOOR		
16.6792.000.00	QS-261	455
		2

Boorsjabloon, set



MOD 6980

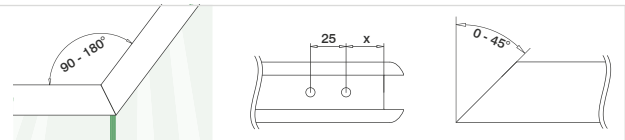
Toebehoren	Q	
19.6980.000.00	Q-107 / Q-108	
		1

International Design Model Protection

Q-INFO **MOD 6792**

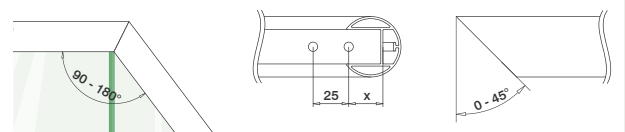
OPGAAND

Zaaghoek	45°	40°	35°	30°	25°	20°	15°	10°	5°	0°
Buitenhoek	90°	100°	110°	120°	130°	140°	150°	160°	170°	180°
Afstand tot hoek	30,5	30,0	29,5	29,0	28,5	28,0	27,5	27,0	27,0	26,5

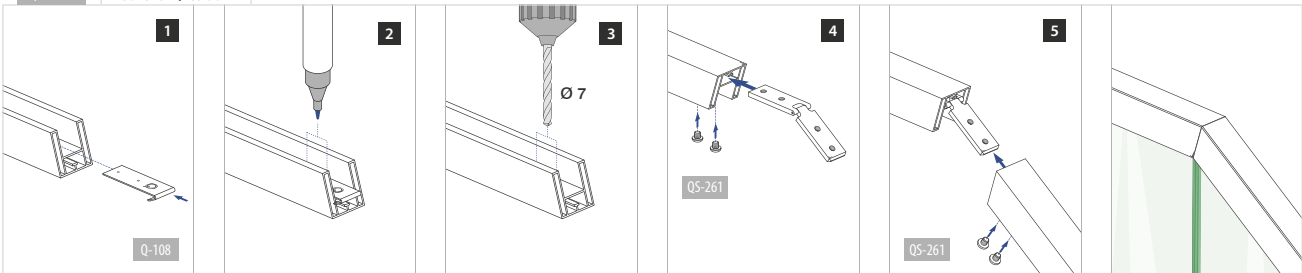


NEERGAAND

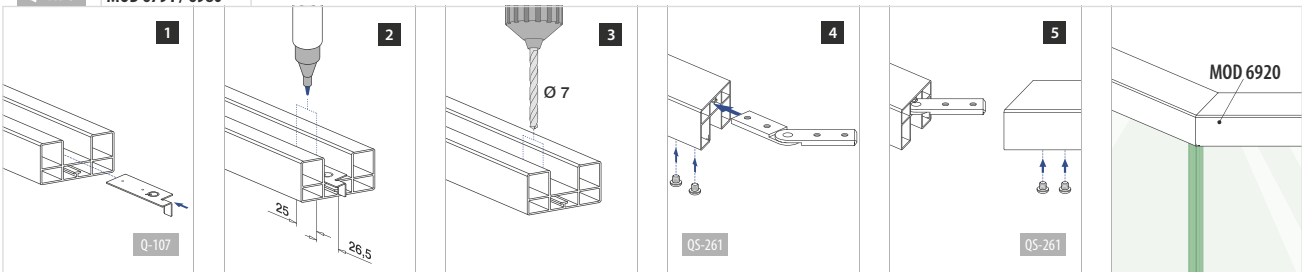
Zaaghoek	0°	5°	10°	15°	20°	25°	30°	35°	40°	45°
Binnenhoek	180°	170°	160°	150°	140°	130°	120°	110°	100°	90°
Afstand tot hoek	26,5	26,5	26,0	26,0	25,5	25,5	25,0	24,5	24,5	24,0

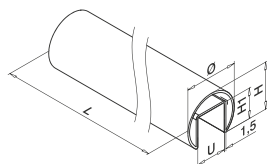


Q-INFO **MOD 6792 / 6980**



Q-INFO **MOD 6791 / 6980**

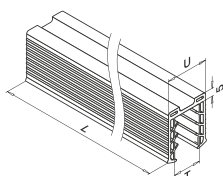




MOD 6920

Ø 42,4 mm

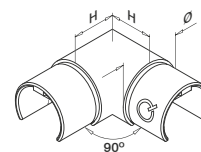
304					
INDOOR	Ø	U	H	H1	
13.6920.042.10	42,4	24	37	24	L = 5000 mm
316					
OUTDOOR	Ø	U	H	H1	
14.6920.042.10	42,4	24	37	24	L = 5000 mm



MOD 50

Ø 42,4 mm

Toebehoren			
	U	T	
19.5042.008.00	24	8 - 10,76	L = 5000 mm
19.5042.011.00	24	11,52 - 13,52	L = 5000 mm
19.5042.015.00	24	15	L = 5000 mm
19.5042.016.00	24	16,76 - 17,52	L = 5000 mm
19.5042.019.00	24	19	L = 5000 mm
19.5042.022.00	24	20,76 - 21,52	L = 5000 mm
19.5042.508.00	24	8 - 10,76	L = 25 m
19.5042.511.00	24	11,52 - 13,52	L = 25 m
19.5042.515.00	24	15	L = 25 m
19.5042.516.00	24	16,76 - 17,52	L = 25 m
19.5042.519.00	24	19	L = 25 m
19.5042.522.00	24	20,76 - 21,52	L = 25 m

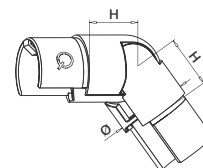


MOD 6313

304			
INDOOR	Ø	H	
13.6313.042.10	42,4 x 1,5	30	2
316			
OUTDOOR	Ø	H	
14.6313.042.10	42,4 x 1,5	30	2



25–55°
Neergaand

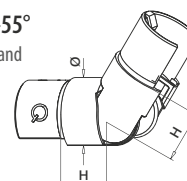


MOD 6302

304			
INDOOR	Ø	H	
13.6302.042.10	42,4 x 1,5	30	2
316			
OUTDOOR	Ø	H	
14.6302.042.10	42,4 x 1,5	30	2



25–55°
Opgaand



MOD 6312

304			
INDOOR	Ø	H	
13.6312.042.10	42,4 x 1,5	30	2
316			
OUTDOOR	Ø	H	
14.6312.042.10	42,4 x 1,5	30	2



U vindt de berekeningsbasis voor buizen, staven en U-profielen op www.q-railing.com/test-berekeningen

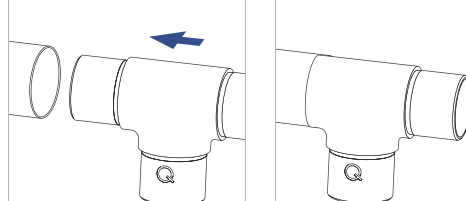
Q-INFO



Q-21
Q-glue
19.1331.000.00



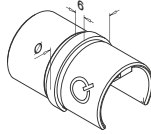
Verbruik per verbinding ca. 1 ml



Q-INFO

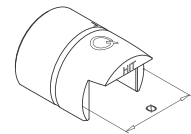


Q-23
Q-cleaner
19.0601.000.00



MOD 6790

304			
INDOOR	Ø		
13.6790.042.10	42,4 x 1,5		2
316			
OUTDOOR	Ø		
14.6790.042.10	42,4 x 1,5		2

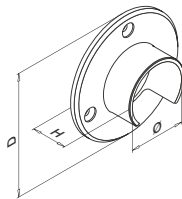


MOD 6792 - EASY HIT®

304				Onbewerkt
INDOOR	Ø			
13.6792.042.00	voor 42,4 x 1,5		2	
316				Onbewerkt
OUTDOOR	Ø			
14.6792.042.00	voor 42,4 x 1,5		2	

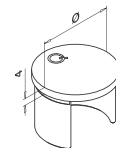


International Design
Model Protection



MOD 6505

304						
INDOOR	Ø	D	H			
13.6505.042.10	42,4	90	30	Q5-5	455	2
316						
OUTDOOR	Ø	D	H			
14.6505.042.10	42,4	90	30	Q5-6	455	2

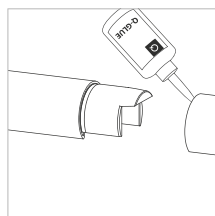
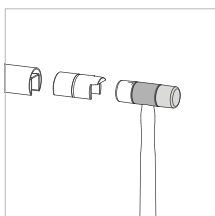


MOD 6732

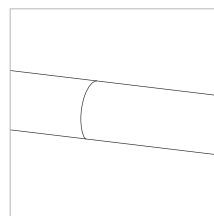
304		
INDOOR	Ø	
13.6732.042.10	42,4 x 1,5	2
316		
OUTDOOR	Ø	
14.6732.042.10	42,4 x 1,5	2



Q-INFO MOD 6792



Q-21
Q-glue
19.1331.000.00



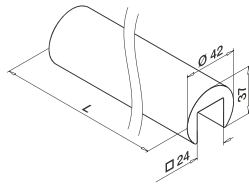
Q-INFO



Q-22
Q-ultra-clean
19.0610.000.00

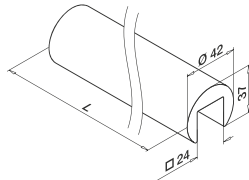
HOUT

**EASY GLASS® -
U-profielen, rond**



MOD 6925 - Beuken, gelakt

Hout			
INDOOR	Ø		
20.6925.042.40	42,0		L = 2500 mm



MOD 6925 - Eiken, gelakt

Hout			
INDOOR	Ø		
20.6925.042.43	42,0		L = 2500 mm

Hout is een natuurproduct. Kleuren kunnen afwijken.

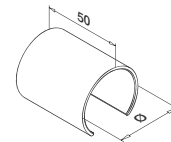
GESLEPEN

**EASY GLASS® -
Verbinders en eindstukken, rond**



MOD 6729

304			
INDOOR	Ø		
20.6729.042.12	42,0		QS-49 455 2



MOD 6790

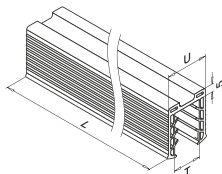
304			
INDOOR	Ø		
20.6790.042.12	42,0		QS-49 455 2



Montagegereedschap

MOD 0710

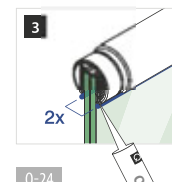
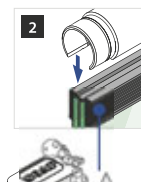
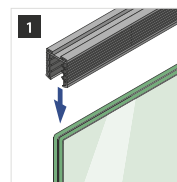
Toebehoren			
	Q		
19.0710.042.12	Q-20		1



MOD 50 - Ø 42,4 mm

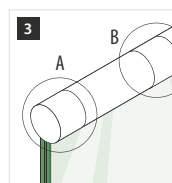
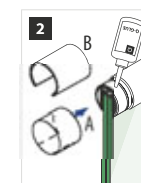
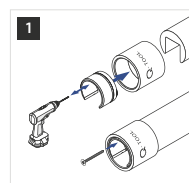
Toebehoren	U	T	
19.5042.208.00	24	8 - 10,76	L = 2500 mm
19.5042.211.00	24	11,52 - 13,52	L = 2500 mm
19.5042.215.00	24	15	L = 2500 mm
19.5042.216.00	24	16,76 - 17,52	L = 2500 mm
19.5042.219.00	24	19	L = 2500 mm
19.5042.222.00	24	20,76 - 21,52	L = 2500 mm
19.5042.008.00	24	8 - 10,76	L = 5000 mm
19.5042.011.00	24	11,52 - 13,52	L = 5000 mm
19.5042.015.00	24	15	L = 5000 mm
19.5042.016.00	24	16,76 - 17,52	L = 5000 mm
19.5042.019.00	24	19	L = 5000 mm
19.5042.022.00	24	20,76 - 21,52	L = 5000 mm
19.5042.508.00	24	8 - 10,76	L = 25 m
19.5042.511.00	24	11,52 - 13,52	L = 25 m
19.5042.515.00	24	15	L = 25 m
19.5042.516.00	24	16,76 - 17,52	L = 25 m
19.5042.519.00	24	19	L = 25 m
19.5042.522.00	24	20,76 - 21,52	L = 25 m

Q-INFO MOD 6925



Q-24
Q-seal, 310 ml
19.1340.310.00

Q-INFO MOD 6790 / 6729



QS-49 Q-20

Q-21 Q-glue, 50 ml
19.1331.000.00



Q-LIGHTS

VOOR EEN VERLICHTE
GLASRAILING

Q-lights Linear Light voor U-profielbuizen

194



Q-lights Linear Light voor vloerprofielen

196

Geef uw railingproject extra sfeer en veiligheid mee. Voeg een lineaire lichtstroom toe.

Breng licht in een ruimte en u verandert de sfeer letterlijk met één druk op de knop. En hoe mooi en kostenefficiënt is het dan om de lichtbron als LED systeem in een trapleuning of balustrade te kunnen integreren?

- Lineaire LED verlichting in U-profielbuis, handrailingen en vloerprofielen
- LED strips voor warm/koud wit licht (24 V, IP20 indoor en IP66 outdoor)
- Dimbare LED strips
- Geïntegreerde bedrading, geen kabels zichtbaar
- Vandalismebestendig (IK10)
- Te combineren met nagenoeg alle Q-railing systemen

Q-lights Linear Light voor handrailingen

198

Q-LIGHTS VARIANTEN

Linear Light

Linear Light voor U-profielbuis

- Plaats LED strips in handrailingen voor of achter het glas
- Heldere of matte kunststof profielen
- Speciale adapters om LED U-profielbuis op handrailingsteunen te monteren

Linear Light voor handrailing

- Handrailingsteunen met kabeldoorvoer
- Heldere of matte kunststof afdekprofielen

Linear Light voor vloerprofielen

- Bekleding voor Easy Glass® Pro topmontage
- RVS look

Q-LIGHTS - Linear Light - LED strips - Indoor



MOD 0060

		Wit			
INDOOR	K	W	Φ (lm/m)		
41.0060.027.00	2700	12	280	L = 6000	
41.0060.065.00	6500	12	310	L = 6000	




MOD 0061

		Wit			
INDOOR	K	W	Φ (lm/m)		
41.0061.027.00	2700	23	620	L = 5000	
41.0061.065.00	6500	23	690	L = 5000	




Q-LIGHTS - Linear Light - LED strips - Outdoor



MOD 0062

		Wit			
OUTDOOR	K	W	Φ (lm/m)		
41.0062.030.00	3000	12	280	L = 6000	
41.0062.065.00	6500	12	295	L = 6000	

NEW



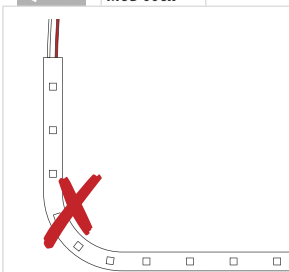
MOD 0063

		Wit			
OUTDOOR	K	W	Φ (lm/m)		
41.0063.030.00	3000	23	620	L = 5000	
41.0063.065.00	6500	23	655	L = 5000	

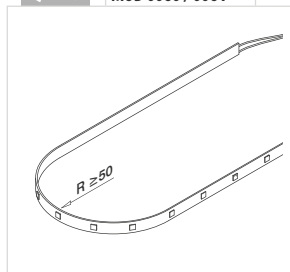
NEW



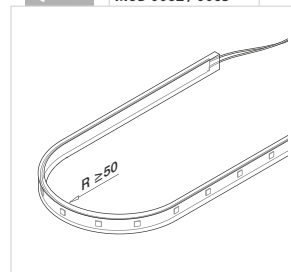
Q-INFO MOD 006x



Q-INFO MOD 0060 / 0061



Q-INFO MOD 0062 / 0063



Q-INFO

GEÏNTEGREERD LED-VERLICHTINGSSYSTEEM

- Alle strips zijn bekabeld aan één zijde. Gebruik een aansluitkabel (pagina 191) voor verdere aansluitingen.
- Elke LED strip kan met een schaar tot de gewenste afmeting worden ingekort.
- LED strips kunnen ingekort en aangesloten worden via een verbindingstuk (pag. 193).
- Alle modellen zijn geschikt voor het aansluiten op LED strip aansluitkabels in Linear Light U-profielbuizen en Linear Light handrailingen (pagina 194-202).
- Wanneer u de LED verlichtingsstrips via verbindingstukken met elkaar verbindt, mag de totale lengte niet langer zijn dan de oorspronkelijke lengte van de strip!

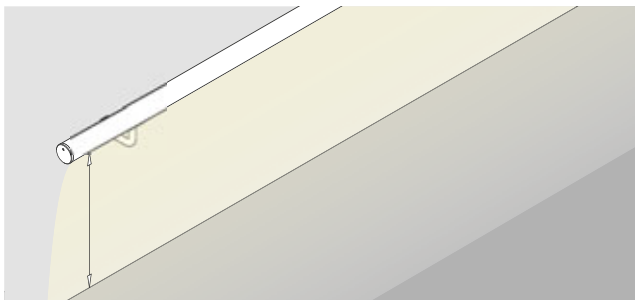
Q-INFO

Technische specificaties Q-lights Linear Light LED strips

LED strips	IP	V	W	W/m	K	Colour	lm	lm/m		LED/m	L (mm)	L _{min} (mm)		
41.0060.027.00	20	24	12	2	2700	warm wit	1680	280	120	70	6000	100		35.000 h
41.0060.065.00	20	24	12	2	6500	koud wit	1860	310	120	70	6000	100		35.000 h
41.0061.027.00	20	24	23	4,6	2700	warm wit	3100	620	120	70	5000	100		35.000 h
41.0061.065.00	20	24	23	4,6	6500	koud wit	3450	690	120	70	5000	100		35.000 h
41.0062.030.00	66	24	12	2	3000	warm wit	1680	280	120	70	6000	100		35.000 h
41.0062.065.00	66	24	12	2	6500	koud wit	1770	295	120	70	6000	100		35.000 h
41.0063.030.00	66	24	23	4,6	3000	warm wit	3100	620	120	70	5000	100		35.000 h
41.0063.065.00	66	24	23	4,6	6500	koud wit	3275	655	120	70	5000	100		35.000 h

IP... Beschermingsgraad	W/m Nominaal wattage per meter	lm Lichtstroom	LED/m Aantal LED's per meter
V Nominale spanning	K Kleurtemperatuur	lm/m Lichtstroom per meter	Dimbaar
W Nominale vermogen	Colour Lichtkleur	Stralingshoek	Levensduur

Q-INFO



Lichtsterkte van handrailing op een vloer of trap

	Hoogte (mm) vanaf de afgewerkte vloer			
	900	1000	1100	1200
41.0060.027.00	125 lx	106 lx	90 lx	78 lx
41.0060.065.00	144 lx	113 lx	94 lx	82 lx
41.0061.027.00	180 lx	158 lx	151 lx	119 lx
41.0061.065.00	223 lx	198 lx	190 lx	153 lx
41.0062.030.00	92 lx	78 lx	66 lx	60 lx
41.0062.065.00	101 lx	86 lx	78 lx	69 lx
41.0063.030.00	152 lx	130 lx	115 lx	92 lx
41.0063.065.00	150 lx	121 lx	107 lx	88 lx

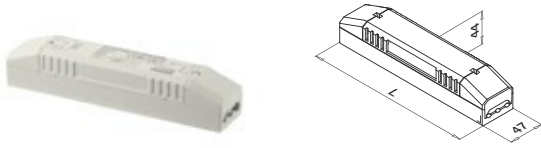
Ter vergelijking

Direct zonlicht	= 100.000 lx	Licht van een straatlantaarn	= 10 lx
Een bewolkte dag	= 1.000 lx	Kaarslicht op circa 1 meter afstand	= 1 lx
Verlichting in een hal	= 100 lx		

De genoemde waarden zijn indicatief.
Wij raden u aan om het systeem samen met een lichtconsultant of elektricien exact op uw project en de parameters ter plaatse af te stemmen.

Transformator 24V

voor Q-lights Linear Light IP20
220...240V~




MOD 0014

INDOOR	P	L	
19.0014.000.00	75W	220	1



Transformator 24V

voor Q-lights Linear Light IP67
220...240V~

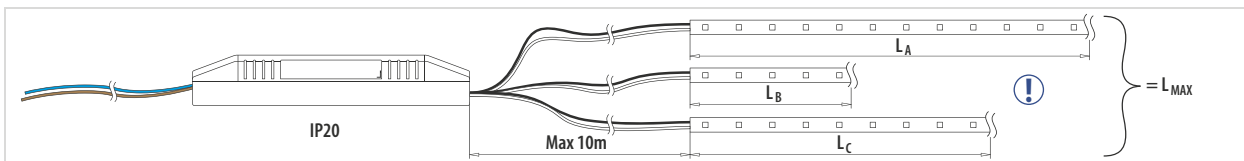


MOD 0015

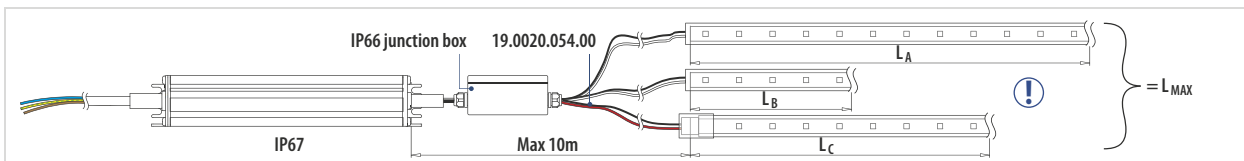
OUTDOOR	P	W	H	
19.0015.080.00	80W	50	34	1
19.0015.120.00	120W	60	39	1



Q-INFO



Transformator	Vermogen	De maximaal toegestane striplengte per transformator (L_{MAX})		
		Lager lm/m, normaal vermogen	Hoger lm/m, hoog vermogen	
		MOD 60 / 62	MOD 61 / 63	
19.0014.000.00	IP 20 – 75W	3x wit	37,50 m	16,30 m




Transformator	Vermogen	De maximaal toegestane striplengte per transformator (L_{MAX})		
		Lager lm/m, normaal vermogen	Hoger lm/m, hoog vermogen	
		MOD 60 / 62	MOD 61 / 63	
19.0015.080.00	IP 67 – 80W	1x wit	40,00 m	17,30 m
19.0015.120.00	IP 67 – 120W	1x wit	60,00 m	26,00 m

Q-LIGHTS - Linear Light - Aansluitbenodigheden - LED strip naar transformator



LED strip aansluitkabel
voor MOD 0060 / 0061




MOD 0020

INDOOR	L	
19.0020.000.00	500	1



LED strip aansluitkabel
voor MOD 0062 / 0063



MOD 0020

OUTDOOR	L	
19.0020.054.00	500	1



Q-LIGHTS - Linear Light - Aansluitbenodigheden - Kabel



Zwarte kabel

Zonder halogeen, 1 mm², 145°C,
voor 12V en 24V, ook geschikt voor
buitentoepassingen

MOD 0011

OUTDOOR	
19.0011.050.00	L = 100 m



Rode kabel

Zonder halogeen, 1 mm², 145°C,
voor 12V en 24V, ook geschikt voor
buitentoepassingen

MOD 0012

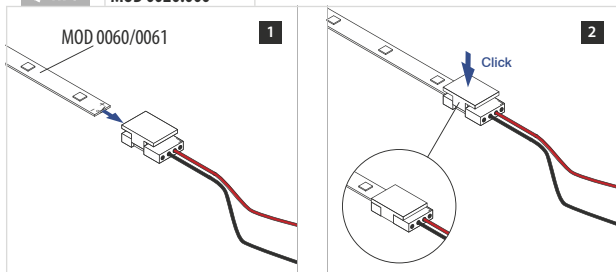
OUTDOOR	
19.0012.050.00	L = 100 m

Q-INFO

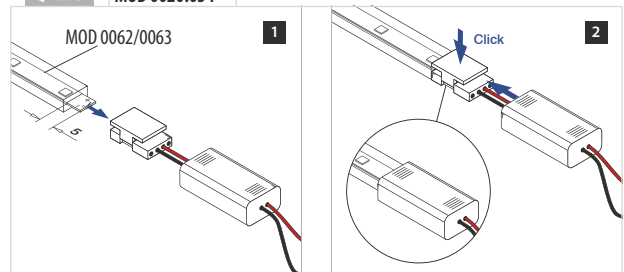
GEÏNTEGREERD
LED-VERLICHTINGSSYSTEEM

- Alle strips zijn bekabeld aan één zijde.
Gebruik een aansluitkabel voor verdere aansluitingen.

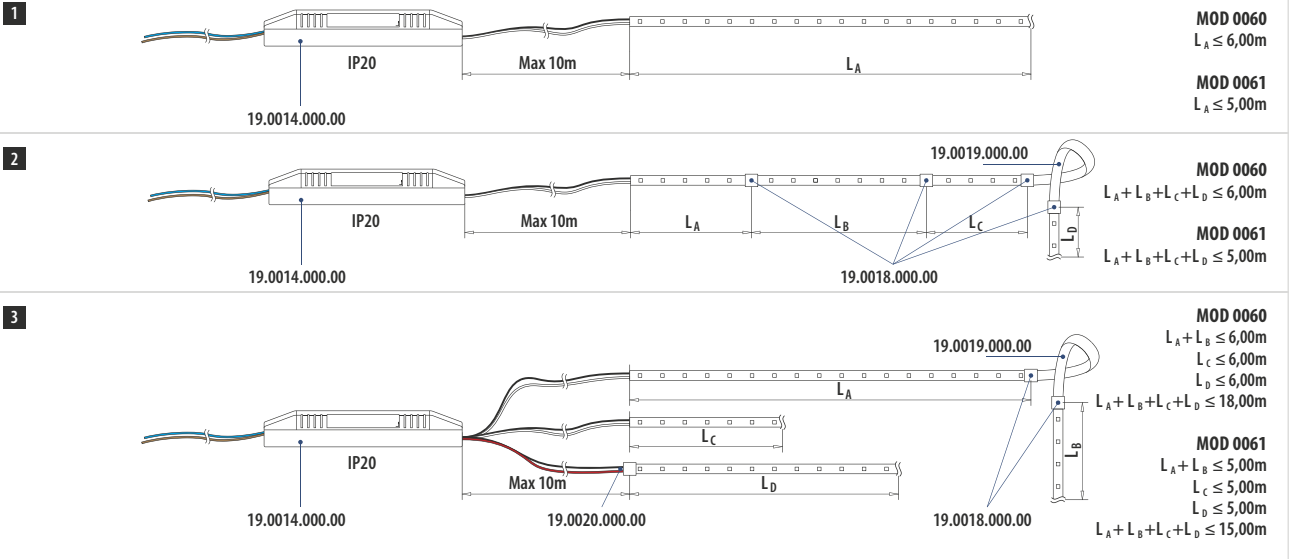
Q-INFO MOD 0020.000



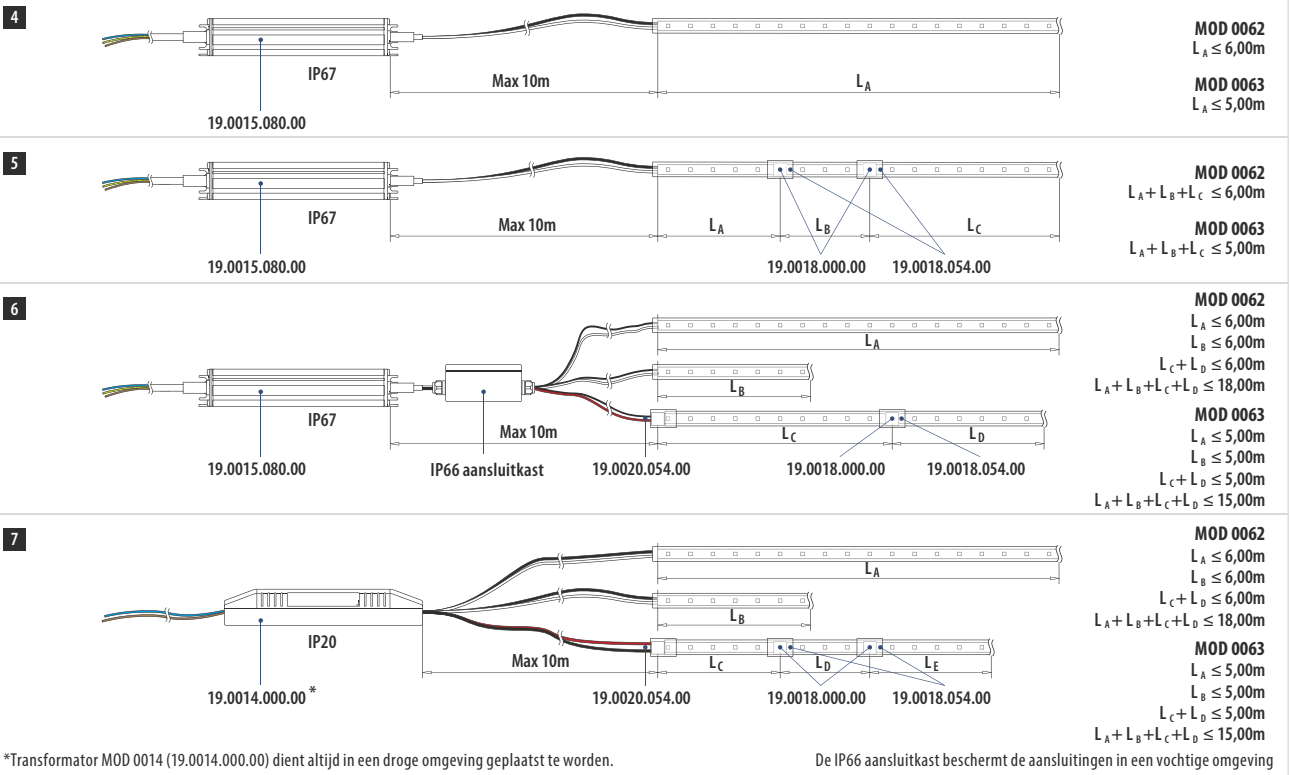
Q-INFO MOD 0020.054



Q-INFO MOD 0060/0061




Q-INFO MOD 0062/0063



*Transformator MOD 0014 (19.0014.000.00) dient altijd in een droge omgeving geplaatst te worden.

De IP66 aansluitkast beschermt de aansluitingen in een vochtige omgeving

LED-strip verbinder



MOD 0018

INDOOR	
19.0018.000.00	1



LED-strip aansluitkabel



MOD 0019

INDOOR	
19.0019.000.00	1



LED-strip verbinderhuls

voor LED strip MOD 0062 / 0063

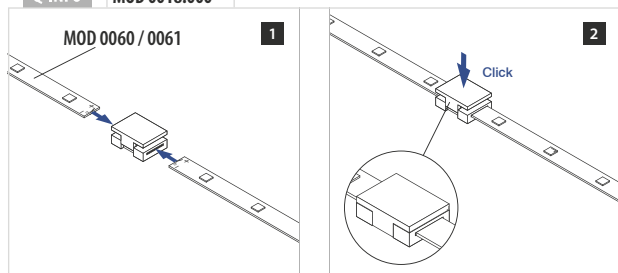


MOD 0018

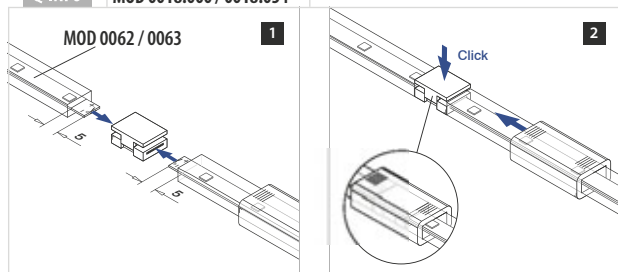
OUTDOOR	
19.0018.054.00	1



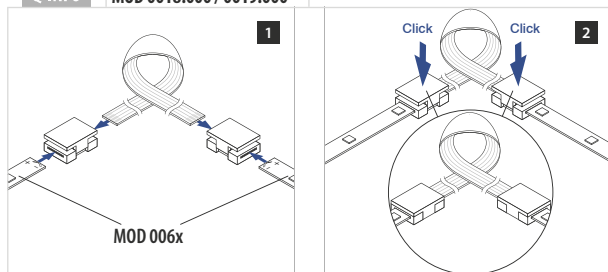
Q-INFO MOD 0018.000



Q-INFO MOD 0018.000 / 0018.054



Q-INFO MOD 0018.000 / 0019.000

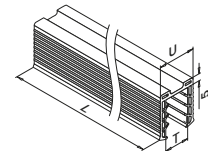
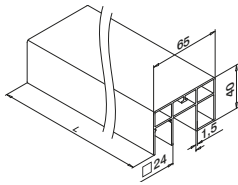
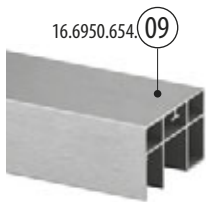


Q-INFO

VEILIGHEIDSVOORSCHRIFTEN

- Houd bij de installatie van de modules de gebruikelijke regels op het gebied van elektriciteit en veiligheid in acht. Installatie uitsluitend door een erkende installateur.
- Alleen parallel geschakelde circuits garanderen een veilige werking.
- Let bij de installatie goed op de plus- en minpolen. Bij verkeerde aansluiting kan een defect optreden.
- Let op de maximale uitgangsspanning van de elektriciteitsbron.
- De gebruikte voeding moet aan de volgende veiligheidseisen voldoen:
 - Beveiligd tegen kortsluiting
 - Beveiligd tegen overbelasting
 - Beveiligd tegen oververhitting
 - SELV (Safety Extra Low Voltage oftewel veilige, zeer lage spanning)

Q-LIGHTS - Linear Light - U-profielbuis, rechthoekig

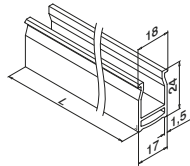


MOD 6950

Aluminium	RVS look	
OUTDOOR	<input type="checkbox"/>	
16.6950.654.09	65 x 40	L = 5000 mm



International Design Model Protection



MOD 5091

OUTDOOR	Transparantie	
24.5091.000.03	Helder	L = 2500 mm
24.5091.000.06	Mat	L = 2500 mm

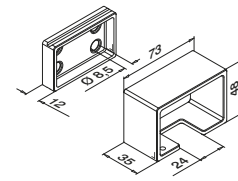
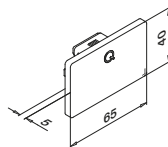


International Design Model Protection

MOD 50 - □ 65 x 40 mm

Toebehoren	U	T	
19.5042.208.00	24	8 - 10,76	L = 2500 mm
19.5042.211.00	24	11,52 - 13,52	L = 2500 mm
19.5042.215.00	24	15	L = 2500 mm
19.5042.216.00	24	16,76 - 17,52	L = 2500 mm
19.5042.219.00	24	19	L = 2500 mm
19.5042.222.00	24	20,76 - 21,52	L = 2500 mm
19.5042.008.00	24	8 - 10,76	L = 5000 mm
19.5042.011.00	24	11,52 - 13,52	L = 5000 mm
19.5042.015.00	24	15	L = 5000 mm
19.5042.016.00	24	16,76 - 17,52	L = 5000 mm
19.5042.019.00	24	19	L = 5000 mm
19.5042.022.00	24	20,76 - 21,52	L = 5000 mm
19.5042.508.00	24	8 - 10,76	L = 25 m
19.5042.511.00	24	11,52 - 13,52	L = 25 m
19.5042.515.00	24	15	L = 25 m
19.5042.516.00	24	16,76 - 17,52	L = 25 m
19.5042.519.00	24	19	L = 25 m
19.5042.522.00	24	20,76 - 21,52	L = 25 m

Q-LIGHTS - Linear Light - Eindstukken en muurflenzen, rechthoekig



MOD 6732 - EASY HIT®

Aluminium	RVS look	
OUTDOOR	<input type="checkbox"/>	
16.6732.654.09	65 x 40	2



International Design Model Protection

MOD 6505

Aluminium	RVS look	
OUTDOOR	<input type="checkbox"/>	
16.6505.654.09	65 x 40	QS-55 458 / QS-20 456 2



International Design Model Protection

Zie pagina 181-182 voor verbinders

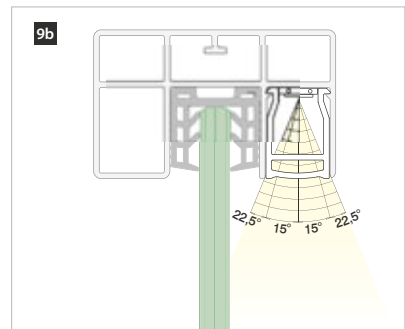
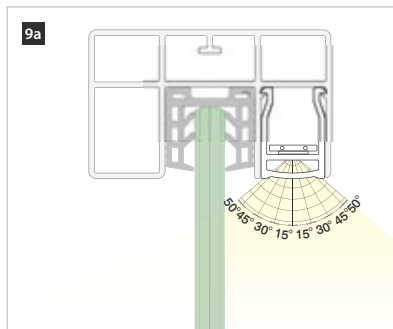
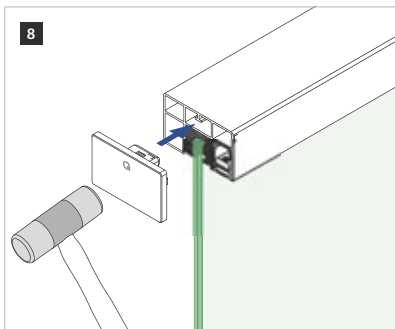
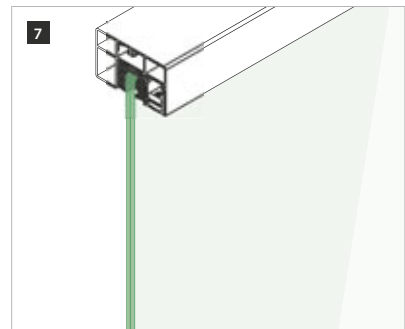
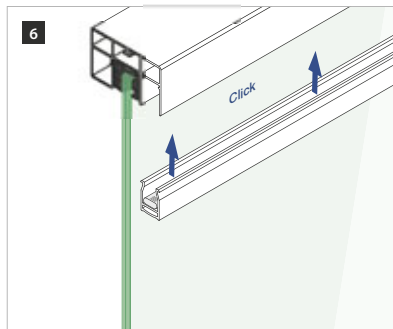
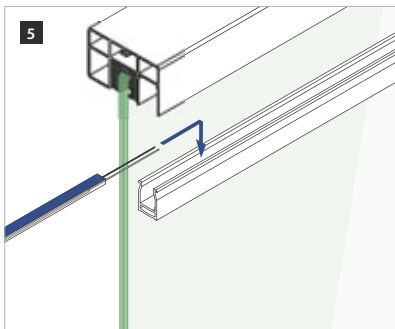
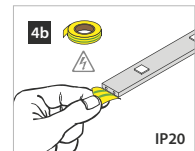
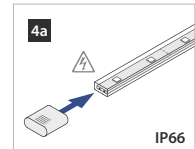
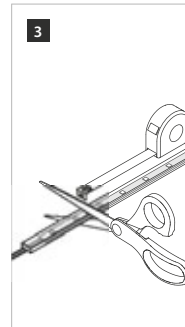
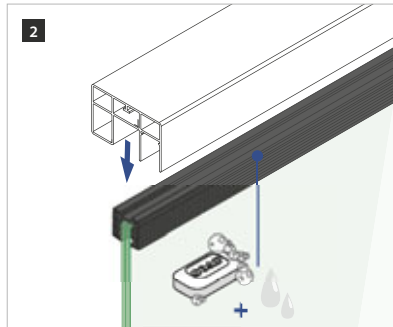
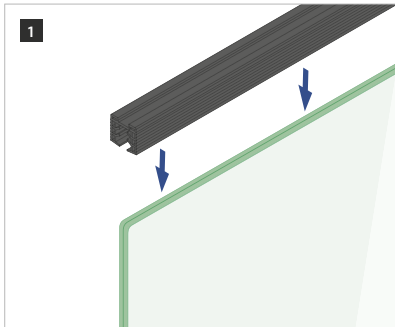

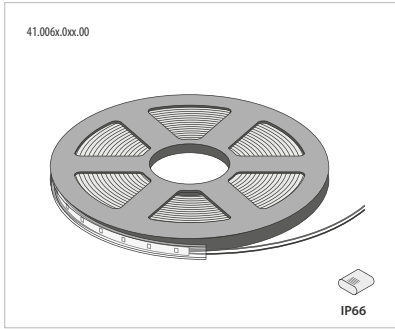
Q-INFO **MOD 6950**



RVS look
Perfect passend bij onze RVS onderdelen

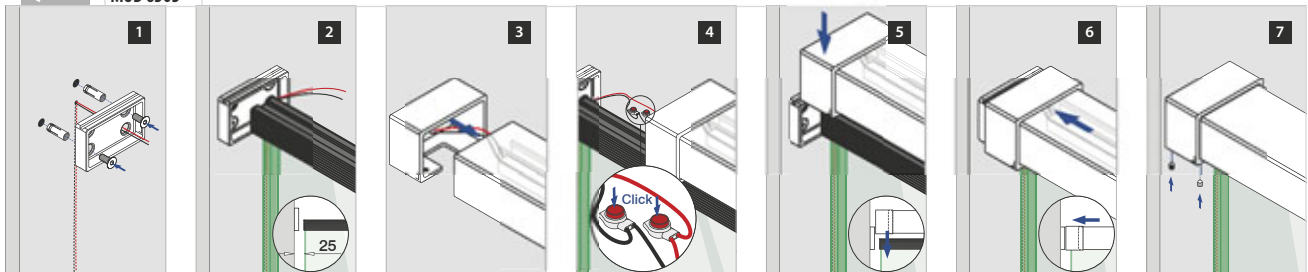
U vindt de berekeningsbasis voor buizen, staven en U-profielen op www.q-railing.com/test-berekeningen

Q-INFO



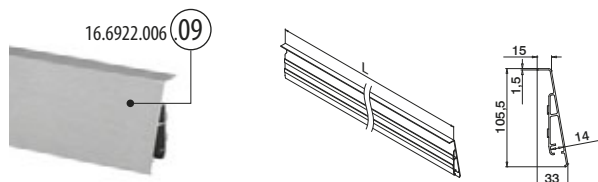
Q-INFO

MOD 6505



Glasrailingbasis

Q-LIGHTS - Linear Light - EASY GLASS® PRO - Bekleding voor topmontage

**MOD 6922**

Aluminium RVS look

OUTDOOR

16.6922.006.09

L = 5000 mm



IK10

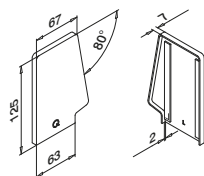
International Design
Model Protection

Glasrailingbasis

Q-LIGHTS - Linear Light - EASY GLASS® PRO - Eindstukken voor topmontage



Links

**MOD 6734**

Aluminium RVS look

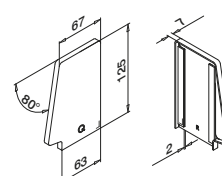
OUTDOOR

16.6734.121.09

1



Rechts

**MOD 6735**

Aluminium RVS look

OUTDOOR

16.6735.121.09

1

Q-INFO

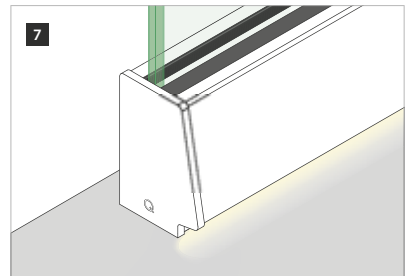
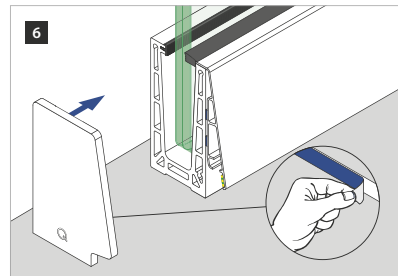
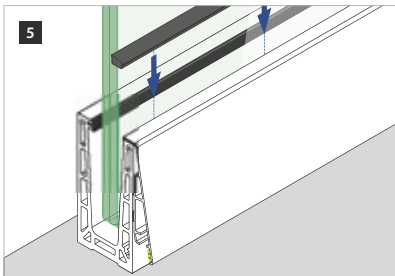
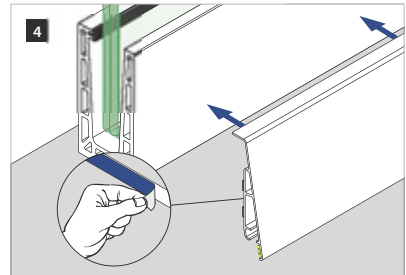
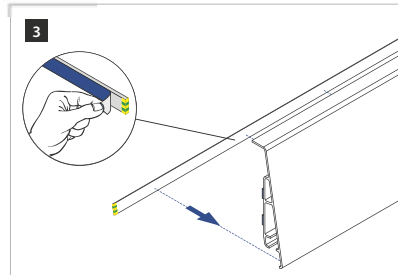
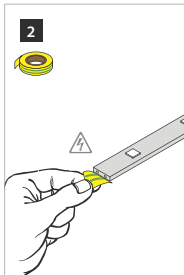
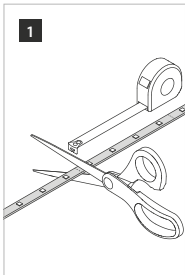
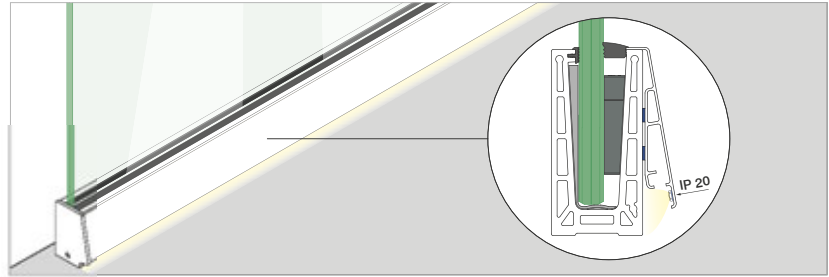
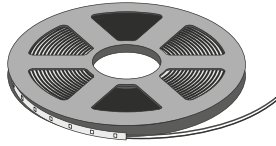
MOD 6922

RVS look
Perfect passend bij onze RVS onderdelen

Q-INFO

Optie 1 (IP 20)

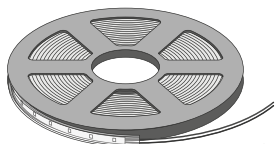
LED strip MOD 0060 / 0061



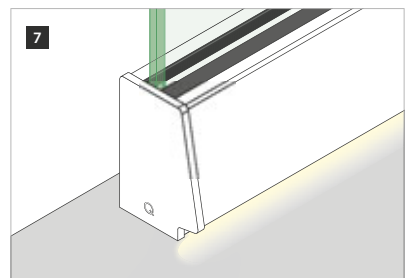
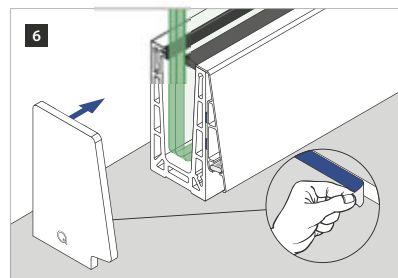
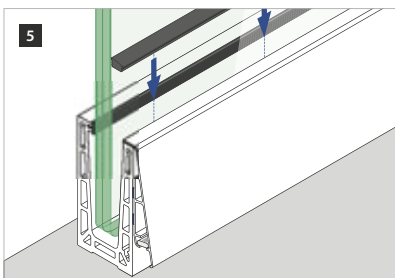
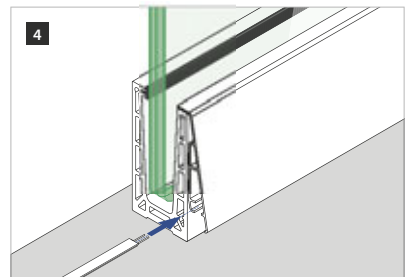
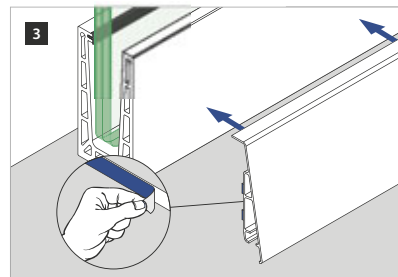
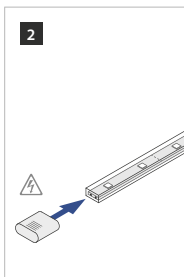
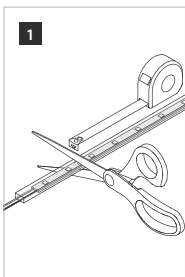
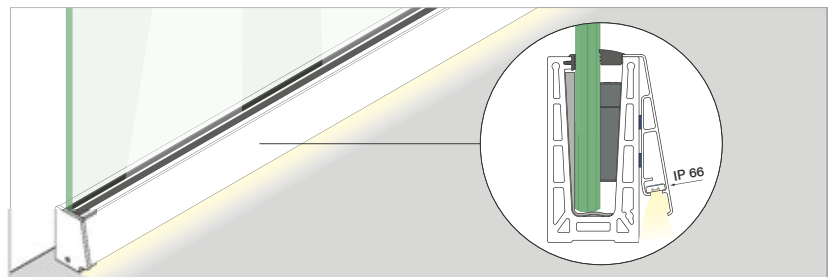
Q-INFO

Optie 2 (IP 66)

LED strip MOD 0062 / 0063

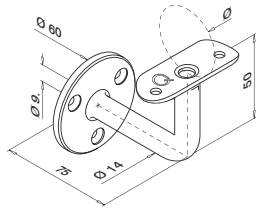


IP66



Wand - buis

Met kabeldoorvoer



MOD 0103

304

INDOOR	Ø			
13.0103.042.12	42,4	QS-7	455 / QS-202	455 2
13.0103.048.12	48,3	QS-7	455 / QS-202	455 2

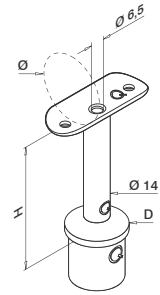
316

OUTDOOR	Ø			
14.0103.042.12	42,4	QS-50	455 / QS-203	455 2
14.0103.048.12	48,3	QS-50	455 / QS-203	455 2



Buis - buis

Met kabeldoorvoer



MOD 0710

316

OUTDOOR	D	Ø	H		
14.0710.642.12	42,4 x 2,0	42,4	79	QS-203	455 2

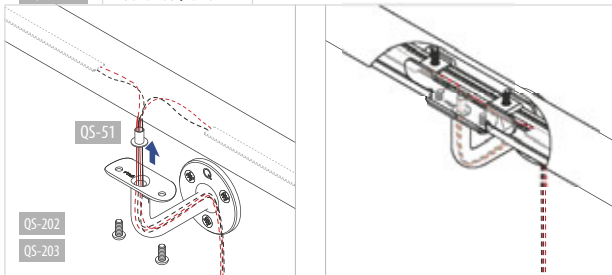
MOD 0711

316

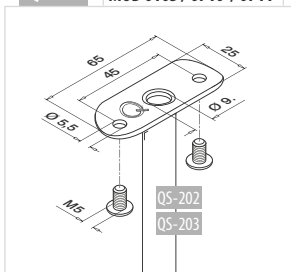
OUTDOOR	D	Ø	H		
14.0711.648.12	48,3 x 2,0	48,3	80	QS-203	455 2



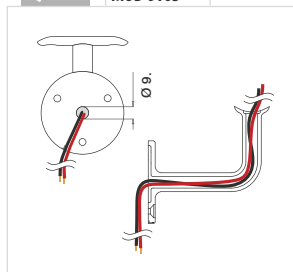
Q-INFO MOD 0103 / 0781



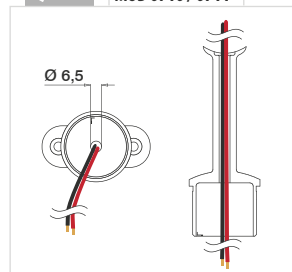
Q-INFO MOD 0103 / 0710 / 0711



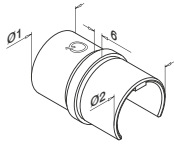
Q-INFO MOD 0103



Q-INFO MOD 0710 / 0711



Zie pagina 166 en verder voor de ronde en vierkante U-profielbuizen. De afmeting van de U dient daarbij 24 mm te zijn.



MOD 6793

316

OUTDOOR	Ø1	Ø2	
14.6793.242.12	voor 42,4 x 2,0	voor 42,4 x 1,5	2

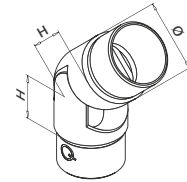
NEW



International Design
Model Protection



0 - 70°



MOD 0312

304

INDOOR	Ø	H	
13.0312.242.12	42,4 x 2,0	27	2
13.0312.248.12	48,3 x 2,0	30	2

316

OUTDOOR	Ø	H	
14.0312.242.12	42,4 x 2,0	27	2
14.0312.248.12	48,3 x 2,0	30	2

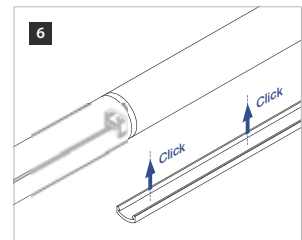
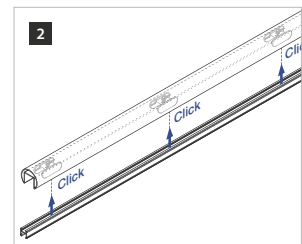
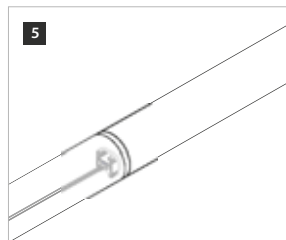
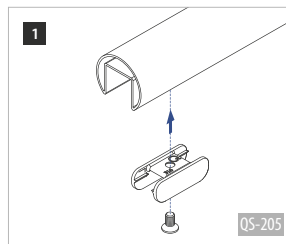
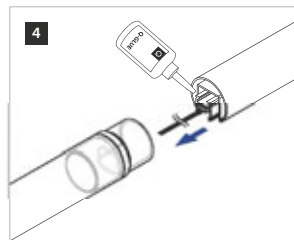
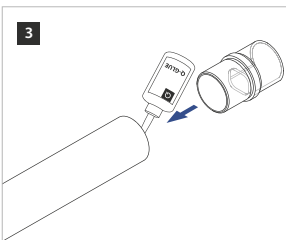
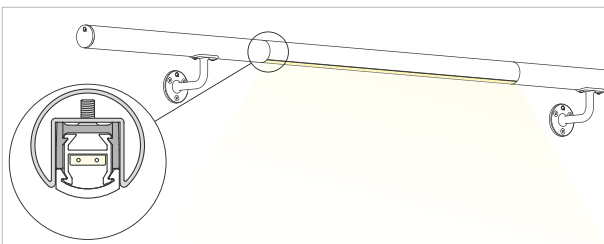


DESIGN
product

International Design
Model Protection

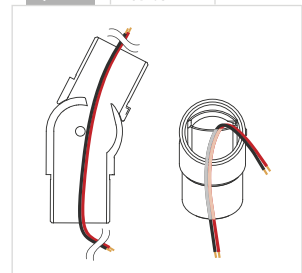
Q-INFO

MOD 6793



Q-INFO

MOD 0312



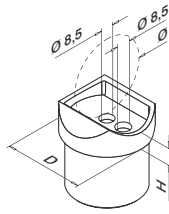
Handrailingen

GESLEPEN

Q-LIGHTS - Handrailingadapters

Buis - buis

Met kabeldoorvoer

**MOD 0772** - D = Ø 42,4 mm

304

INDOOR	D	Ø	H		
13.0772.242.12	Ø 42,4 x 2,0	42,4	9	QS-26	454

316

OUTDOOR	D	Ø	H		
14.0772.242.12	Ø 42,4 x 2,0	42,4	9	QS-27	454

MOD 0771 - D = Ø 48,3 mm

304

INDOOR	D	Ø	H		
13.0771.248.12	Ø 48,3 x 2,0	48,3	11	QS-26	454

316

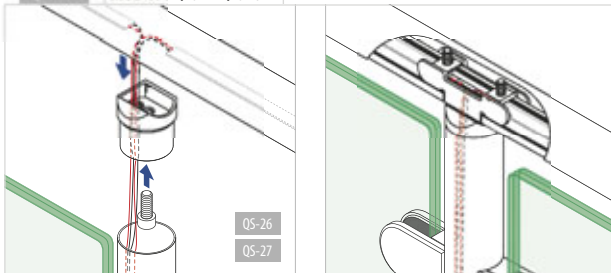
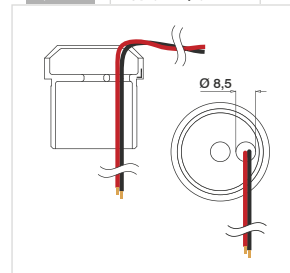
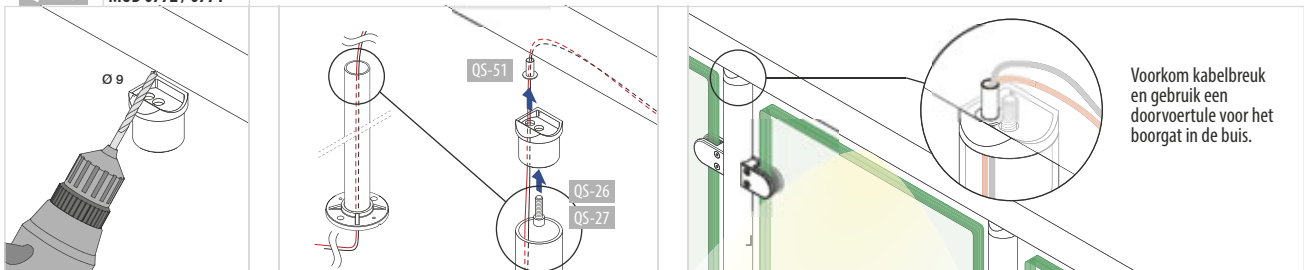
OUTDOOR	D	Ø	H		
14.0771.248.12	Ø 48,3 x 2,0	48,3	11	QS-27	454



Toepasbaar bij MOD 0303 (verbinders)

MOD 0914

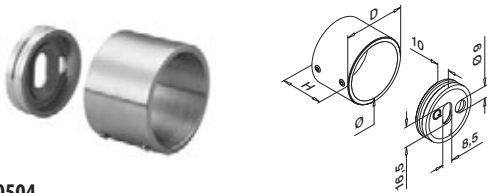
244

**Q-INFO** MOD 0772 / 0771 / 0782**Q-INFO** MOD 0772 / 0771**Q-INFO** MOD 0772 / 0771

Voorkom kabelbreuk en gebruik een doorvoertule voor het boorgat in de buis.

Wand - buis

Met kabeldoorvoer



MOD 0504

304

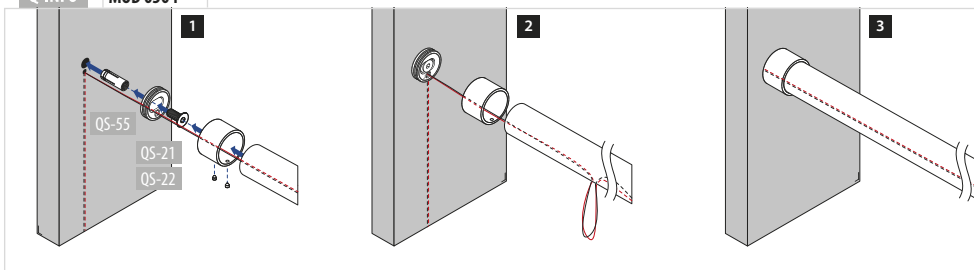
INDOOR	Ø	D	H			
13.0504.042.12	42,4	50	35	QS-55	458 / QS-21	456 2
13.0504.048.12	48,3	56	35	QS-55	458 / QS-21	456 2

316

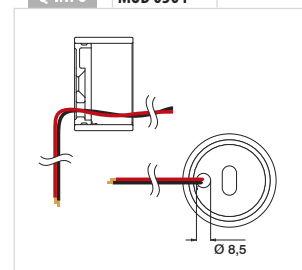
OUTDOOR	Ø	D	H			
14.0504.042.12	42,4	50	35	QS-55	458 / QS-22	456 2
14.0504.048.12	48,3	56	35	QS-55	458 / QS-22	456 2



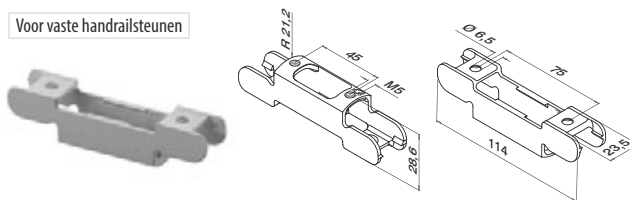
Q-INFO MOD 0504



Q-INFO MOD 0504



Voor vaste handrailsteunen

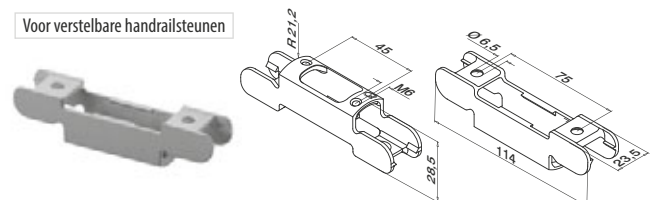


MOD 0781

316	OUTDOOR	U		
14.0781.024.00	24	QS-205	456	2

International Design Model Protection

Voor verstelbare handrailsteunen

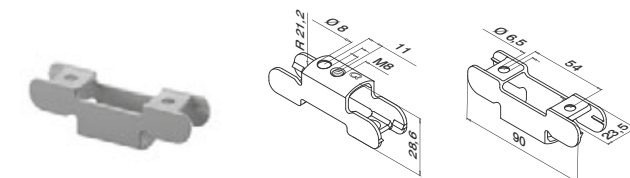


MOD 0783

316	OUTDOOR	U		
14.0783.024.00	24	QS-205	456	2

International Design Model Protection


NEW



MOD 0782

316	OUTDOOR	U		
14.0782.024.00	24	QS-205	456	2

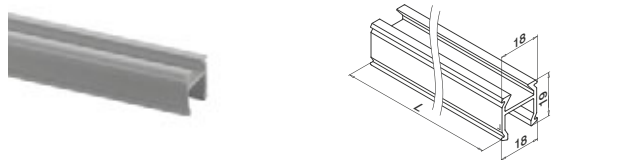
International Design Model Protection



MOD 0780

316	OUTDOOR	U		
14.0780.024.00	24	QS-205	456	2

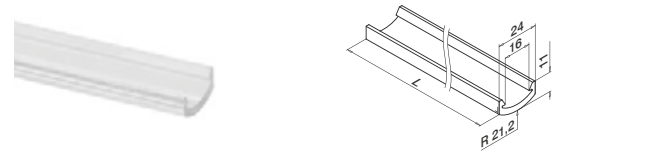
International Design Model Protection



MOD 5090

OUTDOOR	
24.5090.024.00	L = 2500 mm

International Design Model Protection



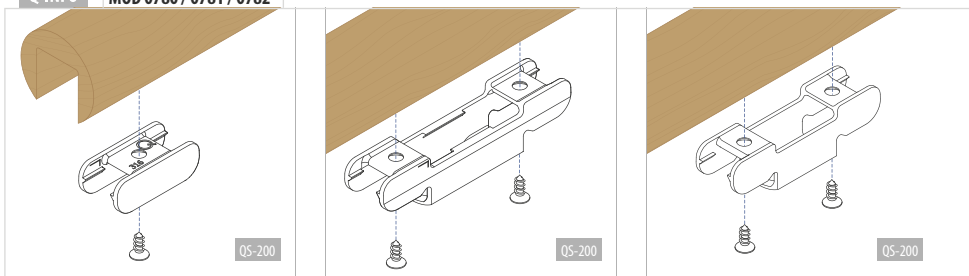
MOD 5090

OUTDOOR	Transparantie	
24.5090.000.03	Helder	L = 2500 mm
24.5090.000.06	Mat	L = 2500 mm

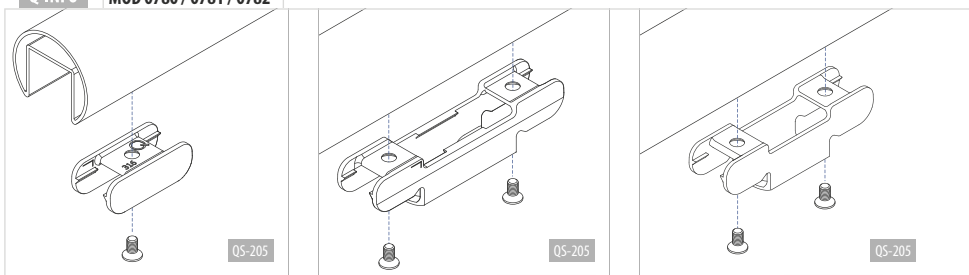
International Design Model Protection

IK10

Q-INFO MOD 0780 / 0781 / 0782

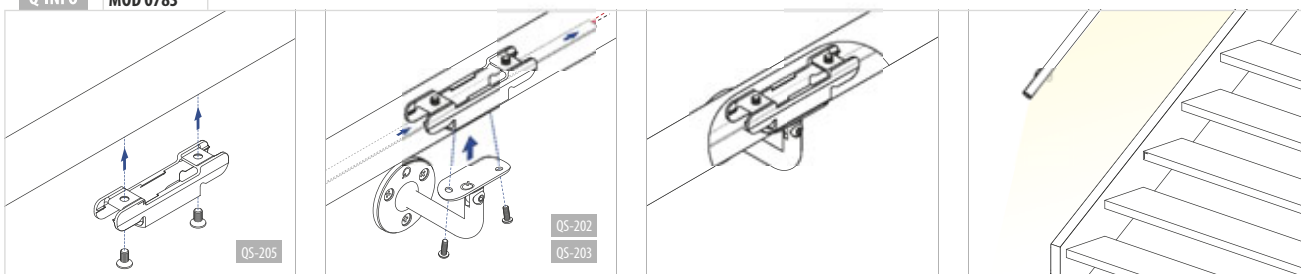


Q-INFO MOD 0780 / 0781 / 0782

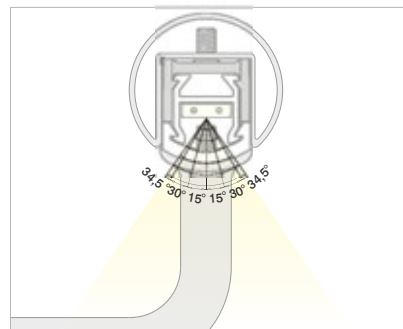
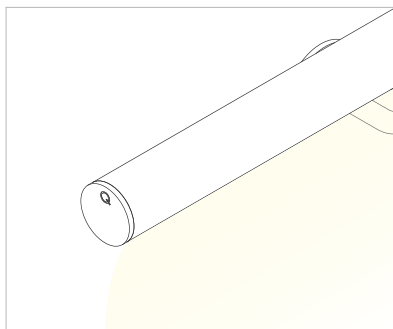
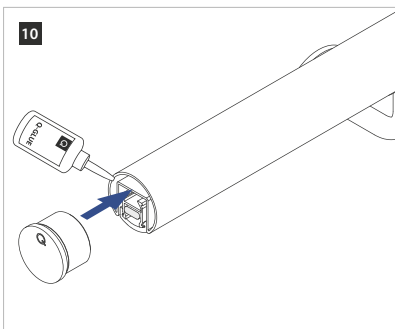
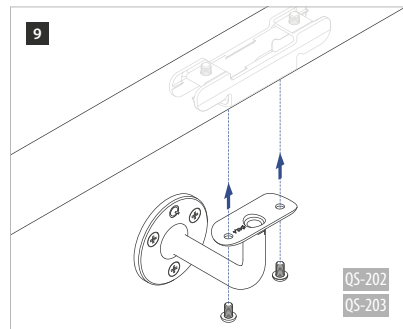
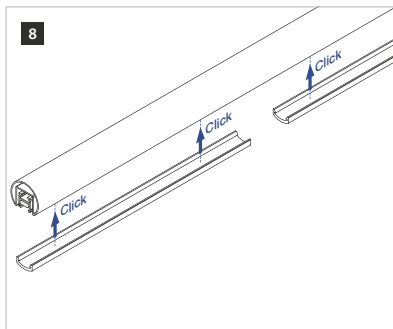
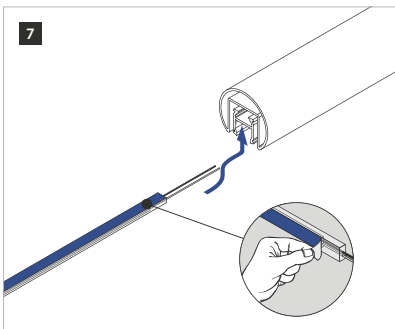
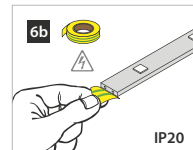
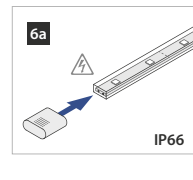
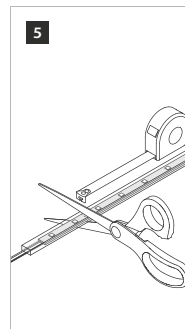
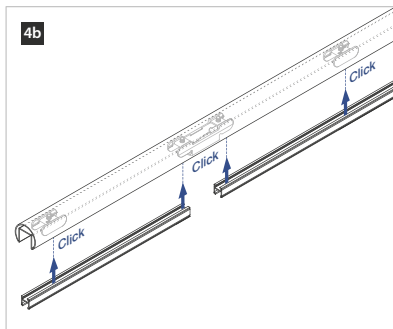
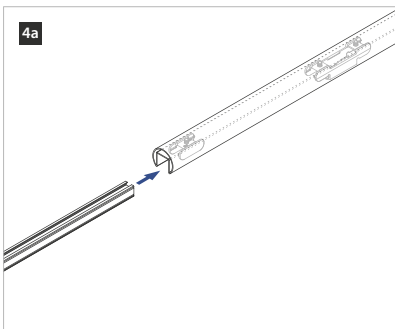
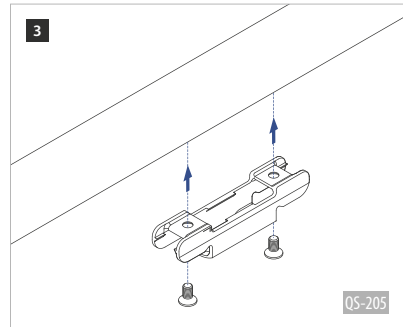
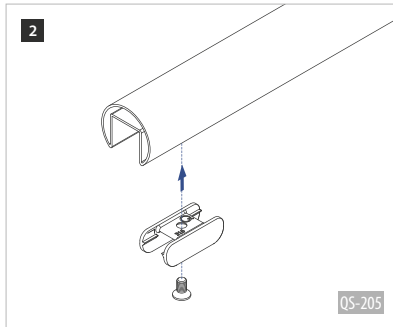
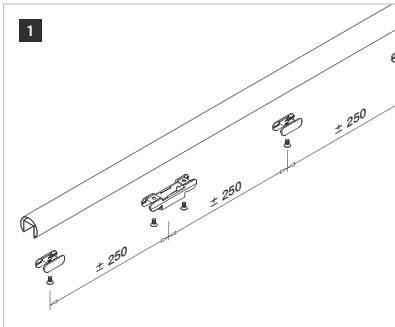
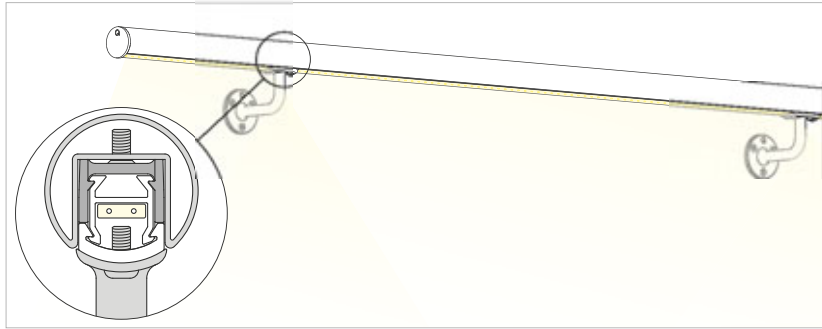
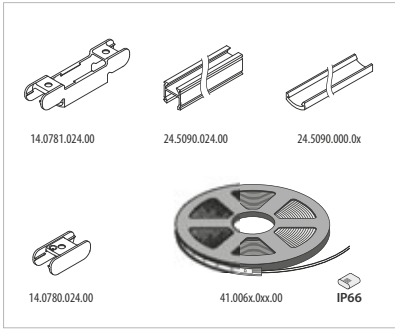


Zie pagina 166 en verder voor de ronde en vierkante U-profielbuizen. De afmeting van de U dient daarbij 24 mm te zijn.

Q-INFO MOD 0783



Q-INFO





2

BALUSTER- RAILING- SYSTEMEN

Geef een trap, balkon of atrium een indrukwekkende designlook met een balusterrailing van Q-railing. In ons ruime assortiment vindt u altijd een systeem dat past bij uw constructie en designwensen.



DUO LINE

210



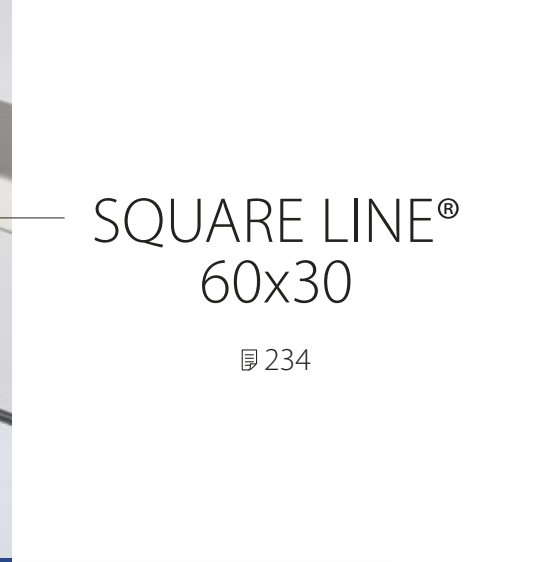
SQUARE LINE® 40x40

218



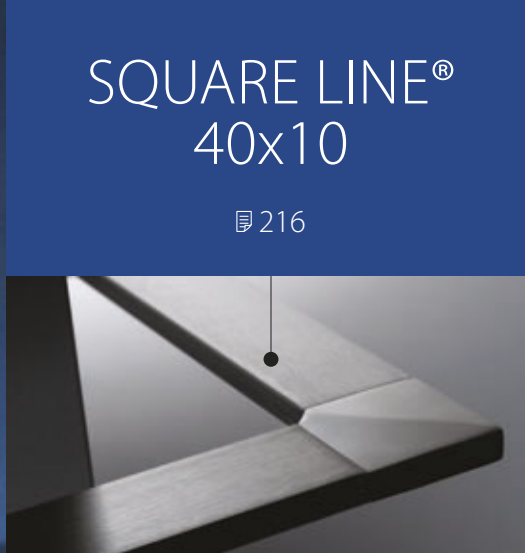
SQUARE LINE® 60x30

234



SQUARE LINE® 40x10

216



Q-LINE GEPOLIJST

294



Q-LINE

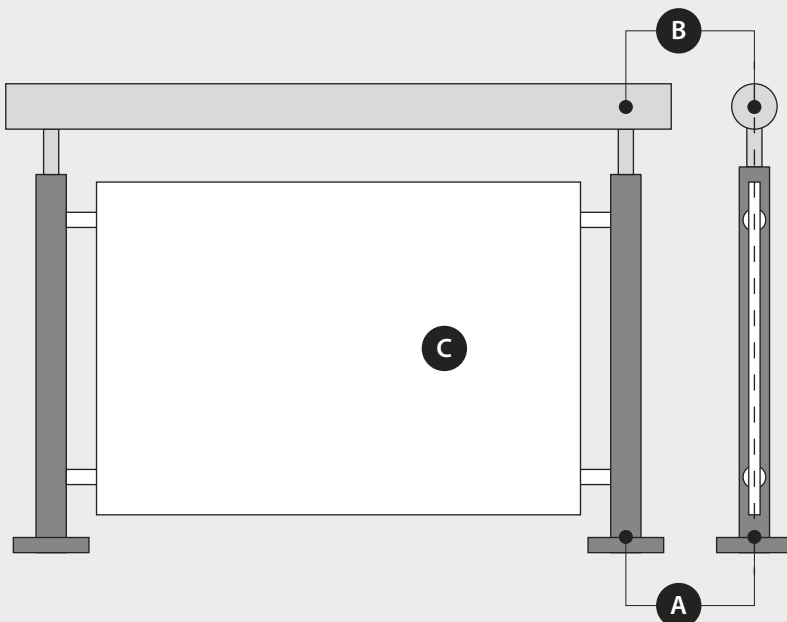
242



MAAK EEN STATEMENT

Ga voor een uniek balustrade-ontwerp. Bij ons vindt u balusterrailingen in alle soorten en maten, met zowel ronde als vierkante vormen. U hebt daarbij keuze uit vijf verschillende vullingen: kabel, staf, net, plaat of glas. Ook kunt u de onderdelen geheel naar wens mixen en matchen.

RAILINGSECTIES



Onze balusterrailingsystemen bestaan doorgaans uit drie secties (A–B–C), die op hun beurt zijn verdeeld in productgroepen. Op de volgende pagina's vindt u een overzicht.

- A** Balusters
- B** Handrailingen
- C** Vullingen

INDEX

Balustrailingsystemen



☰ 210 – 215

☰ 218 – 233

☰ 234 – 241

Balusters

Balusters	Zonder tapgaten
	Met tapgaten
	Voor trappen
Balusterbuizen	Zonder tapgaten
	Met tapgaten
Verbinders voor balusters / adapters voor vullinghouders	
Bodemflenzen	Topmontage
Trapflenzen	Topmontage
Balustersteunen	Zijmontage
Afdekkappen	
Lasonderdelen	

DUO LINE

SQUARE LINE® 40x40

SQUARE LINE® 60x30

DUO LINE	SQUARE LINE® 40x40	SQUARE LINE® 60x30
212	220	236
213	221	236
	220	
213	222	237
213	220	236

Handrailingen

Handrailingsteunen	Voor bevestiging aan balusters
	Voor bevestiging op balusters
	Voor bevestiging aan glas
	Voor bevestiging aan wanden
Handrailingadapters	
Handrailingonderdelen	
Buizen	
Hout	
Buissteunen	
Bochtstukken / verbinders	
Eindkappen / muurflenzen	
Q-lights verlichtingsonderdelen	
Lasonderdelen	

DUO LINE	SQUARE LINE® 40x40	SQUARE LINE® 60x30
	229	
	226	
212	230	237
	231	
	231	236
	232	
212	233	237

Vullingen

Glasvullingen	Glas
	Glasframebuis
	Glasklemmen / glasadapters
Staf- en buisvullingen	Horizontale vulling
	Verticale vulling
Kabelvullingen	
Netvullingen	
Onderdelen voor plaatvullingen	

DUO LINE	SQUARE LINE® 40x40	SQUARE LINE® 60x30
325	325	325
214 - 215		
	329	



▣ 242 – 293

Q-LINE
Geslepen


244
245
253
247
248
250
252
255
257
305



▣ 294 – 303

Q-LINE
Gepolijst

295
296
295



▣ 216 – 217

SQUARE LINE®
40x10


217
217



▣ 310 - 311

BENDYWOOD

311



▣ 312 – 315

NATURAIL

313
314
315

268 - 269				
271 - 276	298			
266 - 267	297			
259 - 264	297	217		
277	299			
280				
283				
	300	217	311	313
284	300	217		314
291	301			315
316 - 323				
305				

325	325	325		
326 - 327				
365 - 396	365			
330 - 339	302			
341 - 343				
345 - 353				
355 - 357				
359 - 361	303			



DUO LINE

DE INDUSTRIËLE
EYE-CATCHER



Opvallend minimalistische belijning

Met zijn combinatie van RVS en RAL 7016 antracietgrijs is Duo Line geknipt voor projecten die vragen om een industriële look en feel. En u monteert het systeem vliegensvlug. Zo kunt u de vullingen plaatsen zonder boren of draadtappen: schuif en klem de vulling-adapters in de aluminium balusters, schroef de gepoedercoate zamak vullinghouders vast en positioneer de vulling.

- Top- en zijmontage
- Licht en gemiddeld gebruik voor trappen en balustrades, zowel binnen als buiten
- Uiterst krasbestendige poedercoating
- MOD 42 glasklem met identieke poedercoating verkrijgbaar
- Vullingen ook na montage nog bij te stellen
- Te combineren met:
 - Q-glass (glasvulling op maat of standaardglas uit voorraad)
 - Alle Q-railing handrailingen in rond of vierkant en RVS of hout (Naturail en Bendywood)
 - Q-lights Linear Light en Q-lights Spotlight LED systemen (voor handrailingen met LED).

Duo Line	UK	DE	NL	IT	CH	ES	FR
Max. lijnlast (kN/m)	1,5	1,0	0,8	1,0 / 2,0*	1,6	1,6	0,6

Let op de specificaties zoals bevestigingsmiddelen en glasafmetingen van de desbetreffende keurmerken. Kijk voor meer informatie op www.q-railing.com/certificaten



DUO LINE VULLINGEN

Glas


- Glasframebuis
- Glasklemmen
- Glasadapters - Spider



325

Staf / buis


- Horizontale vulling
- Verticale vulling



330

Plaat

- Plaatadapters



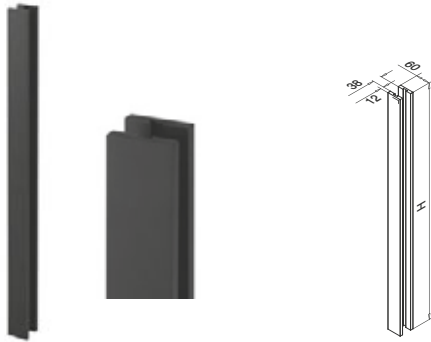
359



Balusters

POEDERCOATING

DUO LINE - Balusters



MOD 9545 / 9546

Aluminium Met poedercoating RAL 7016

OUTDOOR	H	
16.9545.060.33	1000 mm	1 set
16.9546.060.33	1300 mm	1 set



Balusters

POEDERCOATING

DUO LINE - Eindstukken



MOD 9521

Zamak Met poedercoating RAL 7016

OUTDOOR		
10.9521.060.33		2



U vindt testresultaten voor MOD 9545/9546 op www.q-railing.com/test-berekeningen

GETEST

Balusters

POEDERCOATING

DUO LINE - Verbinders voor balusters

Voor vullingen

Midden



MOD 9002

Zamak Met poedercoating RAL 7016

OUTDOOR	d	
10.9002.060.33	M6	2

MOD 9003

Zamak Met poedercoating RAL 7016

OUTDOOR	d	
10.9003.060.33	M8	2



MOD 0811
280

MOD 0812
280

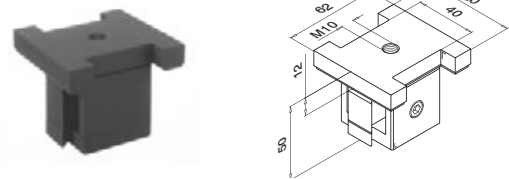
MOD 1810
281, 309

MOD 1801
281, 309

MOD 1802
281, 309

Voor handrailingssteunen

Bovenkant



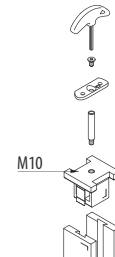
MOD 9004

Zamak Met poedercoating RAL 7016

OUTDOOR		
10.9004.060.33		2

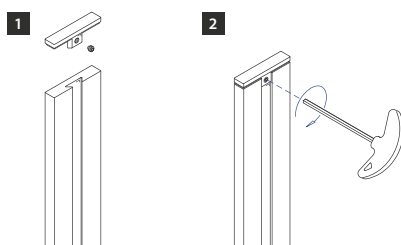


Q-INFO MOD 9004

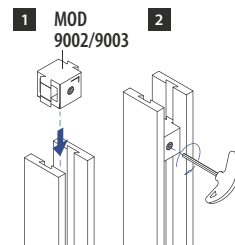


Combineer Duo Line met onze andere gerenommeerde vullingen en producten.

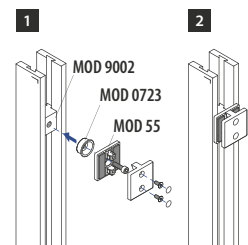
Q-INFO MOD 9545 / 9546 / 9521



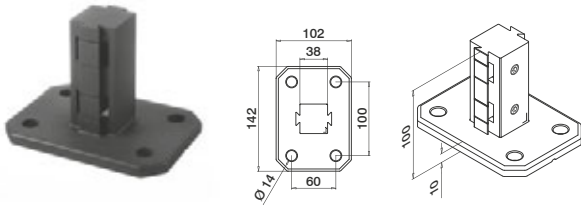
Q-INFO MOD 9002 / 9003





Q-INFO MOD 9002



Topmontage

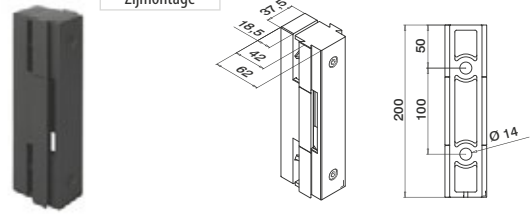


MOD 9023



Zamak	Met poedercoating RAL 7016
OUTDOOR	
10.9023.060.33	QS-559  465 1



Zijmontage



MOD 9025


Zamak	Met poedercoating RAL 7016
OUTDOOR	
10.9025.060.33	QS-559  465 1




Topmontage




MOD 9522

Zamak	Met poedercoating RAL 7016
OUTDOOR	
10.9522.060.33	2

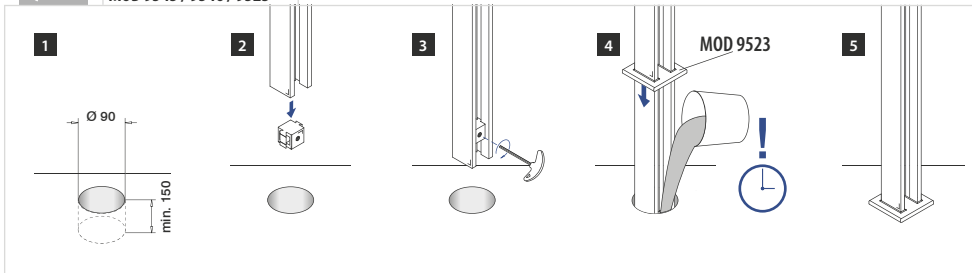
Ingieten



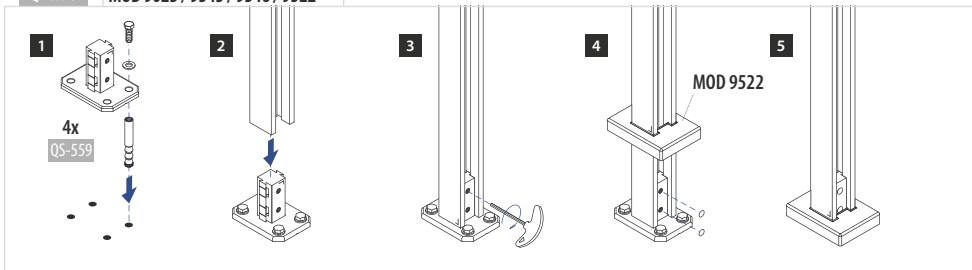
MOD 9523

Zamak	Met poedercoating RAL 7016
OUTDOOR	
10.9523.060.33	2

Q-INFO MOD 9545 / 9546 / 9523



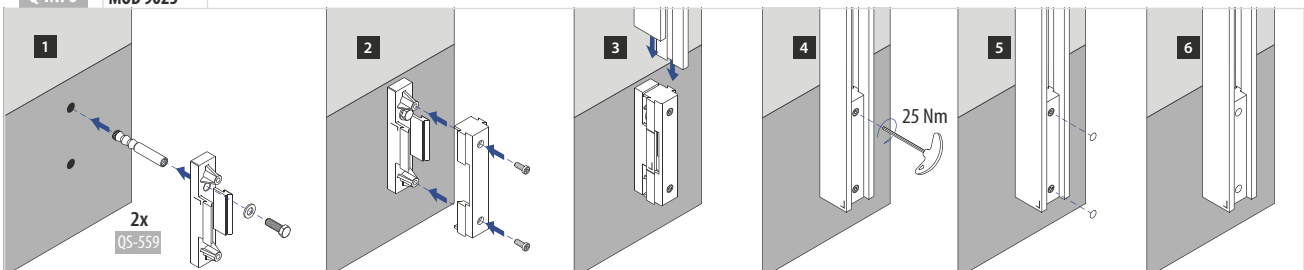
Q-INFO MOD 9023 / 9545 / 9546 / 9522



Q-INFO

10.xxxxx.xxx.33
= OUTDOOR

Q-INFO MOD 9025



**MOD 4724****316****OUTDOOR**

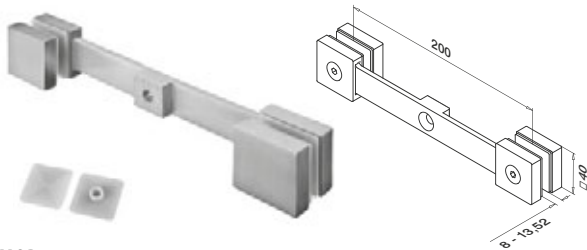
14.4724.000.12



QS-20 456



2

**MOD 4752****304****INDOOR**

13.4752.000.12



QS-19 456



2

316**OUTDOOR**

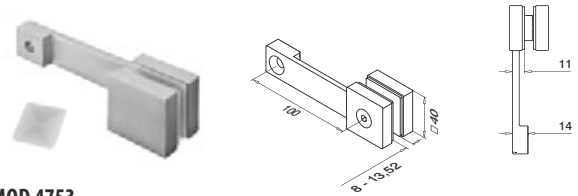
14.4752.000.12



QS-20 456



2

International Design
Model Protection**MOD 4753****304****INDOOR**

13.4753.000.12



QS-19 456



2

316**OUTDOOR**

14.4753.000.12



QS-20 456

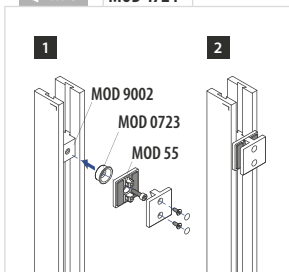


2

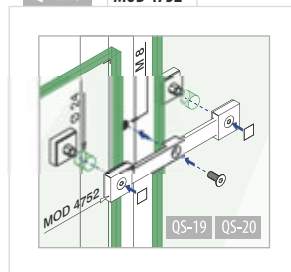
International Design
Model Protection

Kijk voor Spider glasadapters op pagina's 404-407

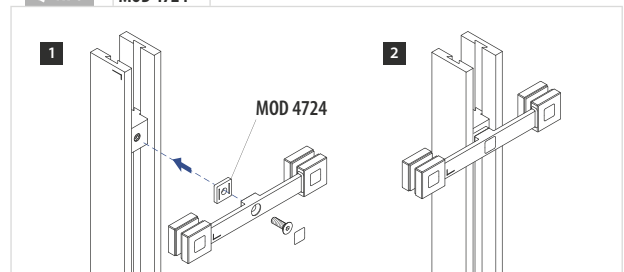
Q-INFO MOD 4724



Q-INFO MOD 4752



Q-INFO MOD 4724



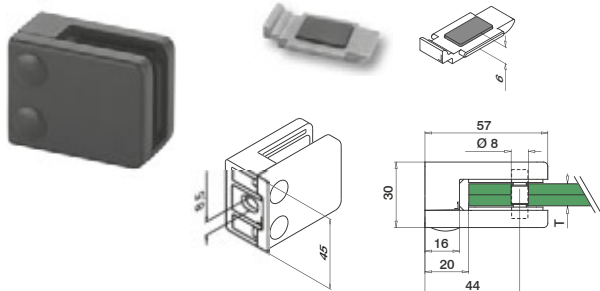
Vullingen

POEDERCOATING

Glasklemmen - MOD 42

Vlak

Inclusief borgplaat



MOD 42

Zamak Met poedercoating RAL 7016

OUTDOOR	T		
10.4200.000.33	Zie T in MOD 5003	QS-28	454 4



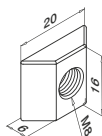
International Design Model Protection

Kijk voor meer glasklemmen op pagina's 374-396

Balusters

POEDERCOATING

DUO LINE - Adapters voor glasklemmen



MOD 9005

316

Met poedercoating RAL 7016

OUTDOOR			
14.9005.860.33	QS-27	454	2

International Design Model Protection

Vullingen

Rubbers voor MOD 42



Glasklemmen bestellen? Vergeet dan niet de rubbersets te bestellen. Deze worden namelijk niet automatisch meegeleverd.

MOD 5003

Toebehoren

Monolithisch	T	Stuks per glasklem	
19.5003.006.00	6	2	8
19.5003.008.00	8	2	8
19.5003.010.00	10	2	8
19.5003.012.00	12	2	8
Gelaagd			
19.5003.007.00	6,76 (3-0,76-3)	2	8
19.5003.041.00	8,38 (4-0,38-4)	2	8
19.5003.009.00	8,76 (4-0,76-4)	2	8
19.5003.044.00	9,52 (4-1,52-4)	2	8
19.5003.011.00	10,76 (5-0,76-5)	2	8
19.5003.054.00	11,52 (5-1,52-5)	2	8
19.5003.013.00	12,76 (6-0,76-6)	2	8



Nylon afdekkoppen voor schroeven Duo Line

MOD 5010

Toebehoren

	Kleur	Voor MOD	
19.5010.011.33	Antracietgrijs RAL 7016	9002, 9003, 9004	8
19.5010.012.33	Antracietgrijs RAL 7016	9023, 9025	8

Toebehoren

DUO LINE - Bijwerkstift



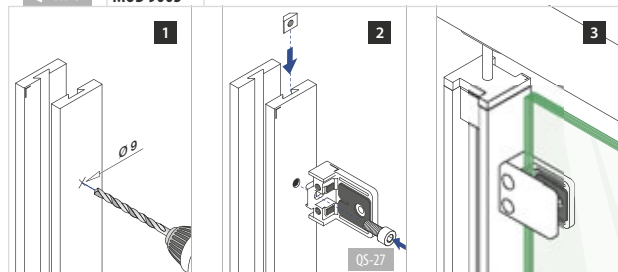
Lakstift om krassen weg te werken RAL 7016

MOD 0800

Toebehoren

	RAL	ml	
19.0800.050.33	7016	12	1

Q-INFO MOD 9005



Q-INFO



Q-23
Q-cleaner
19.0601.000.00

Q-INFO

10.xxxx.xxx.33
= OUTDOOR

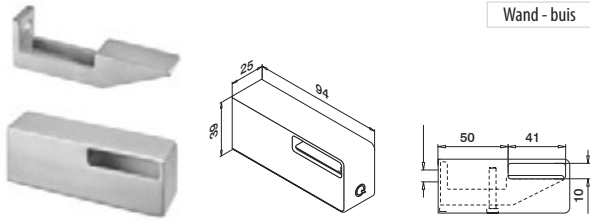


SQUARE LINE® 40x10

MINIMALISME
OP Z'N BEST

SQUARE LINE® 40x10 - Handrailingssteunen

Wand - buis



MOD 4134 - □ 40 x 10 mm

304

INDOOR

13.4134.041.12 40 x 10 x 1,5 QS-35 467 / QS-3 455 2

316

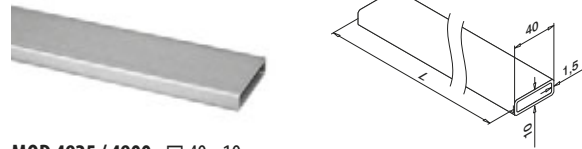
OUTDOOR

14.4134.041.12 40 x 10 x 1,5 QS-34 467 / QS-4 455 2

DESIGN
productInternational Design
Model Protection

SQUARE LINE® 40x10 - Buis

Q-TUBE



MOD 4925 / 4900 - □ 40 x 10 mm

304

INDOOR

13.4925.041.12 40 x 10 x 1,5 L = 2500 mm

13.4900.041.12 40 x 10 x 1,5 L = 5000 mm

316

OUTDOOR

14.4925.041.12 40 x 10 x 1,5 L = 2500 mm

14.4900.041.12 40 x 10 x 1,5 L = 5000 mm



SQUARE LINE® 40x10 - Verbinders (flexibel) en eindstukken



MOD 4301

304

INDOOR

13.4301.041.12 40 x 10 x 1,5 2

316

OUTDOOR

14.4301.041.12 40 x 10 x 1,5 2



MOD 4790

304

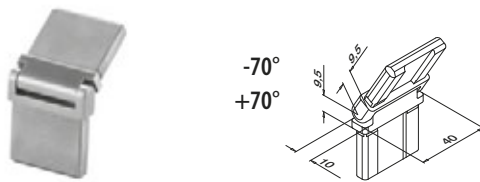
INDOOR

13.4790.041.12 40 x 10 x 1,5 2

316

OUTDOOR

14.4790.041.12 40 x 10 x 1,5 2



MOD 4312

304

INDOOR

13.4312.041.12 40 x 10 x 1,5 2

316

OUTDOOR

14.4312.041.12 40 x 10 x 1,5 2



MOD 4732

304

INDOOR

13.4732.041.12 40 x 10 x 1,5 2

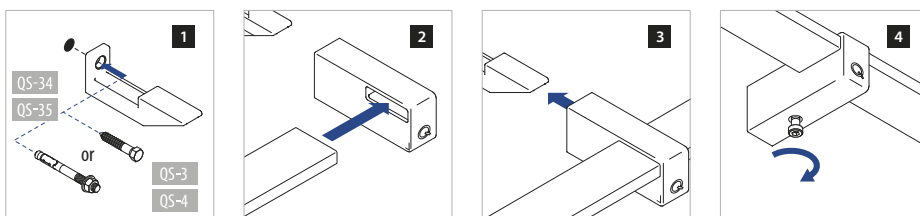
316

OUTDOOR

14.4732.041.12 40 x 10 x 1,5 2



Q-INFO MOD 4134 / 4900 / 4925



U vindt de berekeningsbasis voor buizen, staven en U-profielen op www.q-railing.com/test-berekeningen



SQUARE LINE® 40x40

STRAKKE LIJNEN,
VIERKANTE VORMEN

Hét antwoord op moderne designvraagstukken

Square Line® 40x40 bewijst hoe eenvoudig goed design kan zijn. De strakke belijning en hoogwaardige RVS afwerking zorgen voor balustrades en trapleuningen in een mooie no-nonsense stijl. U houdt ook van rond? Geen probleem. Square Line is volledig modulair, dus u kunt het systeem naar hartenlust combineren met onderdelen van andere Q-railing balustersystemen.


- Top- en zijmontage
- Licht en gemiddeld gebruik voor trappen en balustrades, zowel binnen als buiten
- Lassen niet nodig; lijmen, boren en draadtappen volstaat
- Te combineren met:
 - Q-glass (glasvulling op maat en standaardglas uit voorraad)
 - Alle Q-railing handrailingen in rond of vierkant en RVS of hout (Naturail en Bendywood)
 - Q-lights Linear Light en Q-lights Spotlight (voor handrailingen met LED)



SQUARE LINE® 40x40 VULLINGEN

Glas

- Glasframebuis
- Glasklemmen
- Glasadapters
 - Spider
- Glashouders



325

Staf / buis

- Horizontale vulling
- Verticale vulling



330

Kabel


- Fast Fix Ø 3,2 mm
- Fast Fix Ø 4,0 mm
- Ø 3,2 mm
- Ø 6,0 mm



345

Net


- Easy Q-web



355

Plaat

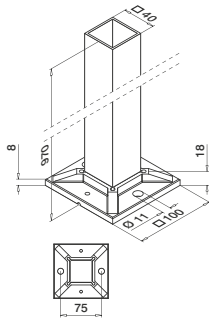
- Plaatadapters



359



Topmontage



MOD 4913

304

INDOOR			
13.4913.040.12	40 x 40 x 2,0	QS-59 467	1

316

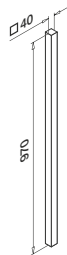
OUTDOOR			
14.4913.040.12	40 x 40 x 2,0	QS-58 467	1



Ingieten

Zijmontage

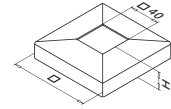
Topmontage



MOD 4901

304

INDOOR			
13.4901.040.12	40 x 40 x 2,0		1



MOD 4511

304

INDOOR		H	
13.4511.040.12	108	25	2

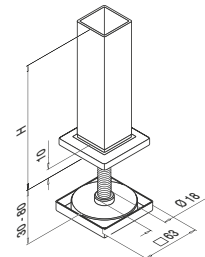
316

OUTDOOR		H	
14.4511.040.12	108	25	2

MOD 4512

304

INDOOR		H	
13.4512.040.12	93	22	2



MOD 4546

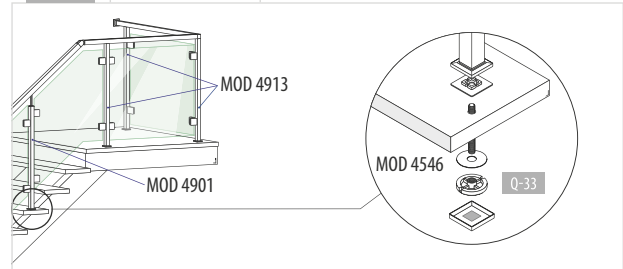
304

INDOOR		H	
13.4546.040.12	40 x 40 x 2,0	100	1



Heeft u speciale wensen als het gaat om voorbereekte producten? Ga dan naar www.q-railing.com/prefix

Q-INFO MOD 4913 / 4901

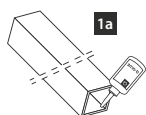


Q-INFO MOD 4546

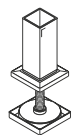
Montage A



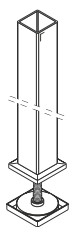
Q-21
Q-glue
19.1331.000.00



1a



2a



3a

Montage B



1b



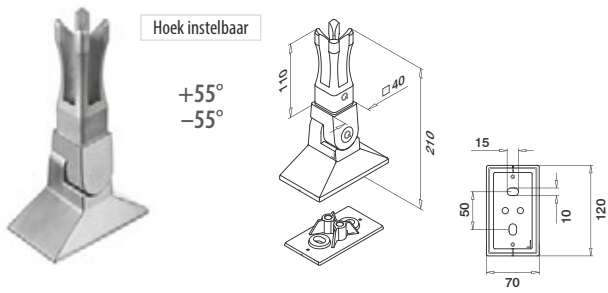
2b



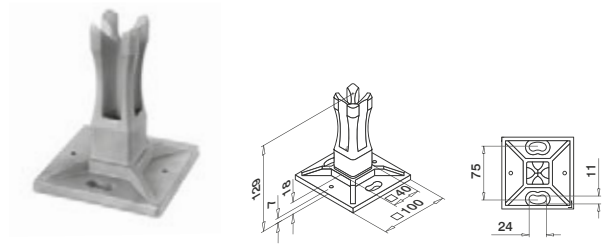
3b



4b

**MOD 4943**

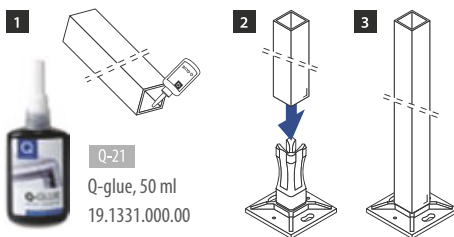
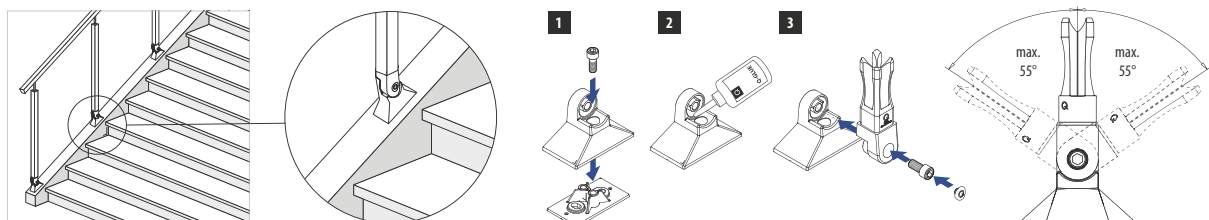
304			
INDOOR			
13.4943.040.12	40 x 40 x 2,0	QS-63 463	1
316			
OUTDOOR			
14.4943.040.12	40 x 40 x 2,0	QS-62 463	1

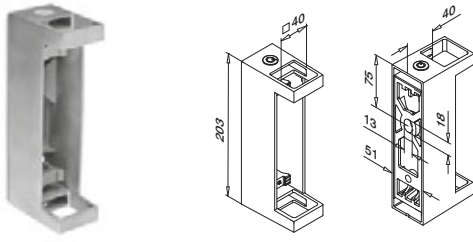
International Design
Model Protection**MOD 4942**

304			
INDOOR			
13.4942.040.00	40 x 40 x 2,0	QS-59 467	2
316			
OUTDOOR			
14.4942.040.00	40 x 40 x 2,0	QS-58 467	2

International Design
Model Protection**MOD 4511**

304			
INDOOR		H	
13.4511.040.12	108	25	2

Q-INFO MOD 4942 / 4901Q-21
Q-gluue, 50 ml
19.1331.000.00**Q-INFO**Q-23
Q-cleaner
19.0601.000.00**Q-INFO**Q-22
Q-ultra-clean
19.0610.000.00**Q-INFO MOD 4943**



MOD 4558

304

INDOOR

13.4558.040.12 40 x 40 QS-33 464 1

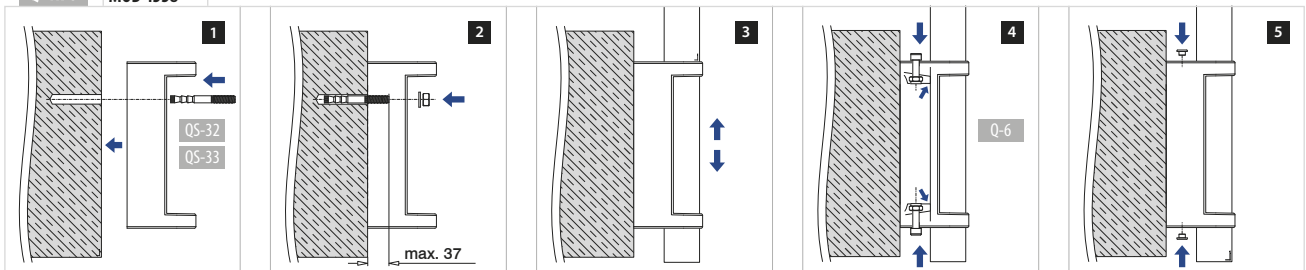
316

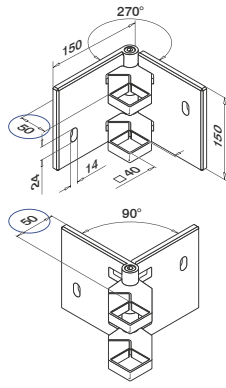
OUTDOOR

14.4558.040.12 40 x 40 QS-32 464 1


DESIGN
product

Q-INFO MOD 4558



**MOD 4555****304**

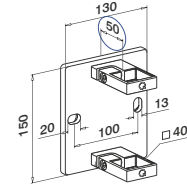
INDOOR	□		
13.4555.040.12	40 x 40	QS-33	464
			1

**MOD 0550****304**

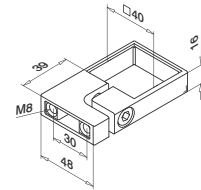
INDOOR	□		
13.0550.440.12	40 x 40		2

316

OUTDOOR	□		
14.0550.440.12	40 x 40		2

**MOD 4551****304**

INDOOR	□		
13.4551.040.12	40 x 40	QS-33	464
			1

**MOD 3507****304**

INDOOR	□		
13.3507.040.12	40 x 40		2



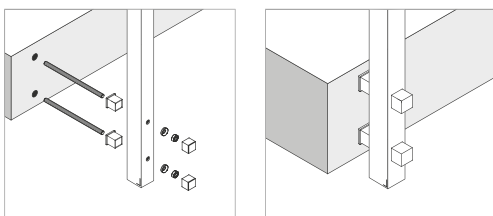
Waterpas

40, Ø 42,4, Ø 48,3 mm

MOD 0500

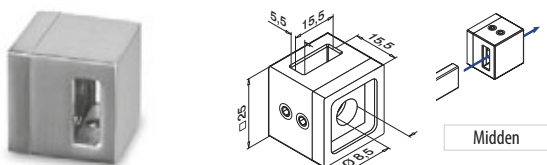
Toebehoren

	Q	
19.0500.000.00	Q-72	1

Q-INFO MOD 0550**Q-INFO MOD 0500**



SQUARE LINE® 40x40 - Dwarsstafhouders



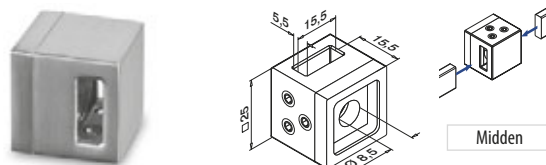
MOD 4820

Zamak	RVS look	
OUTDOOR		
10.4820.000.20	QS-20 456	4



DESIGN product

International Design Model Protection



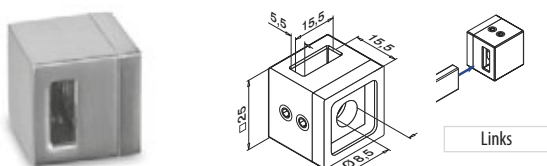
MOD 4821

Zamak	RVS look	
OUTDOOR		
10.4821.000.20	QS-20 456	4



DESIGN product

International Design Model Protection



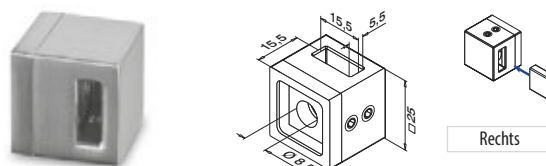
MOD 4822

Zamak	RVS look	
OUTDOOR		
10.4822.000.20	QS-20 456	4



DESIGN product

International Design Model Protection



MOD 4823

Zamak	RVS look	
OUTDOOR		
10.4823.000.20	QS-20 456	4



DESIGN product

International Design Model Protection

SQUARE LINE® 40x40 - Staven

Q-TUBE



MOD 4925 / 4900

304		
INDOOR	□	☐
13.4925.015.12	15 x 5	L = 2500 mm
13.4900.015.12	15 x 5	L = 5000 mm
316		
OUTDOOR	□	☐
14.4925.015.12	15 x 5	L = 2500 mm
14.4900.015.12	15 x 5	L = 5000 mm

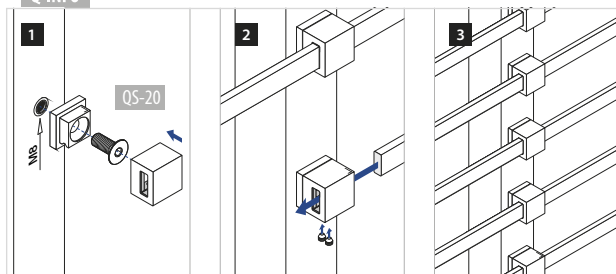


DESIGN product

L=5000mm

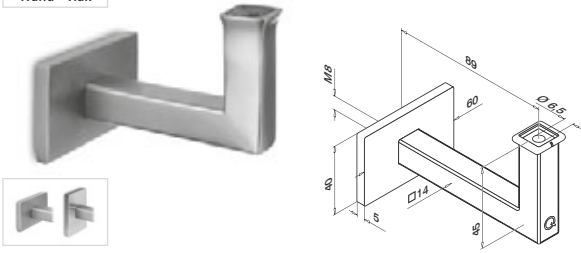
10.xxxx.xxx.20 = outdoor

Q-INFO



U vindt de berekeningsbasis voor buizen, staven en U-profielen op www.q-railing.com/test-berekeningen

Wand - vlak



MOD 4111

304

INDOOR

13.4111.000.12	QS-1 455 / QS-54 456	2
----------------	----------------------	---

MOD 4101

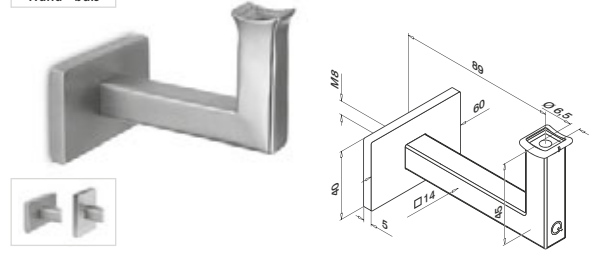
316

OUTDOOR

14.4101.000.12	QS-2 455 / QS-70 456	2
----------------	----------------------	---



Wand - buis



MOD 4111

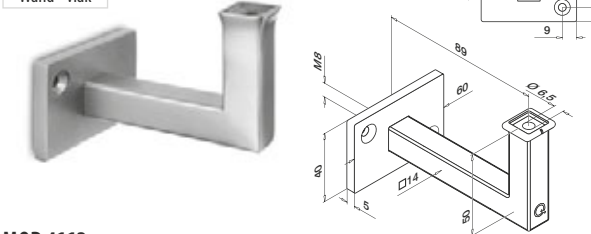
304

INDOOR

13.4111.042.12	∅ 42,4	QS-1 455 / QS-54 456	2
----------------	--------	----------------------	---



Wand - vlak



MOD 4112

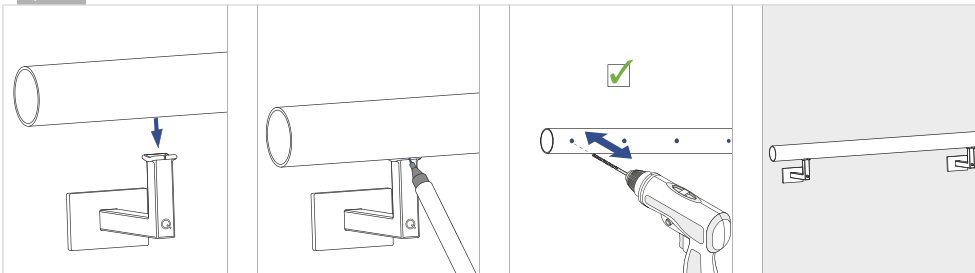
304

INDOOR

13.4112.000.12	QS-5 455 / QS-54 456	2
----------------	----------------------	---



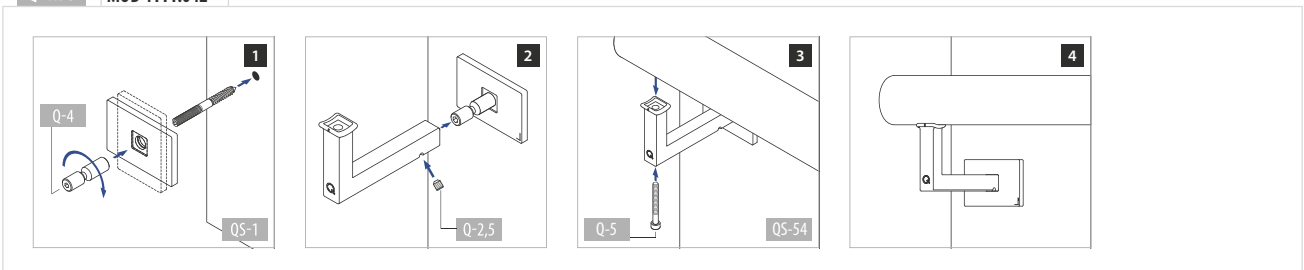
Q-INFO



Q-INFO

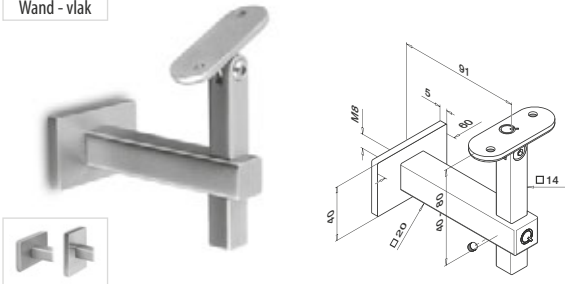


Q-INFO MOD 4111.042





Wand - vlak

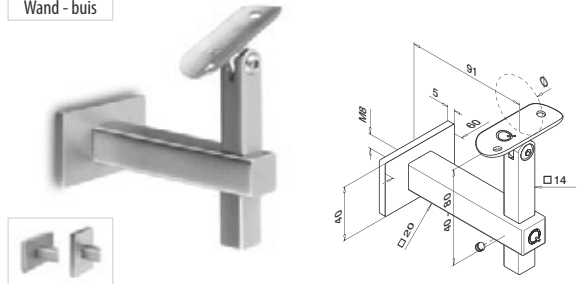


MOD 4145

304			
INDOOR			
13.4145.000.12	QS-1 455 / QS-12 456		2
316			
OUTDOOR			
14.4145.000.12	QS-2 455 / QS-13 456		2



Wand - buis

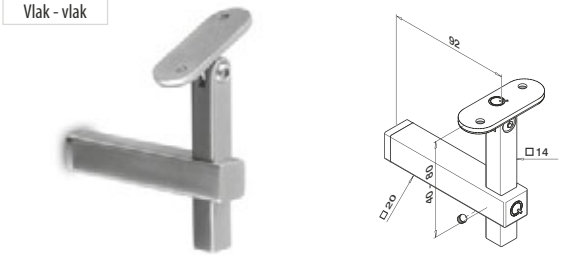


MOD 4145

304			
INDOOR	\emptyset		
13.4145.042.12	42,4	QS-1 455 / QS-10 455	2



Vlak - vlak

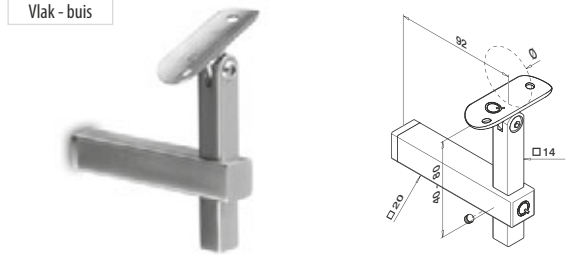


MOD 4133

304			
INDOOR			
13.4133.000.12	QS-55 458 / QS-21 456 / QS-12 456		2



Vlak - buis

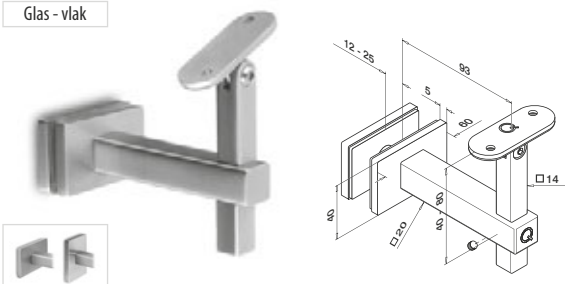


MOD 4133

304			
INDOOR	\emptyset		
13.4133.042.12	42,4	QS-55 458 / QS-21 456 / QS-10 455	2



Glas - vlak

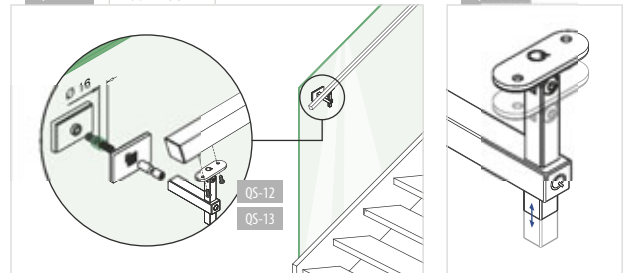


MOD 4155

304			
INDOOR			
13.4155.000.12	QS-12 456		2
316			
OUTDOOR			
14.4155.000.12	QS-13 456		2

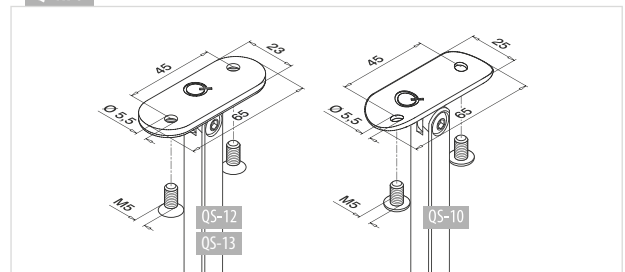


Q-INFO MOD 4155



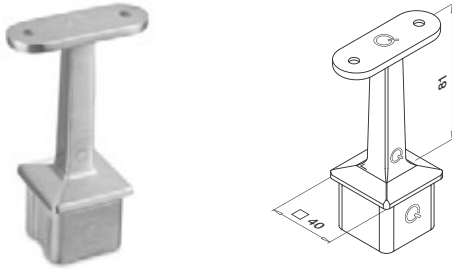
Q-INFO

Q-INFO



MOD 4925, 4900
231

Buis - vlak

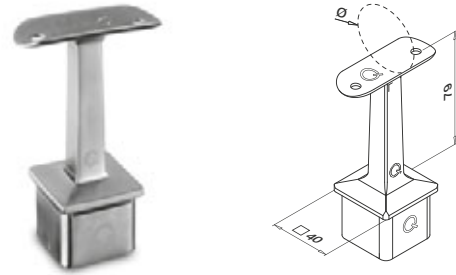


MOD 4710 - □ 40 x 40 x 2,0 mm

304		
INDOOR		
13.4710.000.12	QS-12 456	2
316		
OUTDOOR		
14.4710.000.12	QS-13 456	2



Buis - buis

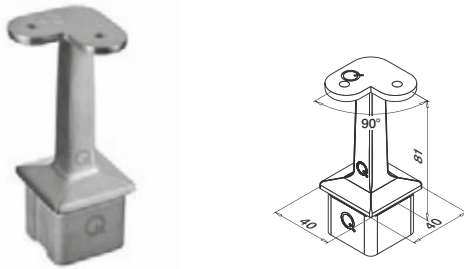


MOD 4710 - □ 40 x 40 x 2,0 mm

304		
INDOOR	∅	
13.4710.042.12	42,4	QS-10 455 2
13.4710.048.12	48,3	QS-10 455 2
316		
OUTDOOR	∅	
14.4710.042.12	42,4	QS-11 455 2
14.4710.048.12	48,3	QS-11 455 2



Buis - vlak

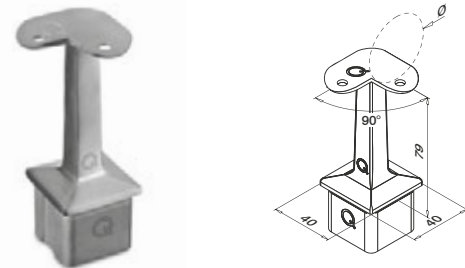


MOD 4710 - □ 40 x 40 x 2,0 mm

304		
INDOOR		
13.4710.800.12	QS-12 456	2
316		
OUTDOOR		
14.4710.800.12	QS-13 456	2



Buis - buis

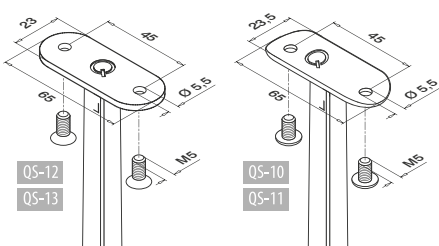


MOD 4710 - □ 40 x 40 x 2,0 mm

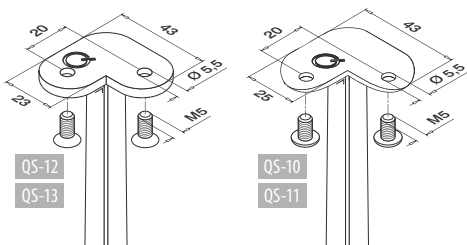
304		
INDOOR	∅	
13.4710.842.12	42,4	QS-10 455 2
316		
OUTDOOR	∅	
14.4710.842.12	42,4	QS-11 455 2



Q-INFO MOD 4710.000 / 4710.04x



Q-INFO MOD 4710.8xx



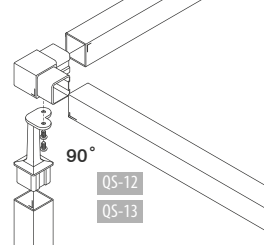
Q-INFO



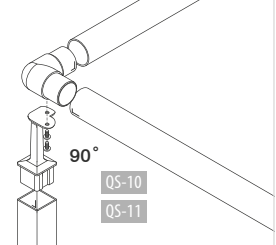
Q-INFO

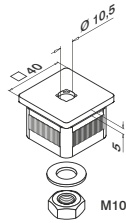


Q-INFO MOD 4710.800



Q-INFO MOD 4710.842



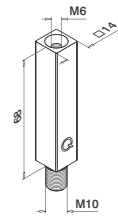


MOD 4733 - EASY HIT®

304		
INDOOR		
13.4733.040.12		2



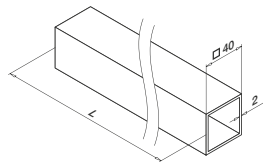
- MOD 1810**
281, 309
- MOD 1801**
281, 309
- MOD 1802**
281, 309



MOD 4811

304		
INDOOR		
13.4811.068.12	QS-48 456	2

Q-TUBE



MOD 4925 / 4900


304		
INDOOR		
13.4925.040.12	40 x 40 x 2,0	L = 2500 mm
13.4900.040.12	40 x 40 x 2,0	L = 5000 mm
316		
OUTDOOR		
14.4925.040.12	40 x 40 x 2,0	L = 2500 mm
14.4900.040.12	40 x 40 x 2,0	L = 5000 mm



PREFIX We kunnen dit artikel op basis van uw specificaties op maat zagen en in de juiste lengte en het juiste verstek leveren. Neem contact met ons op voor de details.

U vindt de berekeningsbasis voor buizen, staven en U-profielen op www.q-railing.com/test-berekeningen

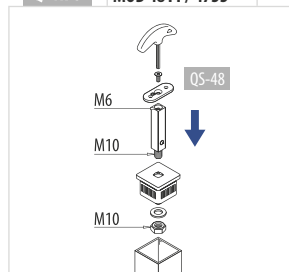
Q-INFO



EASY HIT®

Q-INFO

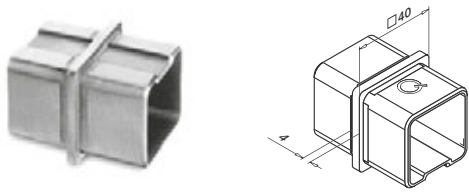
MOD 4811 / 4733



Q-INFO

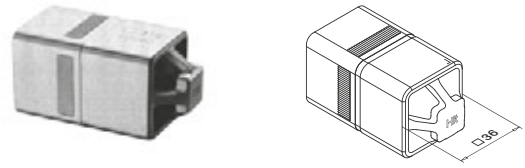


Q-23
Q-cleaner
19.0601.000.00



MOD 4790

304		
INDOOR	□	
13.4790.040.12	40 x 40 x 2,0	2
316		
OUTDOOR	□	
14.4790.040.12	40 x 40 x 2,0	2



MOD 5792 - EASY HIT®

316	Onbewerkt	
OUTDOOR	□	
14.5792.040.00	voor 40 x 40 x 2,0	2

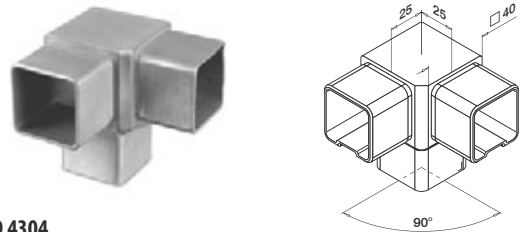


International Design
Model Protection



MOD 4301

304		
INDOOR	□	
13.4301.040.12	40 x 40 x 2,0	2
316		
OUTDOOR	□	
14.4301.040.12	40 x 40 x 2,0	2

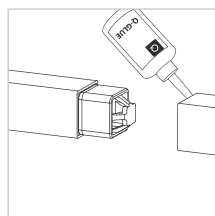
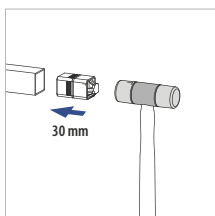


MOD 4304

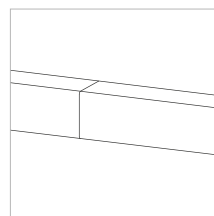
304		
INDOOR	□	
13.4304.040.12	40 x 40 x 2,0	2
316		
OUTDOOR	□	
14.4304.040.12	40 x 40 x 2,0	2



Q-INFO MOD 5792



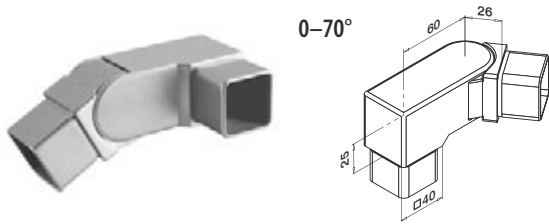
Q-21
Q-glue
19.1331.000.00



Q-INFO



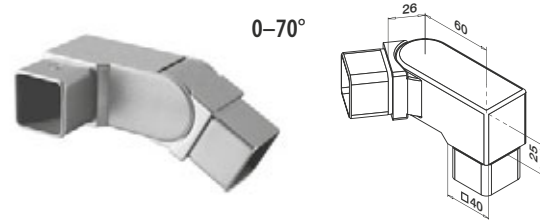
Q-22
Q-ultra-clean
19.0610.000.00



MOD 4317

304

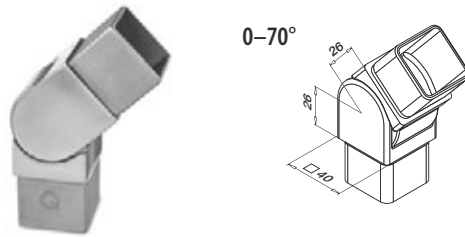
INDOOR	<input type="checkbox"/>	<input type="checkbox"/>
13.4317.040.12	40 x 40 x 2,0	2



MOD 4318

304

INDOOR	<input type="checkbox"/>	<input type="checkbox"/>
13.4318.040.12	40 x 40 x 2,0	2



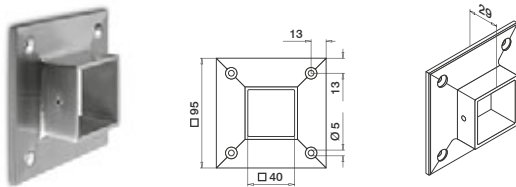
MOD 4312

304

INDOOR	<input type="checkbox"/>	<input type="checkbox"/>
13.4312.040.12	40 x 40 x 2,0	2

316

OUTDOOR	<input type="checkbox"/>	<input type="checkbox"/>
14.4312.040.12	40 x 40 x 2,0	2



MOD 4505

304

INDOOR		<input type="checkbox"/>
13.4505.040.12	QS-5 455	2

316

OUTDOOR		<input type="checkbox"/>
14.4505.040.12	QS-6 455	2



MOD 5728 - EASY HIT®

304

INDOOR	<input type="checkbox"/>	<input type="checkbox"/>
13.5728.040.12	40 x 40 x 2,0	2

NEW

316

OUTDOOR	<input type="checkbox"/>	<input type="checkbox"/>
14.5728.040.12	40 x 40 x 2,0	2

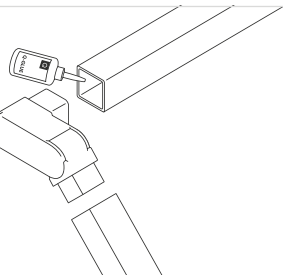


Q-INFO MOD 4317 / 4318




Q-21
Q-glue
19.1331.000.00

90°



Q-INFO MOD 5728



EASY HIT®



SQUARE LINE[®] 60x30

EEN STERK
STAALTJE DESIGN



Slanke vormen, robuuste resultaten

Met zijn slanke RVS balusters en bijpassende handrailing heeft Square Line® 60x30 een uitgesproken vormgeving. Ideaal wanneer u een gedurfd design wilt creëren, dat aan hoge veiligheidseisen moet voldoen.

- Top- en zijmontage
- Licht en gemiddeld gebruik voor trappen en balustrades, zowel binnen als buiten
- Lassen niet nodig; lijmen, boren en draadtappen volstaat
- Te combineren met:
 - Alle Q-railing handrailingen in rond of vierkant en RVS of hout (Naturail en Bendywood)
 - Q-glass (glasvulling op maat en standaardglas uit voorraad)
 - Q-lights Linear Light en Q-lights Spotlight voor handrailingen met LED)

Square Line 60x30	UK	DE	NL	IT	CH	ES	FR
Max. lijnlast (kN/m)	3,0	1,0	0,8	2,0	3,0	3,0	1,0

Let op de specificaties zoals bevestigingsmiddelen en glasafmetingen van de desbetreffende keurmerken. Kijk voor meer informatie op www.q-railing.com/certificaten



SQUARE LINE® 60x30 VULLINGEN

Glas


- Glasframebuis
- Glasklemmen
- Glasadapters
 - Spider
- Glashouders



☞ 325

Staf / buis

- Horizontale vulling
- Verticale vulling



☞ 330

Kabel


- Fast Fix Ø 3,2 mm
- Fast Fix Ø 4,0 mm
- Ø 3,2 mm
- Ø 6,0 mm



☞ 345

Net


- Easy Q-web



☞ 355

Plaat

- Plaatadapters

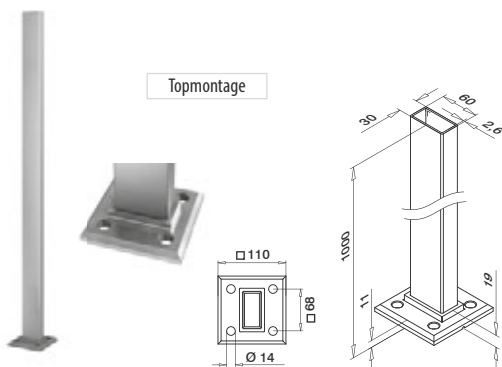


☞ 359

Balusters

GESLEPEN

SQUARE LINE® 60x30 - Balusters en afdekkappen



MOD 4901

316

OUTDOOR

14.4901.063.12 60 x 30 x 2,6 QS-559 465 1



NEN 2608

STATISCHE BERECHNUNG CONCRETEWAY

BS 6180 APPROVED

AbP BALUSTERRAILING SYSTEM

GETEST

Heeft u speciale wensen als het gaat om voorbereide producten? Ga dan naar www.q-railing.com/prefix

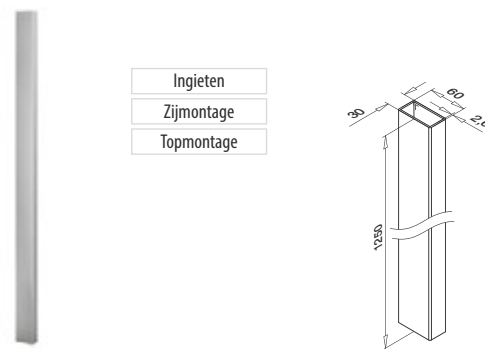


MOD 4513

316

OUTDOOR

14.4513.063.12 2



MOD 4902

316

OUTDOOR

14.4902.063.12 60 x 30 x 2,6 1



MOD 4512

316

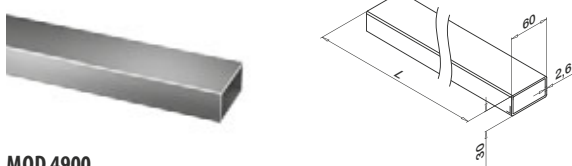
OUTDOOR

14.4512.063.12 2

Balusters

GESLEPEN

SQUARE LINE® 60x30 - Buizen



MOD 4900

316

OUTDOOR

14.4900.063.12 60 x 30 x 2,6 L = 5000 mm



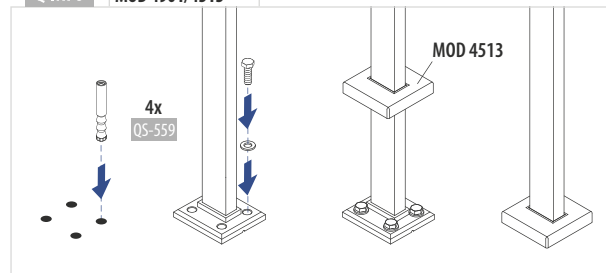
U vindt testresultaten voor MOD 4901/4902 op www.q-railing.com/test-berekeningen

GETEST

Q-TUBE

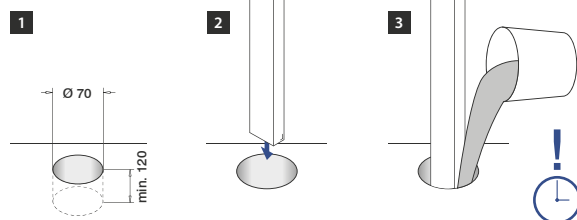
U vindt de berekeningsbasis voor buizen, staven en U-profielen op www.q-railing.com/test-berekeningen

Q-INFO MOD 4901/4513



Q-INFO

MOD 4902/4512



Q-INFO



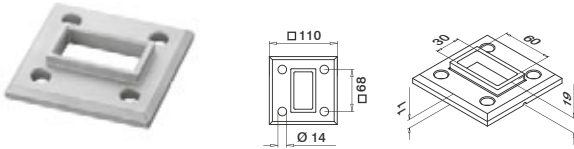
Q-22

Q-ultra-clean
19.0610.000.00

Balusters

GESLEPEN

SQUARE LINE® 60x30 - Balusterflenzen



MOD 3503

316

OUTDOOR

14.3503.063.00 110 QS-559 465 2

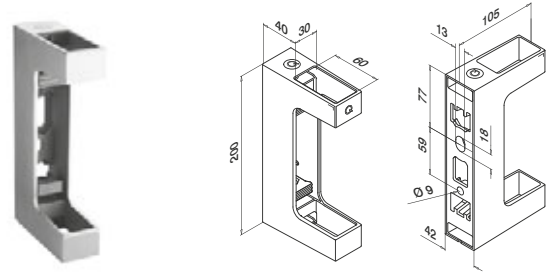


Balusters

GESLEPEN

SQUARE LINE® 60x30 - Balustersteunen

Zijmontage



MOD 4558

316

OUTDOOR

14.4558.063.12 60 x 30 QS-559 465 1

International Design
Model Protection

Balusters

GESLEPEN

SQUARE LINE® 60x30 - Eindkappen en handrailingsadapters

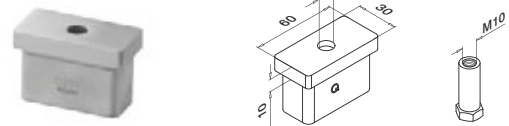


MOD 5728 - EASY HIT®

316

OUTDOOR

14.5728.063.12 60 x 30 x 2,6 2

International Design
Model Protection

MOD 4725 - □ 60 x 30 x 2,6 mm

316

OUTDOOR


14.4725.063.12 QS-48 456 2



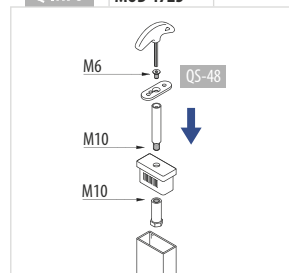
MOD 0811 280 MOD 0812 280 MOD 4811 231

MOD 1810 281, 309 MOD 1801 281, 309 MOD 1802 281, 309

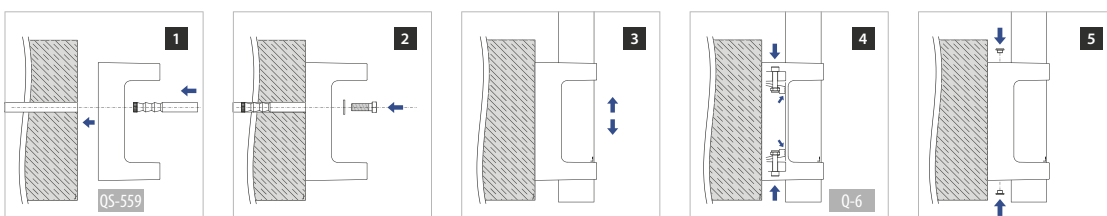
Q-INFO MOD 5728



Q-INFO MOD 4725



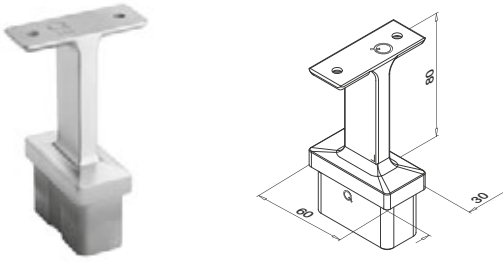
Q-INFO MOD 4558





SQUARE LINE® 60x30 - Handrailingsteunen

Buis - vlak



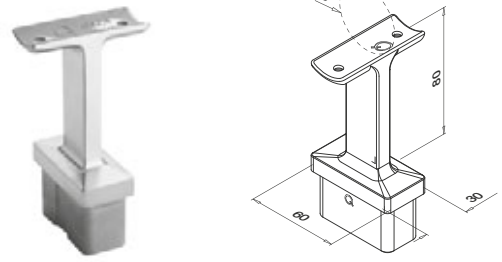
MOD 4711 - □ 60 x 30 x 2,6 mm

316			
OUTDOOR			
14.4711.000.12	QS-13		2



International Design
Model Protection

Buis - buis



MOD 4711 - □ 60 x 30 x 2,6 mm

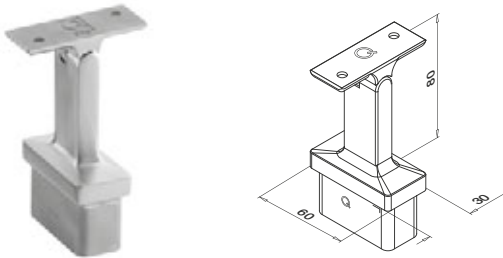
316			
OUTDOOR	∅		
14.4711.042.12	42,4	QS-13	2
14.4711.048.12	48,3	QS-13	2



International Design
Model Protection

SQUARE LINE® 60x30 - Handrailingsteunen, verstelbaar

Buis - vlak



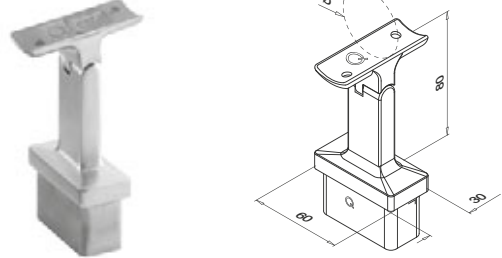
MOD 4719 - □ 60 x 30 x 2,6 mm

316			
OUTDOOR			
14.4719.000.12	QS-13		2



International Design
Model Protection

Buis - buis



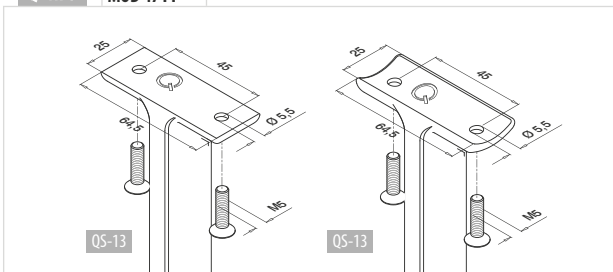
MOD 4719 - □ 60 x 30 x 2,6 mm

316			
OUTDOOR	∅		
14.4719.042.12	42,4	QS-13	2
14.4719.048.12	48,3	QS-13	2

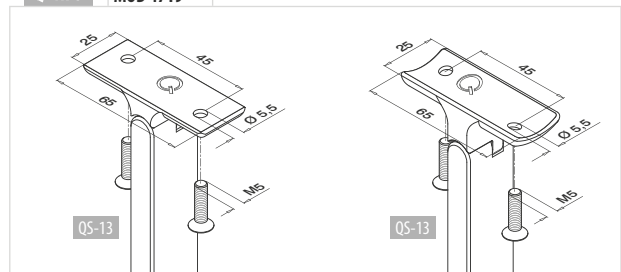


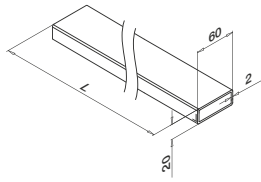
International Design
Model Protection

Q-INFO MOD 4711



Q-INFO MOD 4719





MOD 4925 / 4900

316

OUTDOOR

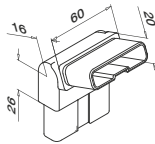
14.4925.262.12	60 x 20 x 2,0	L = 2500 mm
14.4900.262.12	60 x 20 x 2,0	L = 5000 mm

International Design
Model Protection

PREFIX We kunnen dit artikel op basis van uw specificaties op maat zagen en in de juiste lengte en het juiste verstek leveren. Neem contact met ons op voor de details.



0 - 70°

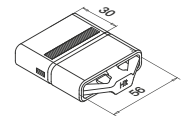


MOD 4312

316

OUTDOOR

14.4312.262.12	60 x 20 x 2,0	2
----------------	---------------	---

International Design
Model Protection

MOD 5792 - EASY HIT®

316

OUTDOOR

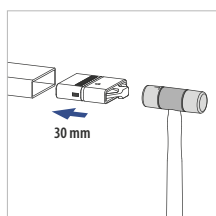
14.5792.262.00	voor 60 x 20 x 2,0	2
----------------	--------------------	---

International Design
Model Protection

U vindt de berekeningsbasis voor buizen, staven en U-profielen op www.q-railing.com/test-berekeningen

Q-INFO

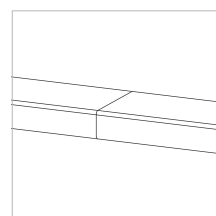
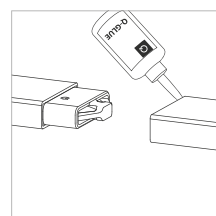
MOD 5792



Q-21

Q-glue

19.1331.000.00



Q-INFO




Q-22

Q-ultra-clean

19.0610.000.00

SQUARE LINE® 60x30 - Verbinders



MOD 4320

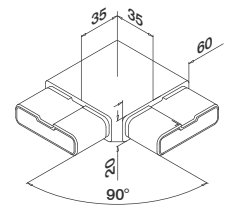
316

OUTDOOR



14.4320.262.12 60 x 20 x 2,0

1



MOD 4301

316

OUTDOOR



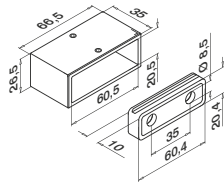
14.4301.262.12 60 x 20 x 2,0

2



International Design
Model Protection

SQUARE LINE® 60x30 - Muurflenzen



MOD 4504

316

OUTDOOR



14.4504.062.12 60 x 20 x 2,0

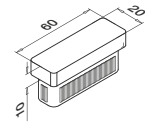
QS-55 458 / QS-27 454

2



International Design
Model Protection

SQUARE LINE® 60x30 - Eindkappen



MOD 5727 - EASY HIT®

316

OUTDOOR




14.5727.262.12 60 x 20 x 2,0

2



International Design
Model Protection

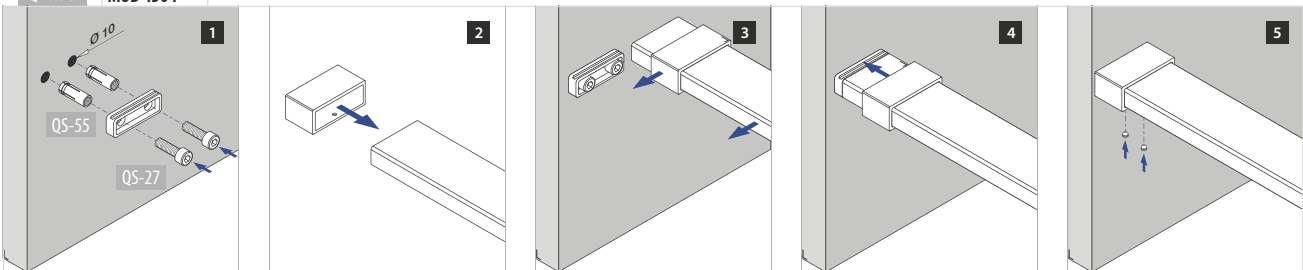
Q-INFO MOD 5727



Q-INFO



Q-INFO MOD 4504





Q-LINE

FLEXIBEL IN ROND

Een systeem met eindelijk veel opties

Van alle Q-railing systemen biedt Q-line u het meest uitgebreide assortiment. U heeft keuze uit talloze onderdelen, die stuk voor stuk kunnen dealen met nagenoeg elke constructie-uitdaging en bijzondere wens. Zelfs gepolijste onderdelen zijn er in overvloed. Combineren met onderdelen van andere balustrerailingen? Ook dat kan. Laat uw designfantasie de vrije loop.

- Top- en zijmontage
- Licht en gemiddeld gebruik voor trappen en balustrades, zowel binnen als buiten
- Lassen niet nodig; lijmen, boren en draadtappen volstaat
- Te combineren met:
 - Q-glass (glasvulling op maat en standaardglas uit voorraad)
 - Alle Q-railing handrailingen in rond of vierkant en RVS of hout (Naturail en Bendywood)
 - Q-lights Linear Light en Q-lights Spotlight (voor handrailingen met LED)



Q-LINE VULLINGEN

Glas

- Glasframebuis
- Glasklemmen
- Glasadapters
 - Spider
- Glashouders



325

Staf / buis

- Horizontale vulling
- Verticale vulling



330

Kabel


- Fast Fix Ø 3,2 mm
- Fast Fix Ø 4,0 mm
- Ø 3,2 mm
- Ø 6,0 mm



345

Net


- Easy Q-web



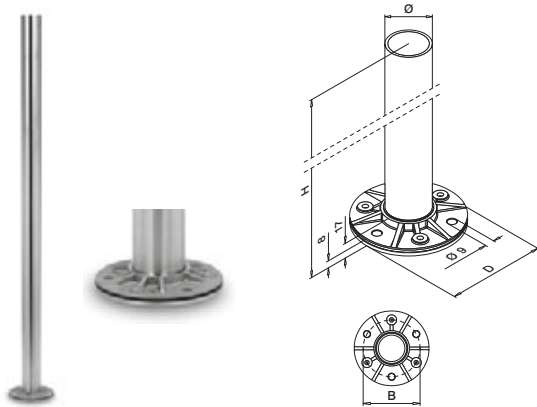
355

Plaat

- Plaatadapters



359

**MOD 0912****304**

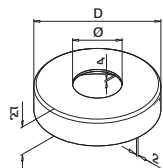
INDOOR	Ø	B	D	H		
13.0912.242.12	42,4 x 2,0	80	Ø 105	989	QS-35	467

316

OUTDOOR	Ø	B	D	H		
14.0912.242.12	42,4 x 2,0	80	Ø 105	989	QS-34	467
14.0912.042.12	42,4 x 2,6	80	Ø 105	989	QS-34	467



Heeft u speciale wensen als het gaat om voorbereekte producten? Ga dan naar www.q-railing.com/prefix

**MOD 0511****304**

INDOOR	Ø	D	
13.0511.042.12	42,4	Ø 110	2
13.0511.048.12	48,3	Ø 120	2

316

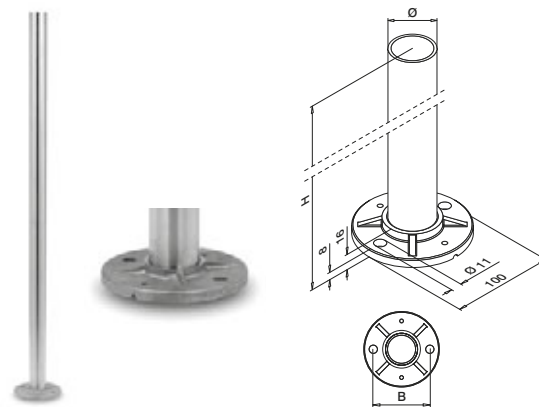
OUTDOOR	Ø	D	
14.0511.042.12	42,4	Ø 110	2
14.0511.048.12	48,3	Ø 120	2

Q-INFO

MOD 0511



Rubberen ring

**MOD 0914****304**

INDOOR	Ø	H	B		
13.0914.242.12	42,4 x 2,0	970	75	QS-59	467
13.0914.248.12	48,3 x 2,0	970	80	QS-59	467
13.0914.042.12	42,4 x 2,6	970	75	QS-59	467
13.0914.048.12	48,3 x 2,6	970	80	QS-59	467

316

OUTDOOR	Ø	H	B		
14.0914.242.12	42,4 x 2,0	970	75	QS-58	467
14.0914.248.12	48,3 x 2,0	970	80	QS-58	467
14.0914.042.12	42,4 x 2,6	970	75	QS-58	467
14.0914.048.12	48,3 x 2,6	970	80	QS-58	467

MOD 0921**316**

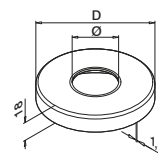
OUTDOOR	Ø	H	B		
14.0921.242.12	42,4 x 2,0	989	75	QS-58	467
14.0921.248.12	48,3 x 2,0	989	80	QS-58	467

NEW
NEW**MOD 0944****304**

INDOOR	Ø	H	B		
13.0944.242.12	42,4 x 2,0	1150	75	QS-59	467

316

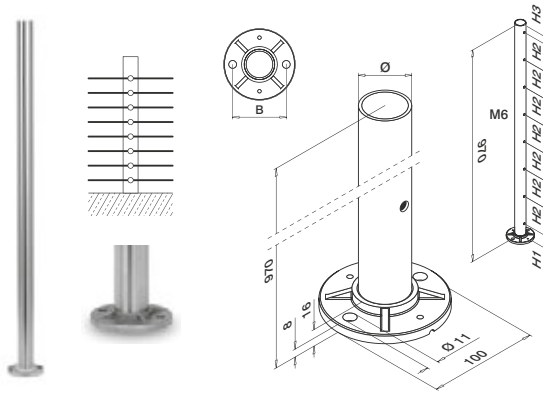
OUTDOOR	Ø	H	B		
14.0944.242.12	42,4 x 2,0	1150	75	QS-58	467
14.0944.248.12	48,3 x 2,0	1150	80	QS-58	467

**MOD 0512****304**

INDOOR	Ø	D	
13.0512.042.12	42,4	Ø 105	2
13.0512.048.12	48,3	Ø 105	2

316

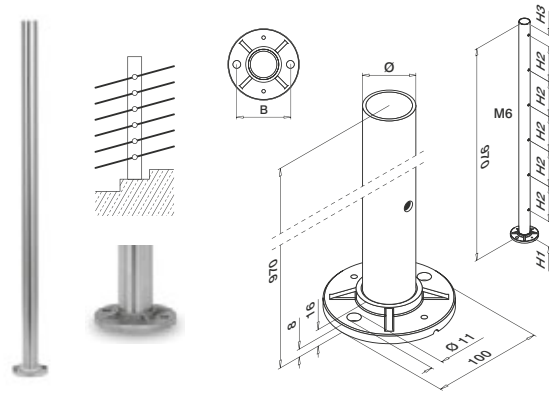
OUTDOOR	Ø	D	
14.0512.042.12	42,4	Ø 105	2
14.0512.048.12	48,3	Ø 105	2



MOD 0930

304

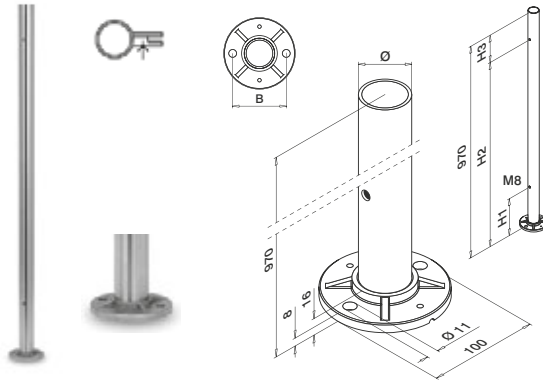
INDOOR	Ø	B	H1	H2	H3		
13.0930.242.12	42,4 x 2,0	75	60	125	35	QS-59	467 1



MOD 0931

304

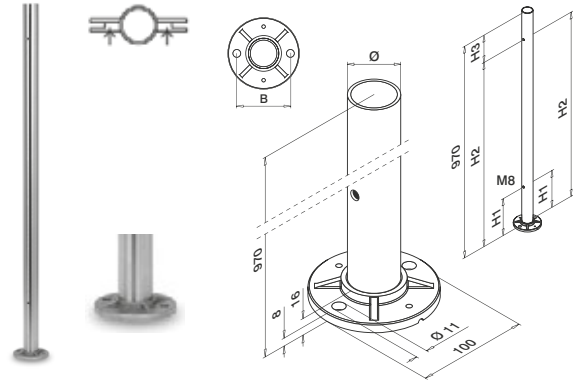
INDOOR	Ø	B	H1	H2	H3		
13.0931.242.12	42,4 x 2,0	75	125	160	45	QS-59	467 1



MOD 0932

304

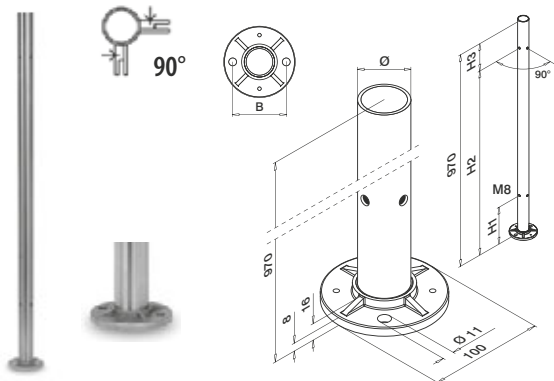
INDOOR	Ø	B	H1	H2	H3		
13.0932.242.12	42,4 x 2,0	75	175	850	120	QS-59	467 1



MOD 0933

304

INDOOR	Ø	B	H1	H2	H3		
13.0933.242.12	42,4 x 2,0	75	175	850	120	QS-59	467 1



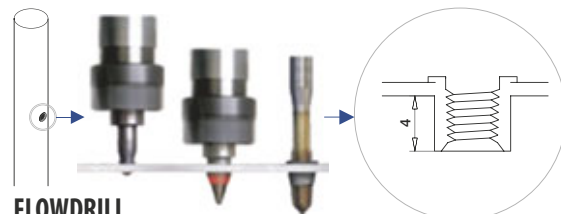
MOD 0934

304

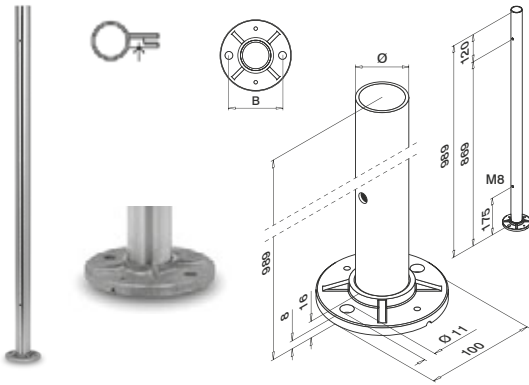
INDOOR	Ø	B	H1	H2	H3		
13.0934.242.12	42,4 x 2,0	75	175	850	120	QS-59	467 1



Q-INFO



FLOWDRILL

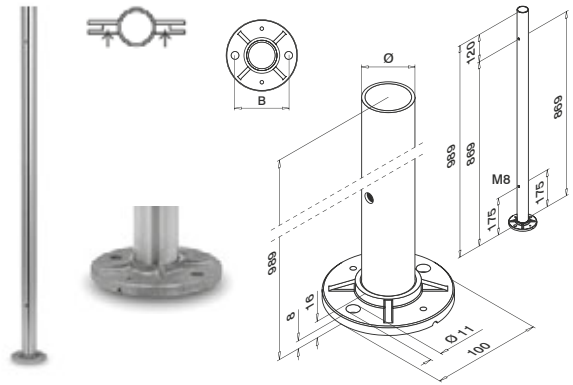


MOD 0962

316

OUTDOOR	Ø	B		
14.0962.242.12	42,4 x 2,0	75	QS-58	467
14.0962.248.12	48,3 x 2,0	80	QS-58	467

NEW

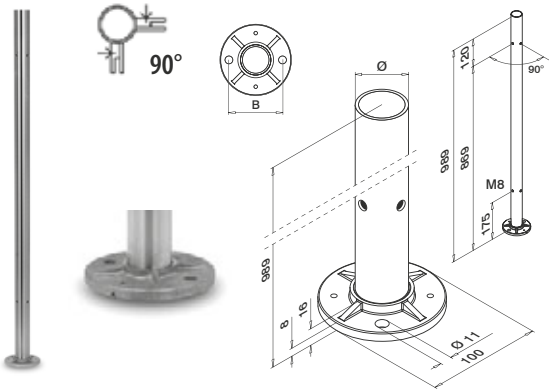


MOD 0963

316

OUTDOOR	Ø	B		
14.0963.242.12	42,4 x 2,0	75	QS-58	467
14.0963.248.12	48,3 x 2,0	80	QS-58	467

NEW



MOD 0964

316

OUTDOOR	Ø	B		
14.0964.242.12	42,4 x 2,0	75	QS-58	467
14.0964.248.12	48,3 x 2,0	80	QS-58	467

NEW

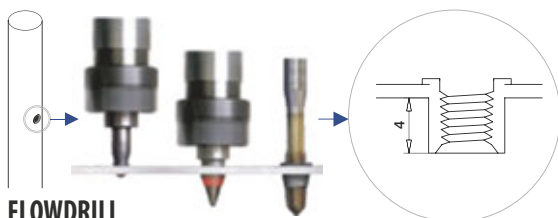


MOD 0512

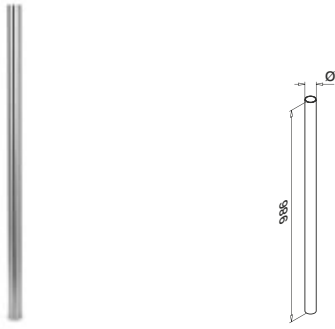
316

OUTDOOR	Ø	D	
14.0512.042.12	42,4	Ø 105	2
14.0512.048.12	48,3	Ø 105	2


Q-INFO



FLOWDRILL

**MOD 0901**

304

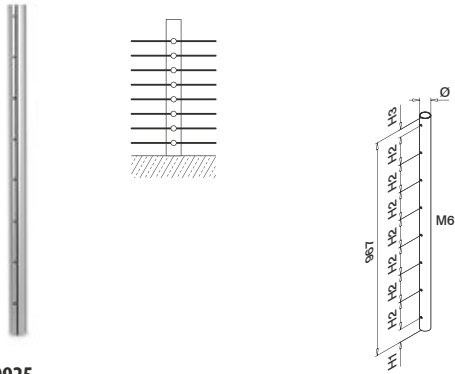
INDOOR	Ø	
13.0901.242.12	42,4 x 2,0	1

**Q-INFO**

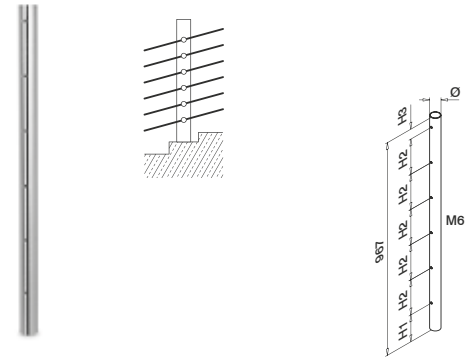
Q-23

Q-cleaner

19.0601.000.00

**MOD 0925****304**

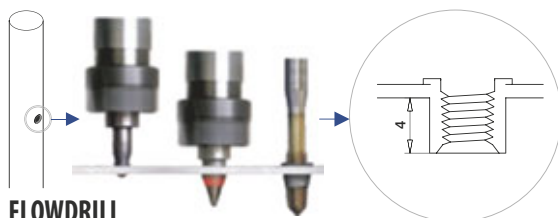
INDOOR	Ø	H1	H2	H3	
13.0925.242.12	42,4 x 2,0	57	125	35	1

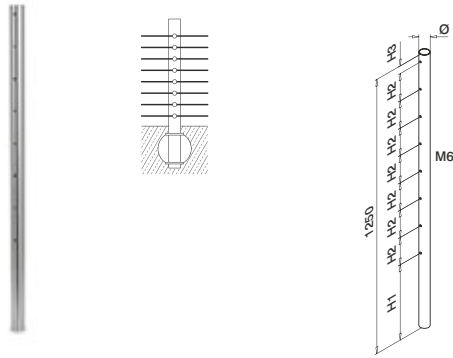
**MOD 0926****304**

INDOOR	Ø	H1	H2	H3	
13.0926.242.12	42,4 x 2,0	122	160	45	1



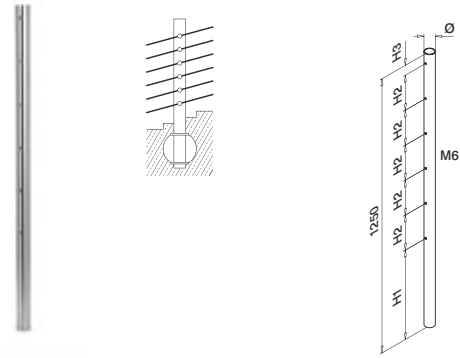
Q-INFO

**FLOWDRILL**

**MOD 0935**

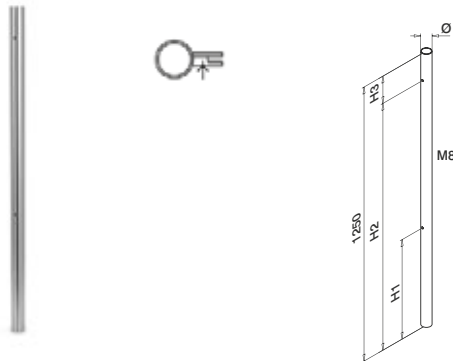
304

INDOOR	Ø	H1	H2	H3	
13.0935.242.12	42,4 x 2,0	340	125	35	1

**MOD 0936**

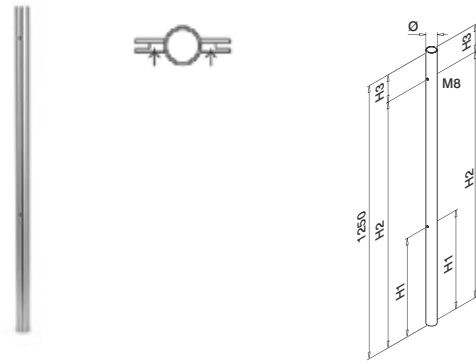
304

INDOOR	Ø	H1	H2	H3	
13.0936.242.12	42,4 x 2,0	405	160	45	1

**MOD 0937**

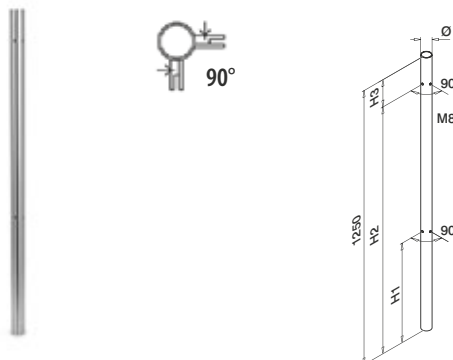
304

INDOOR	Ø	H1	H2	H3	
13.0937.242.12	42,4 x 2,0	455	1130	120	1

**MOD 0938**


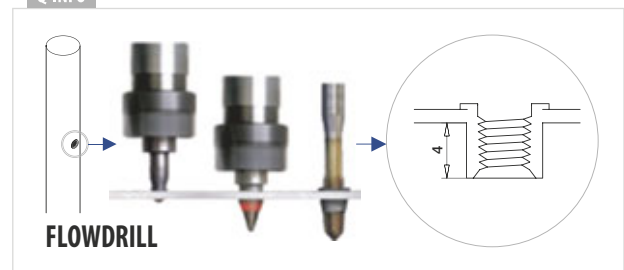
304

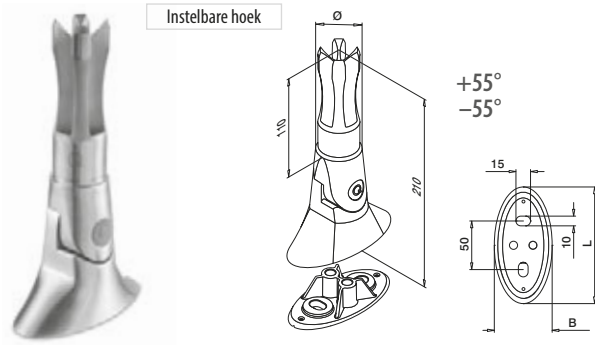
INDOOR	Ø	H1	H2	H3	
13.0938.242.12	42,4 x 2,0	455	1130	120	1

**MOD 0939**

304

INDOOR	Ø	H1	H2	H3	
13.0939.242.12	42,4 x 2,0	455	1130	120	1

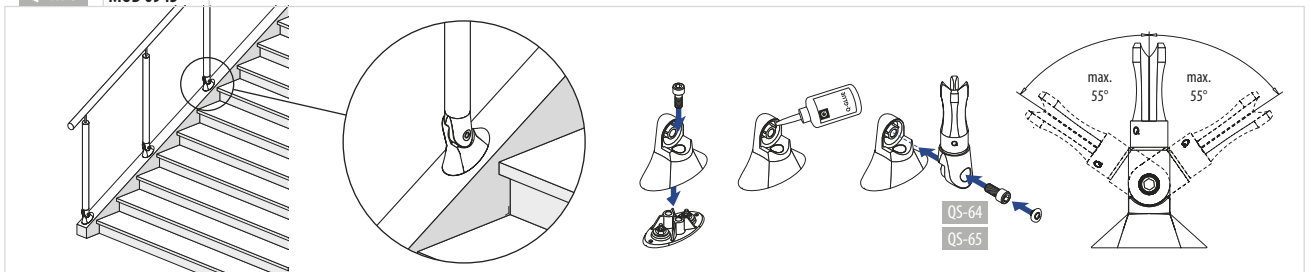
**Q-INFO****FLOWDRILL**

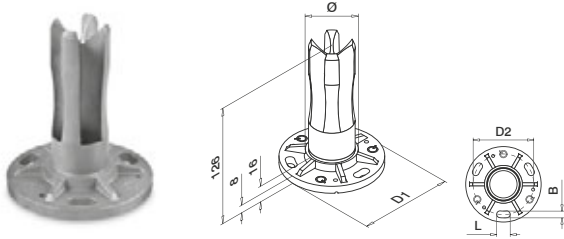
**MOD 0945****304**

INDOOR	Ø	B	L		
13.0945.242.12	42,4 x 2,0	59	118	QS-65	463
13.0945.248.12	48,3 x 2,0	65	118	QS-65	463

316

OUTDOOR	Ø	B	L		
14.0945.242.12	42,4 x 2,0	59	118	QS-64	463

**Q-INFO MOD 0945**



MOD 0942

304

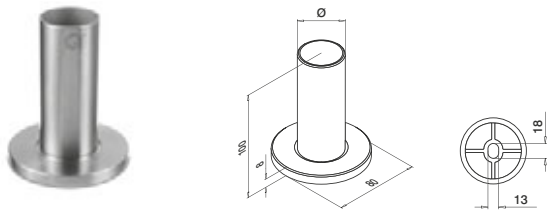
INDOOR	Ø	D1	D2	B x L	Q-S-35	467	2
13.0942.233.00	33,7 x 2,0	100	80	9x28	Q-S-35	467	2
13.0942.242.00	42,4 x 2,0	100	80	9x28	Q-S-35	467	2
13.0942.248.00	48,3 x 2,0	100	80	9x28	Q-S-35	467	2
13.0942.060.00	60,3 x 2,0	120	90	11x30	Q-S-35	467	2

316

OUTDOOR	Ø	D1	D2	B x L	Q-S-34	467	2
14.0942.233.00	33,7 x 2,0	100	80	9x28	Q-S-34	467	2
14.0942.242.00	42,4 x 2,0	100	80	9x28	Q-S-34	467	2
14.0942.248.00	48,3 x 2,0	100	80	9x28	Q-S-34	467	2
14.0942.060.00	60,3 x 2,0	120	90	11x30	Q-S-34	467	2

International Design
Model Protection

Geen afdekkap noodzakelijk



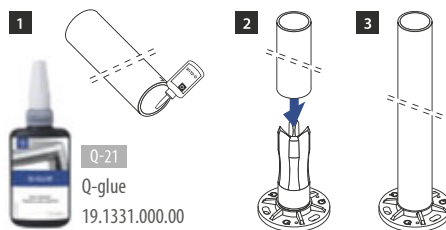
MOD 0946

304

INDOOR	Ø	Q-S-33	464	2
13.0946.242.12	42,4 x 2,0	Q-S-33	464	2
13.0946.248.12	48,3 x 2,0	Q-S-33	464	2



Q-INFO MOD 0942



Q-INFO MOD 0946



MOD 0512

304

INDOOR	Ø	D	2
13.0512.033.12	33,7	Ø 105	2
13.0512.042.12	42,4	Ø 105	2
13.0512.048.12	48,3	Ø 105	2

316

OUTDOOR	Ø	D	2
14.0512.033.12	33,7	Ø 105	2
14.0512.042.12	42,4	Ø 105	2
14.0512.048.12	48,3	Ø 105	2

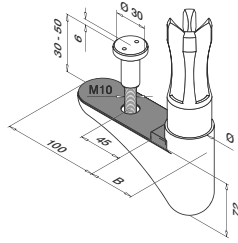
MOD 0513

304

INDOOR	Ø	D	2
13.0513.042.12	42,4	Ø 125	2
13.0513.048.12	48,3	Ø 125	2
13.0513.060.12	60,3	Ø 125	2

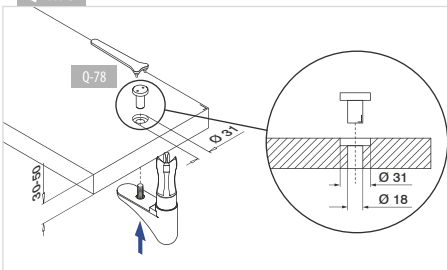
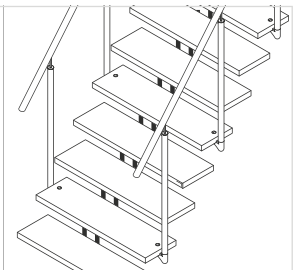
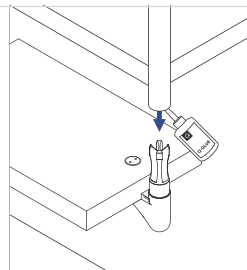
316

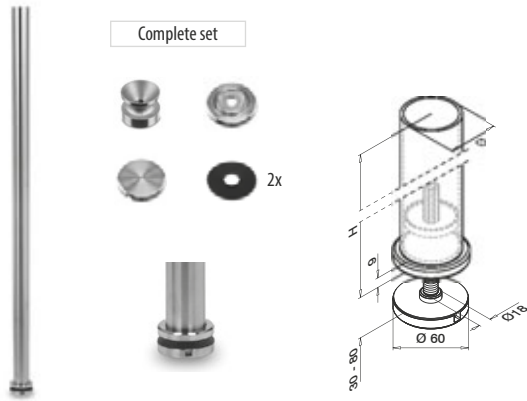
OUTDOOR	Ø	D	2
14.0513.042.12	42,4	Ø 125	2
14.0513.048.12	48,3	Ø 125	2
14.0513.060.12	60,3	Ø 125	2

**MOD 0947**

304

INDOOR	Ø	B	
13.0947.242.12	42,4 x 2,0	48	1

DESIGN
productInternational Design
Model Protection**Q-INFO**Q-21
Q-glue
19.1331.000.00



MOD 0544

304

INDOOR	Ø	H	
13.0544.042.12	42,4 x 2,6	970	1

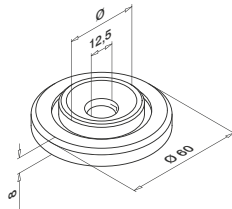
MOD 0564

304

INDOOR	Ø	H	
13.0564.242.12	42,4 x 2,0	1150	1



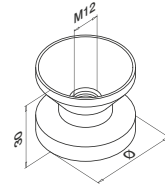
Heeft u speciale wensen als het gaat om voorbewerkte producten? Ga dan naar www.q-railing.com/prefix



MOD 0501

304

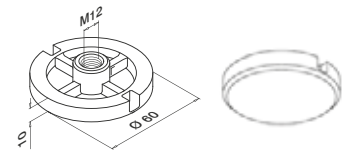
INDOOR	Ø	
13.0501.042.12	42,4 x 2,0 + 42,4 x 2,6	2



MOD 3501

304

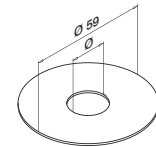
INDOOR	Ø		
13.3501.242.00	42,4 x 2,0	QS-274	462 2
13.3501.042.00	42,4 x 2,6	QS-274	462 2



MOD 0731

304

INDOOR	
13.0731.060.12	2



MOD 5080

Toebehoren

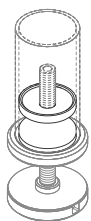
Toebehoren	Ø	
19.5080.060.00	18	20

MOD 5081

Toebehoren

Toebehoren	Ø	
19.5081.060.00	12	20

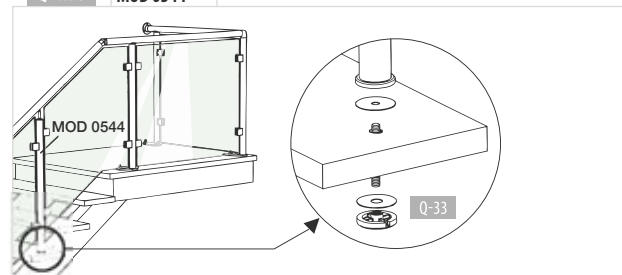
Q-INFO MOD 3501



Q-INFO



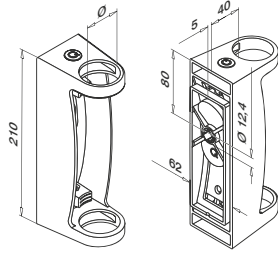
Q-INFO MOD 0544







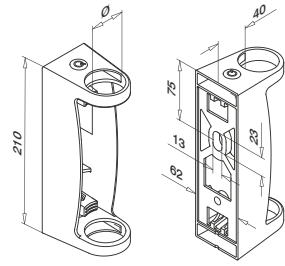
Hoek instelbaar



MOD 0556

304

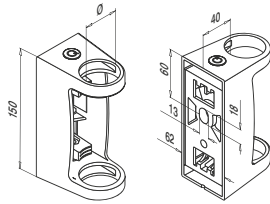
INDOOR	Ø		
13.0556.042.12	42,4	QS-505	464 / QS-551 456

International Design
Model ProtectionHoek NIET
instelbaar

MOD 0558

304

INDOOR	Ø		
13.0558.042.12	42,4	QS-33	464
13.0558.048.12	48,3	QS-33	464

International Design
Model ProtectionHoek NIET
instelbaar

MOD 0557

304

INDOOR	Ø		
13.0557.042.12	42,4	QS-33	464
13.0557.048.12	48,3	QS-33	464

316

OUTDOOR	Ø		
14.0557.042.12	42,4	QS-32	464
14.0557.048.12	48,3	QS-32	464

International Design
Model Protection

Waterpas

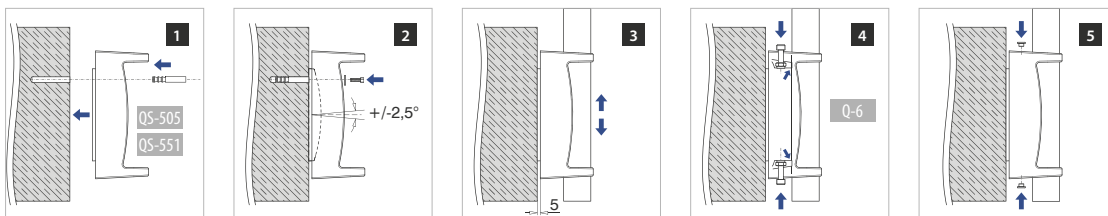
□ 40, Ø 42,4, Ø 48,3 mm

MOD 0500

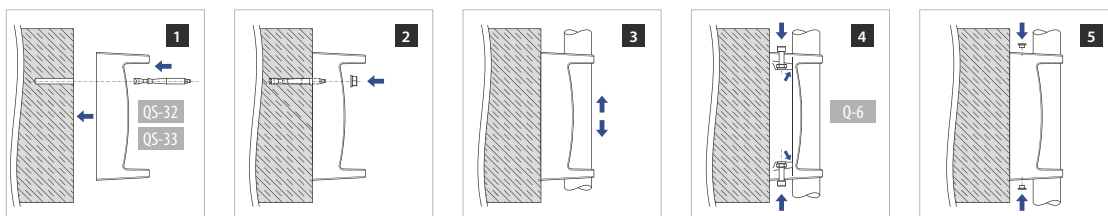
Toebehoren

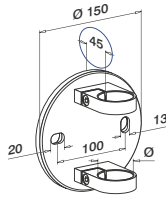
	Q	
19.0500.000.00	Q-72	1

Q-INFO MOD 0556



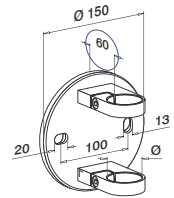
Q-INFO MOD 0557 / 0558





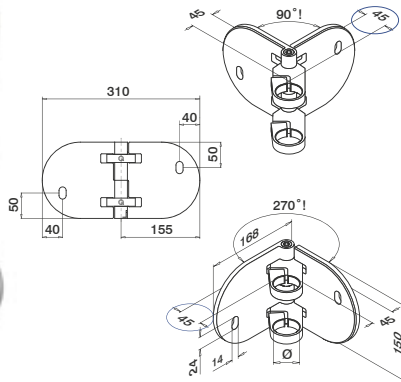
MOD 0551

304				
INDOOR	Ø			
13.0551.042.12	42,4	QS-33	464	1
13.0551.048.12	48,3	QS-33	464	1
316				
OUTDOOR	Ø			
14.0551.042.12	42,4	QS-32	464	1
14.0551.048.12	48,3	QS-32	464	1



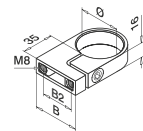
MOD 0552

304				
INDOOR	Ø			
13.0552.042.12	42,4	QS-33	464	1
316				
OUTDOOR	Ø			
14.0552.042.12	42,4	QS-32	464	1
14.0552.048.12	48,3	QS-32	464	1



MOD 0555

304				
INDOOR	Ø			
13.0555.042.12	42,4	QS-33	464	1
316				
OUTDOOR	Ø			
14.0555.042.12	42,4	QS-32	464	1
14.0555.048.12	48,3	QS-32	464	1



MOD 3507

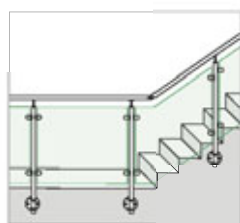
304				
INDOOR	Ø	B	B2	
13.3507.033.12	33,7	45	30	2
13.3507.042.12	42,4	50	35	2
13.3507.048.12	48,3	55	35	2
316				
OUTDOOR	Ø	B	B2	
14.3507.042.12	42,4	50	35	2
14.3507.048.12	48,3	55	35	2



Waterpas

40, Ø 42,4, Ø 48,3 mm

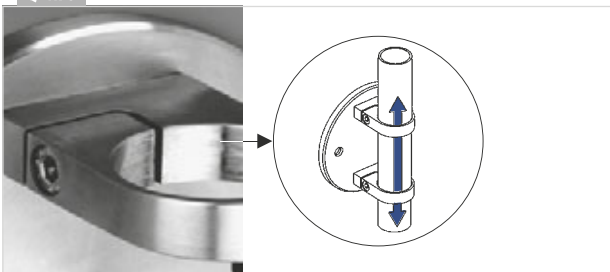
Q-INFO MOD 0551 / 0552



Q-INFO

Q-23
Q-cleaner
19.0601.000.00


Q-INFO



MOD 0500

Toebehoren			
	Q		
19.0500.000.00	Q-72		1

Q-INFO MOD 0500





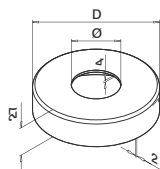
MOD 0550

304

INDOOR	Ø	
13.0550.042.12	42,4	2
13.0550.048.12	48,3	2

316

OUTDOOR	Ø	
14.0550.042.12	42,4	2
14.0550.048.12	48,3	2



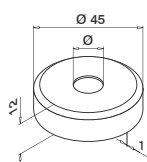
MOD 0511

304

INDOOR	Ø	D	
13.0511.042.12	42,4	Ø 110	2
13.0511.048.12	48,3	Ø 120	2

316

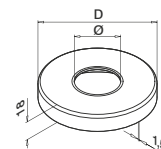
OUTDOOR	Ø	D	
14.0511.042.12	42,4	Ø 110	2
14.0511.048.12	48,3	Ø 120	2



MOD 0514

304

INDOOR	Ø	
13.0514.012.12	12,0	2
13.0514.014.12	14,0	2



MOD 0512

304

INDOOR	Ø	D	
13.0512.033.12	33,7	Ø 105	2
13.0512.042.12	42,4	Ø 105	2
13.0512.048.12	48,3	Ø 105	2
13.0512.060.12	60,3	Ø 105	2

316

OUTDOOR	Ø	D	
14.0512.033.12	33,7	Ø 105	2
14.0512.042.12	42,4	Ø 105	2
14.0512.048.12	48,3	Ø 105	2

MOD 0513

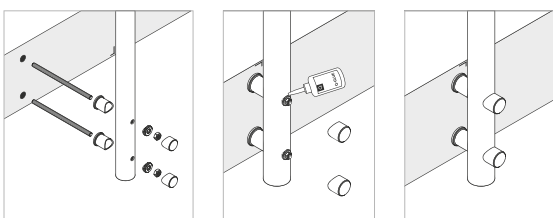
304

INDOOR	Ø	D	
13.0513.042.12	42,4	Ø 125	2
13.0513.048.12	48,3	Ø 125	2
13.0513.060.12	60,3	Ø 125	2

316

OUTDOOR	Ø	D	
14.0513.042.12	42,4	Ø 125	2
14.0513.048.12	48,3	Ø 125	2
14.0513.060.12	60,3	Ø 125	2

Q-INFO MOD 0550

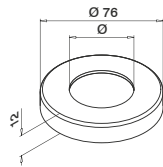


Q-INFO

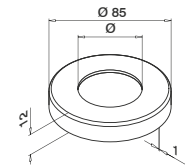


Q-22

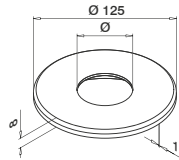
Q-ultra-clean
19.0610.000.00

**MOD 0515**

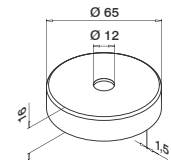
304		
INDOOR	Ø	
13.0515.033.12	33,7	2
13.0515.042.12	42,4	2

**MOD 0516**

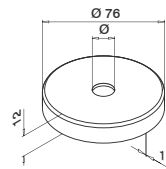
304		
INDOOR	Ø	
13.0516.033.12	33,7	2
13.0516.042.12	42,4	2

**MOD 3572**

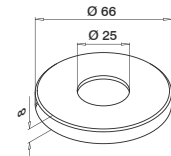
304		
INDOOR	Ø	
13.3572.248.12	48,3	2

**MOD 0519**

316		
OUTDOOR		
14.0519.065.12		2
Zamak	RVS look	
INDOOR		
10.0519.065.19		2

**MOD 0515**

304		
INDOOR	Ø	
13.0515.012.12	12,0	2
13.0515.014.12	14,0	2

**MOD 0520**

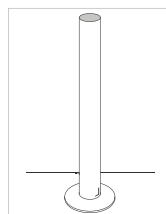
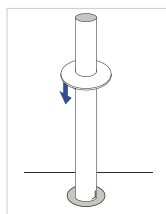
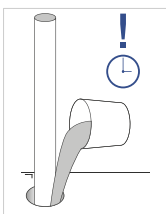
304		
INDOOR		
13.0520.066.12		2
316		
OUTDOOR		
14.0520.066.12		2

Q-INFO

Q-23
Q-cleaner
19.0601.000.00

Q-INFO

Q-22
Q-ultra-clean
19.0610.000.00

Q-INFO**MOD 3572****Q-INFO****MOD 0519**

Passend op MOD 0109,
0118 en 0113



Q-LINE - Handrailingsteunen en afdekkappen

Wand - buis

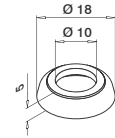


MOD 0110

316			
OUTDOOR	Ø		
14.0110.042.12	42,4		2



International Design
Model Protection



MOD 0509

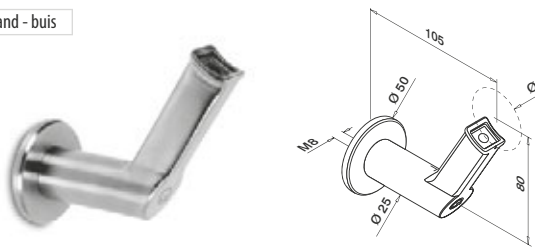
316			
OUTDOOR			
14.0509.012.12			2



International Design
Model Protection

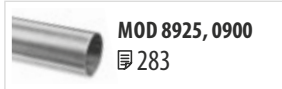
Q-LINE - Handrailingsteunen voor wandmontage

Wand - buis

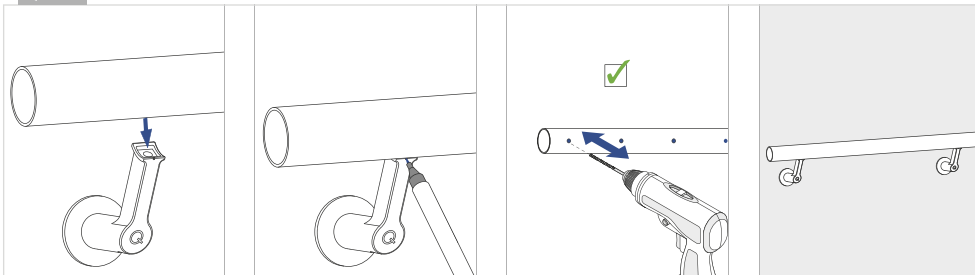


MOD 9320

304				
INDOOR	Ø			
13.9320.042.12	42,4	QS-1 455 / QS-25 456		2
13.9320.048.12	48,3	QS-1 455 / QS-25 456		2
316				
OUTDOOR	Ø			
14.9320.042.12	42,4	QS-2 455 / QS-71 456		2




Q-INFO

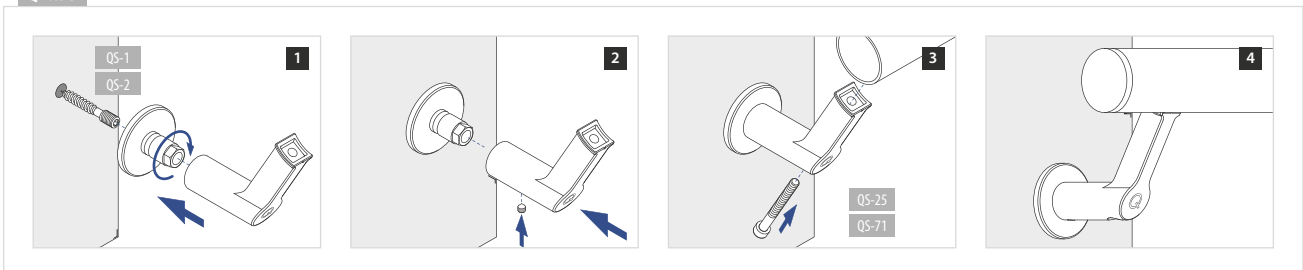


Q-INFO

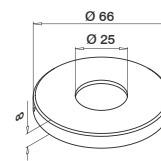
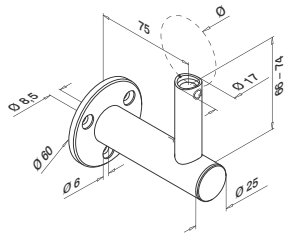
MOD 0110 / 0509



Q-INFO



Wand - buis



MOD 0142

304				
INDOOR	Ø			
13.0142.044.12	42,4 / 48,3	QS-556	455 / QS-555	458
		QS-7	455 / QS-25	456 / QS-87
				458
				2
316				
OUTDOOR	Ø			
14.0142.044.12	42,4 / 48,3	QS-556	455 / QS-555	458
		QS-50	455 / QS-71	456 / QS-87
				458
				2

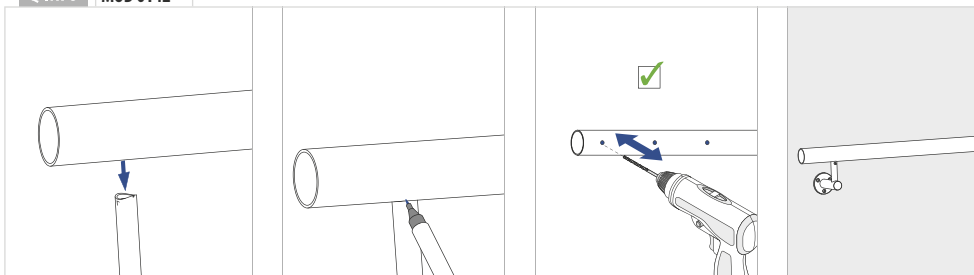
MOD 0520

304			
INDOOR			
13.0520.066.12			2
316			
OUTDOOR			
14.0520.066.12			2

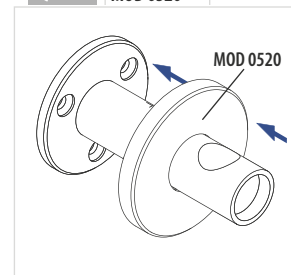


International Design
Model Protection

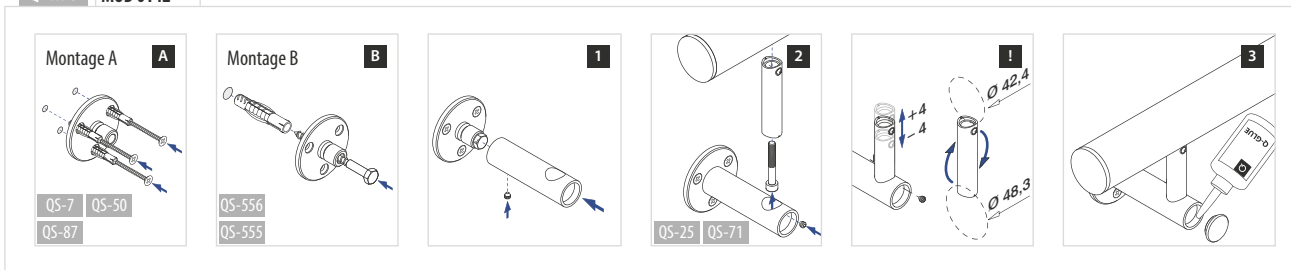
Q-INFO MOD 0142



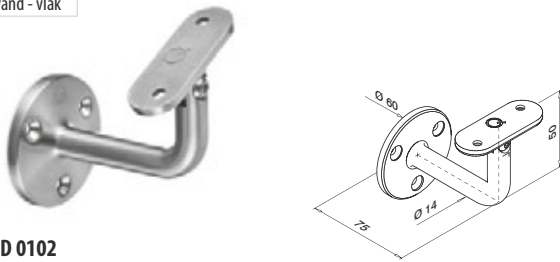
Q-INFO MOD 0520



Q-INFO MOD 0142



Wand - vlak



MOD 0102

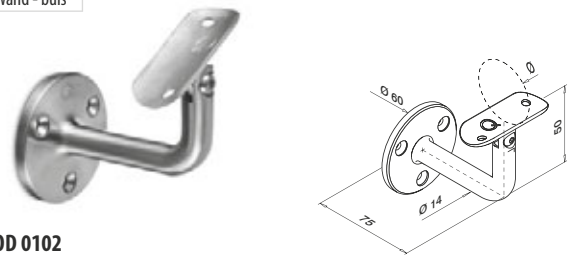
304

INDOOR

13.0102.000.12	QS-7 455 / QS-12 456 / QS-87 458	2
----------------	----------------------------------	---



Wand - buis



MOD 0102

304

INDOOR

13.0102.042.12	42,4	QS-7 455 / QS-10 455 / QS-87 458	2
13.0102.048.12	48,3	QS-7 455 / QS-10 455 / QS-87 458	2

316

OUTDOOR

14.0102.042.12	42,4	QS-50 455 / QS-11 455 / QS-87 458	2
14.0102.048.12	48,3	QS-50 455 / QS-11 455 / QS-87 458	2



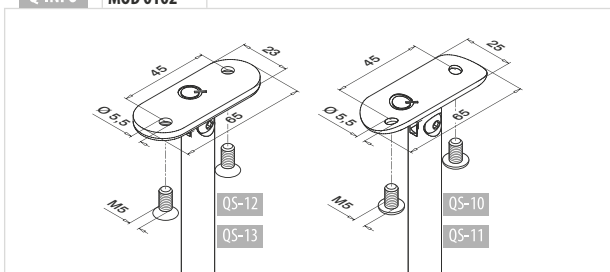
MOD 4925, 4900
231



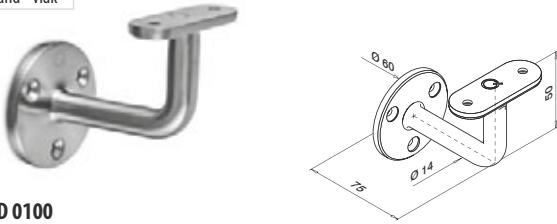
MOD 8925, 0900
283

Q-INFO

MOD 0102



Wand - vlak

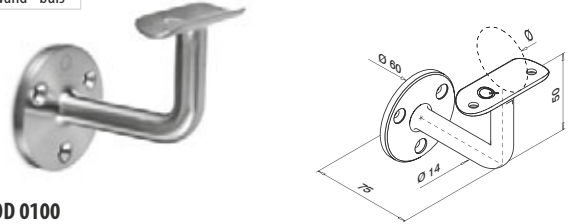


MOD 0100

304			
INDOOR			
13.0100.000.12	QS-7 455 / QS-12 456 / QS-87 458		
			2
316			
OUTDOOR			
14.0100.000.12	QS-50 455 / QS-13 456 / QS-87 458		
			2



Wand - buis

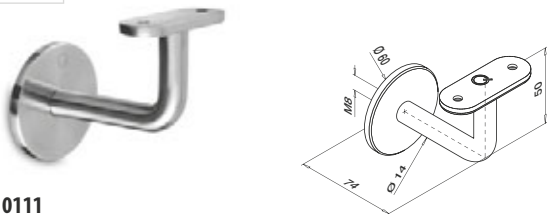


MOD 0100

304			
INDOOR			
13.0100.042.12	42,4 QS-7 455 / QS-10 455 / QS-87 458		
13.0100.048.12	48,3 QS-7 455 / QS-10 455 / QS-87 458		2
316			
OUTDOOR			
14.0100.042.12	42,4 QS-50 455 / QS-11 455 / QS-87 458		
14.0100.048.12	48,3 QS-50 455 / QS-11 455 / QS-87 458		2



Wand - vlak

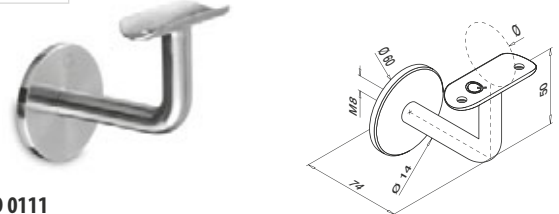


MOD 0111

304			
INDOOR			
13.0111.000.12	QS-1 455 / QS-12 456		
			2
316			
OUTDOOR			
14.0111.000.12	QS-2 455 / QS-13 456		
			2



Wand - buis



MOD 0111

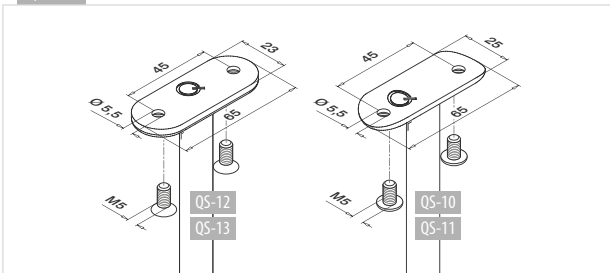
304			
INDOOR			
13.0111.033.12	33,7 QS-1 455 / QS-10 455		
13.0111.042.12	42,4 QS-1 455 / QS-10 455		2
13.0111.048.12	48,3 QS-1 455 / QS-10 455		2
316			
OUTDOOR			
14.0111.042.12	42,4 QS-2 455 / QS-11 455		
14.0111.048.12	48,3 QS-2 455 / QS-11 455		2



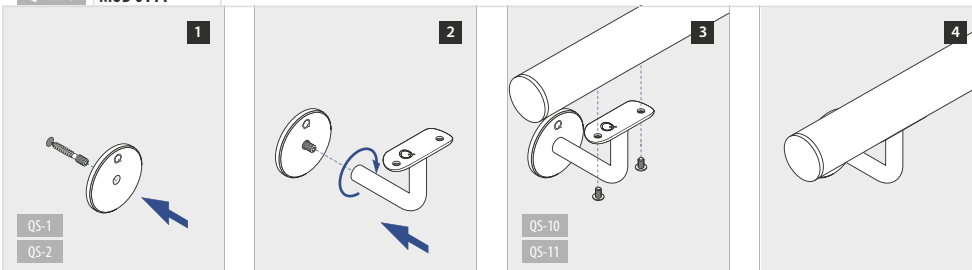
MOD 4925, 4900
231

MOD 8925, 0900
283

Q-INFO



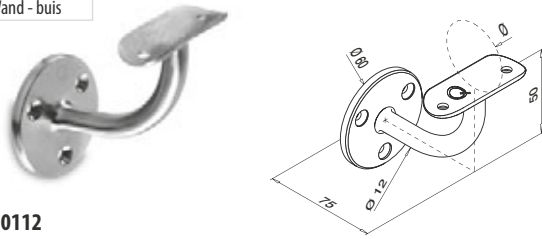
Q-INFO MOD 0111



Q-INFO



Wand - buis



MOD 0112

304

INDOOR		Ø			
13.0112.033.12	33,7	QS-7	455 / QS-10	455 / QS-87	458 2
13.0112.042.12	42,4	QS-7	455 / QS-10	455 / QS-87	458 2
13.0112.048.12	48,3	QS-7	455 / QS-10	455 / QS-87	458 2

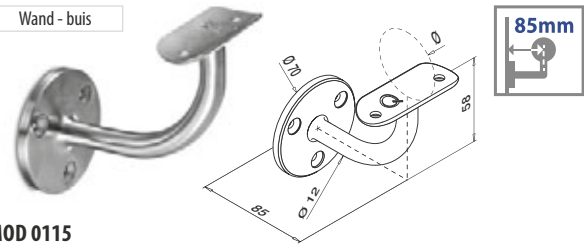
316

OUTDOOR		Ø			
14.0112.042.12	42,4	QS-50	455 / QS-11	455 / QS-87	458 2

Zamak	RVS look				
INDOOR		Ø			
10.0112.033.19	33,7	QS-7	455 / QS-10	455 / QS-87	458 2
10.0112.042.19	42,4	QS-7	455 / QS-10	455 / QS-87	458 2
10.0112.048.19	48,3	QS-7	455 / QS-10	455 / QS-87	458 2



Wand - buis



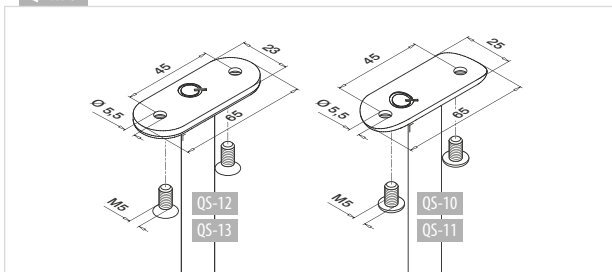
MOD 0115

304

INDOOR		Ø			
13.0115.042.12	42,4	QS-7	455 / QS-10	455 / QS-87	458 2

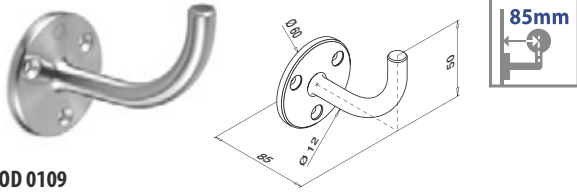


Q-INFO



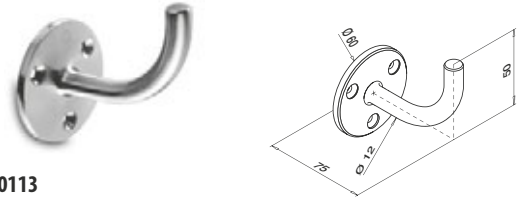
Q-INFO





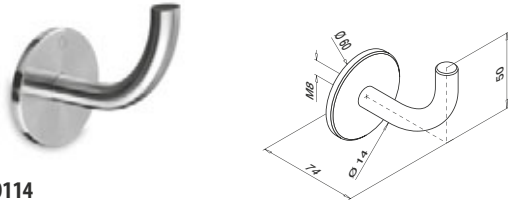
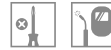
MOD 0109

304		
INDOOR		
13.0109.000.12	QS-7 455 / QS-87 458	2



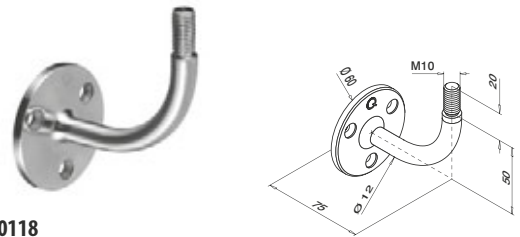
MOD 0113

304		
INDOOR		
13.0113.000.12	QS-7 455 / QS-87 458	2
316		
OUTDOOR		
14.0113.000.12	QS-50 455 / QS-87 458	2



MOD 0114

304		
INDOOR		
13.0114.000.12	QS-1 455	2
316		
OUTDOOR		
14.0114.000.12	QS-2 455	2



MOD 0118

304		
INDOOR		
13.0118.000.12	QS-7 455 / QS-87 458	2



MOD 0519

316		
OUTDOOR		
NEW 14.0519.065.12		2
Zamak	RVS look	
INDOOR		
10.0519.065.19		2

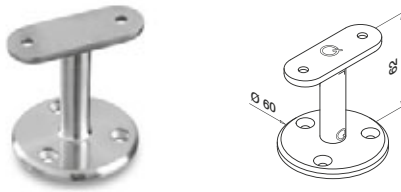
Q-INFO MOD 0118



Q-INFO MOD 0519



Wand - vlak



MOD 0708

304

INDOOR			
13.0708.000.12	QS-5 455 / QS-12 456		2



Wand - buis



MOD 0708

304

INDOOR		Ø		
13.0708.042.12	42,4	QS-5 455 / QS-10 455		2
13.0708.048.12	48,3	QS-5 455 / QS-10 455		2

316

OUTDOOR		Ø		
14.0708.042.12	42,4	QS-6 455 / QS-11 455		2
14.0708.048.12	48,3	QS-6 455 / QS-11 455		2

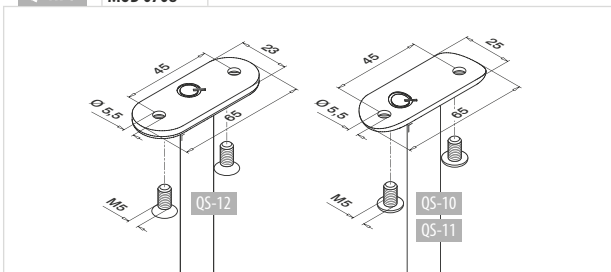


MOD 4925, 4900
 231



MOD 8925, 0900
 283

Q-INFO MOD 0708



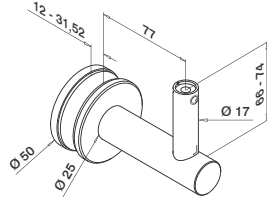
Q-INFO



Q-INFO



Glas - vlak



MOD 0148

304

INDOOR

13.0148.000.12



QS-24 456

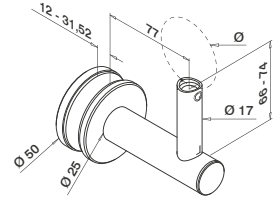


2



International Design
Model Protection

Glas - buis



MOD 0148

304

INDOOR

13.0148.044.12

Ø 42,4 / 48,3



QS-25 456



2



International Design
Model Protection

316

OUTDOOR

14.0148.044.12

Ø 42,4 / 48,3



QS-71 456

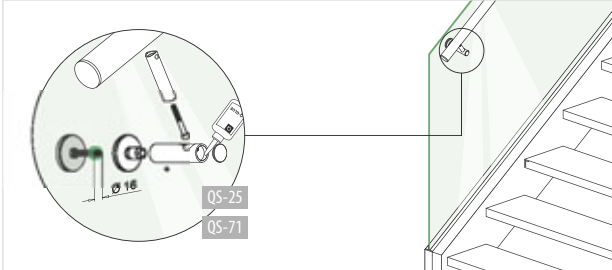


2

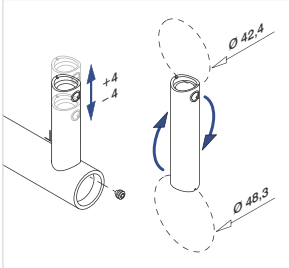
MOD 4925, 4900
231

MOD 8925, 0900
283

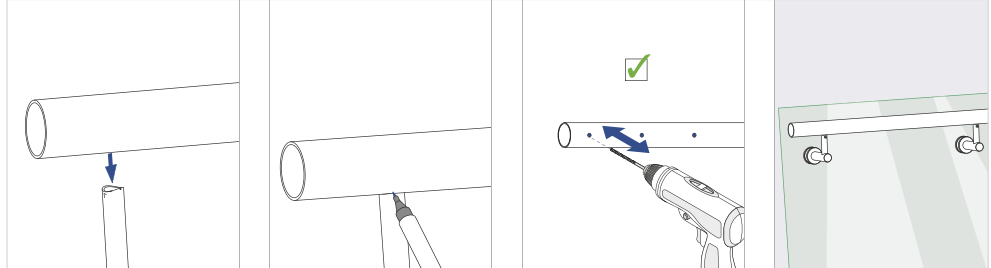
Q-INFO MOD 0148.044



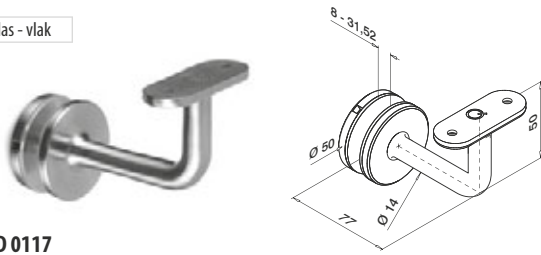
Q-INFO MOD 0148.044



Q-INFO MOD 0148.044



Glas - vlak



MOD 0117

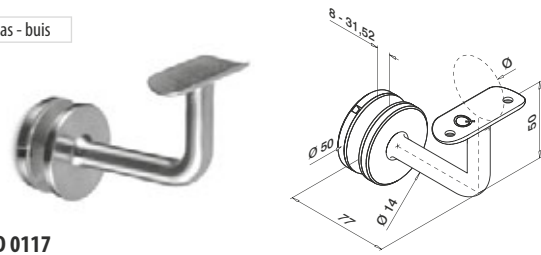
304

INDOOR			
13.0117.000.12	QS-12	456	2

316			
OUTDOOR			
14.0117.000.12	QS-13	456	2



Glas - buis



MOD 0117

304

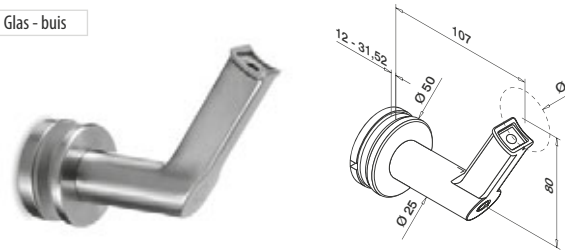
INDOOR					
13.0117.033.12	∅	33,7	QS-10	455	2
13.0117.042.12	∅	42,4	QS-10	455	2
13.0117.048.12	∅	48,3	QS-10	455	2

316

OUTDOOR					
14.0117.042.12	∅	42,4	QS-11	455	2
14.0117.048.12	∅	48,3	QS-11	455	2



Glas - buis



MOD 9350

304

INDOOR					
13.9350.042.12	∅	42,4	QS-25	456	2
13.9350.048.12	∅	48,3	QS-25	456	2

316

OUTDOOR					
14.9350.042.12	∅	42,4	QS-71	456	2
14.9350.048.12	∅	48,3	QS-71	456	2



Q-INFO

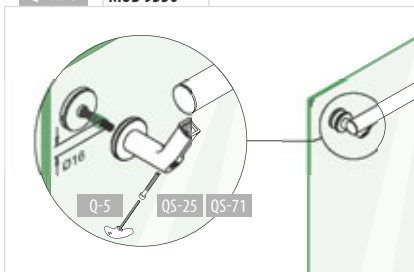


Q-INFO



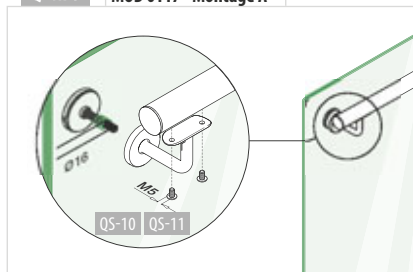
Q-INFO

MOD 9350



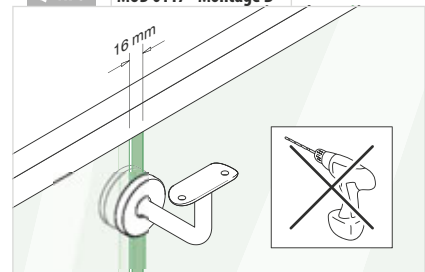
Q-INFO

MOD 0117 - Montage A

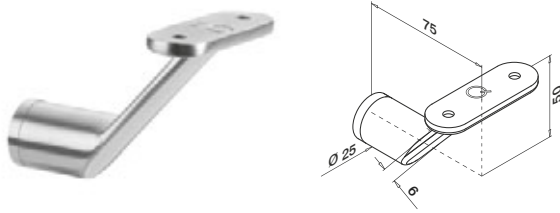


Q-INFO

MOD 0117 - Montage B



Vlak - vlak



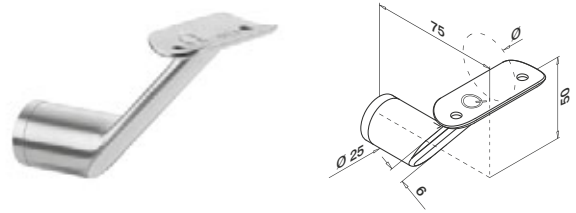
MOD 0123

304				
INDOOR				
13.0123.000.12	QS-12	456 / QS-21	456	2
316				
OUTDOOR				
14.0123.000.12	QS-13	456 / QS-22	456	2



International Design
Model Protection

Vlak - buis



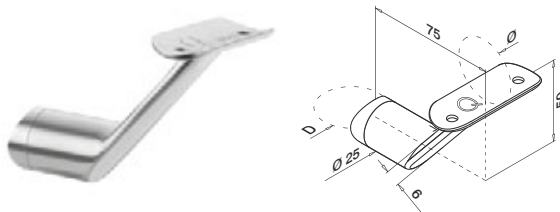
MOD 0123

304					
INDOOR					
13.0123.042.12	42,4	QS-10	455 / QS-21	456	2
13.0123.048.12	48,3	QS-10	455 / QS-21	456	2
316					
OUTDOOR					
14.0123.042.12	42,4	QS-11	455 / QS-22	456	2



International Design
Model Protection

Buis - buis



MOD 0124 - D = Ø 42,4 mm

304					
INDOOR					
13.0124.042.12	42,4	QS-10	455 / QS-21	456	2
316					
OUTDOOR					
14.0124.042.12	42,4	QS-11	455 / QS-22	456	2

MOD 0125 - D = Ø 48,3 mm

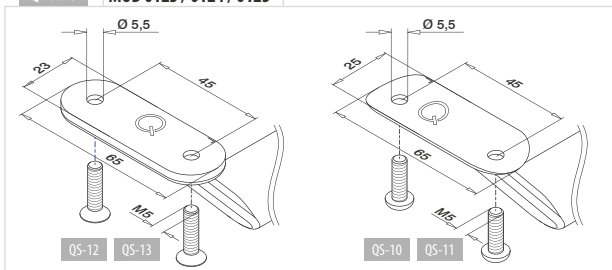
304					
INDOOR					
13.0125.042.12	42,4	QS-10	455 / QS-21	456	2
13.0125.048.12	48,3	QS-10	455 / QS-21	456	2



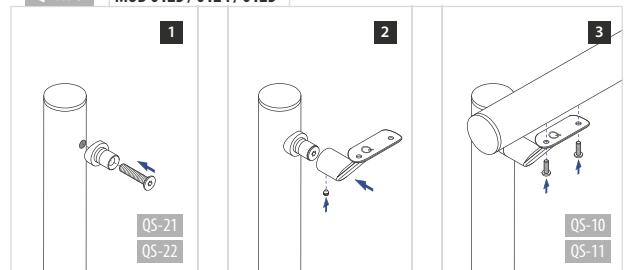
International Design
Model Protection

▶ Assembly video: www.q-railing.com/videos

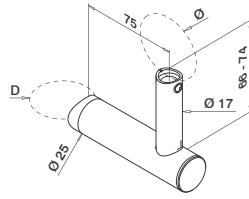
Q-INFO MOD 0123 / 0124 / 0125



Q-INFO MOD 0123 / 0124 / 0125



Buis - buis



MOD 0143 - D = Ø 42,4 mm

304		D	Ø		
INDOOR		Ø 42,4	42,4 / 48,3	QS-21	456 / QS-25
13.0143.044.12					456 2
316					
OUTDOOR		Ø 42,4	42,4 / 48,3	QS-22	456 / QS-71
14.0143.044.12					456 2

MOD 0144 - D = Ø 48,3 mm

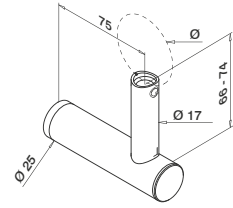
304		D	Ø		
INDOOR		Ø 48,3	42,4 / 48,3	QS-21	456 / QS-25
13.0144.044.12					456 2



International Design Model Protection



Vlak - buis



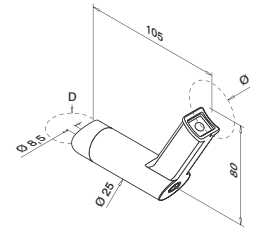
MOD 0147

304		Ø			
INDOOR		Ø 42,4 / 48,3		QS-21	456 / QS-25
13.0147.044.12					456 2
316					
OUTDOOR		Ø 42,4 / 48,3		QS-22	456 / QS-71
14.0147.044.12					456 2



International Design Model Protection

Buis - buis

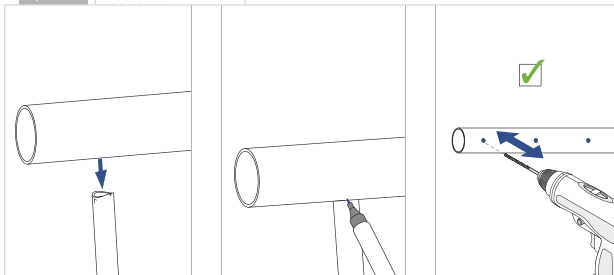


MOD 9330 - D = Ø 42,4 mm

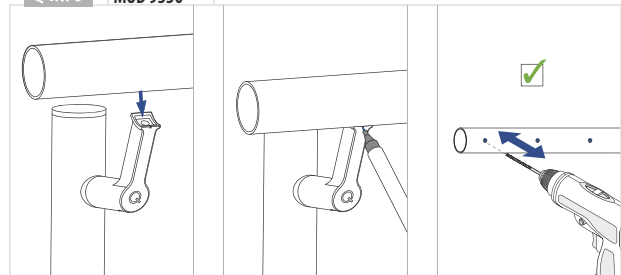
304		D	Ø		
INDOOR		42,4	42,4	QS-21	456 / QS-25
13.9330.042.12					456 2



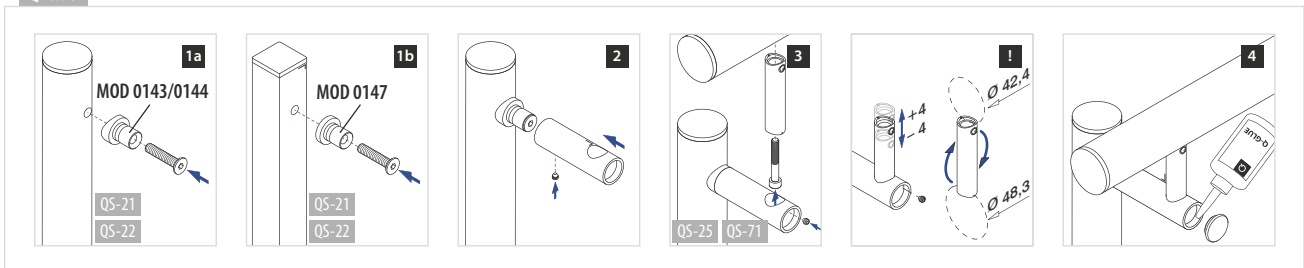
Q-INFO MOD 014x.044



Q-INFO MOD 9330



Q-INFO



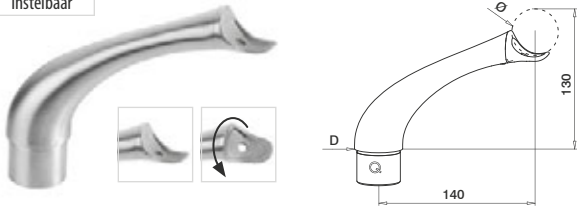


Q-railing

Q-LINE - Handrailingsteunen (instelbaar) voor balustrermontage

Buis - buis

Hoek instelbaar



MOD 0704 - D = Ø 42,4 mm

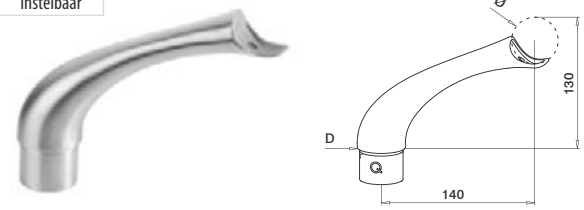
316	OUTDOOR	D	Ø	QS-84	455	2
14.0704.242.12		Ø 42,4 x 2,0	42,4			



International Design Model Protection

Buis - buis

Hoek NIET instelbaar



MOD 0706 - D = Ø 42,4 mm

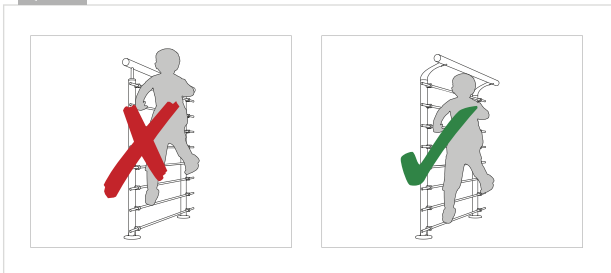
304	INDOOR	D	Ø	QS-83	455	2
13.0706.242.12		Ø 42,4 x 2,0	42,4			



International Design Model Protection

MOD 8925, 0900
283

Q-INFO



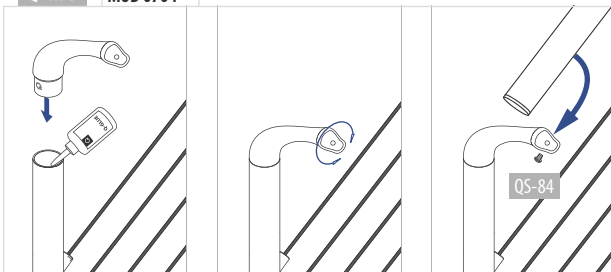
Q-INFO



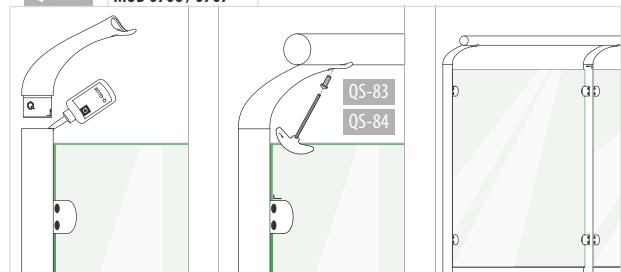
Q-INFO



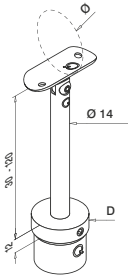
Q-INFO MOD 0704



Q-INFO MOD 0706 / 0707



Buis - buis

**MOD 0697** - D = \emptyset 42,4 mm

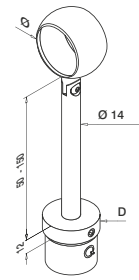
304					
INDOOR	D	\emptyset			
13.0697.242.12	\emptyset 42,4 x 2,0	42,4	QS-10	455	2
316					
OUTDOOR	D	\emptyset			
14.0697.242.12	\emptyset 42,4 x 2,0	42,4	QS-11	455	2

MOD 0699 - D = \emptyset 48,3

304					
INDOOR	D	\emptyset			
13.0699.248.12	\emptyset 48,3 x 2,0	48,3	QS-10	455	2
316					
OUTDOOR	D	\emptyset			
14.0699.248.12	\emptyset 48,3 x 2,0	48,3	QS-11	455	2



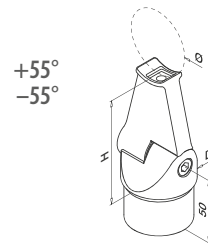
Buis - buis

**MOD 0714** - D = \emptyset 48,3 / D = \emptyset 42,4 mm

304					
INDOOR	D	\emptyset			
13.0714.042.12	\emptyset 42,4 x 2,6	42,4			2
13.0714.048.12	\emptyset 48,3 x 2,6	48,3			2



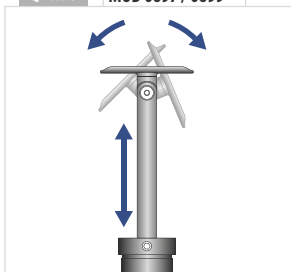
Buis - buis

**MOD 0715** - D = \emptyset 42,4 mm

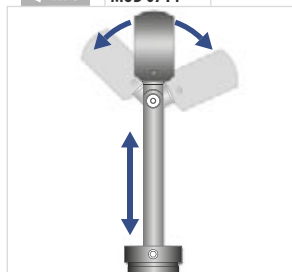
304					
INDOOR	D	\emptyset	H		
13.0715.242.12	\emptyset 42,4 x 2,0	42,4	79	QS-54	456 2



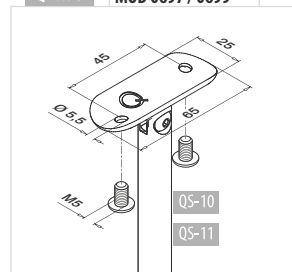
Q-INFO MOD 0697 / 0699



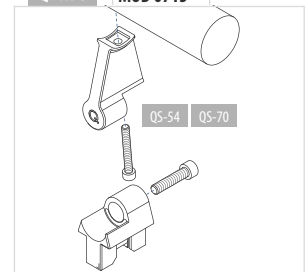
Q-INFO MOD 0714



Q-INFO MOD 0697 / 0699

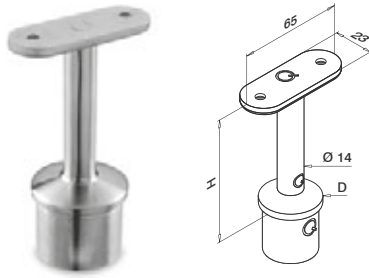


Q-INFO MOD 0715



Q-LINE - Handrailingsteunen voor balustrermontrage

Buis - vlak



MOD 0709 - D = Ø 33,7 mm

304					
INDOOR	D	H			
13.0709.200.12	Ø 33,7 x 2,0	80	QS-12	456	2

MOD 0710 - D = Ø 42,4 mm

304					
INDOOR	D	H			
13.0710.200.12	Ø 42,4 x 2,0	81	QS-12	456	2
13.0710.000.12	Ø 42,4 x 2,6	81	QS-12	456	2

316					
OUTDOOR	D	H			
14.0710.200.12	Ø 42,4 x 2,0	81	QS-13	456	2
14.0710.000.12	Ø 42,4 x 2,6	81	QS-13	456	2

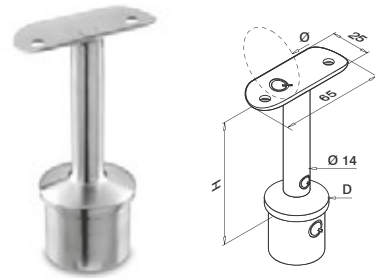
MOD 0711 - D = Ø 48,3 mm

304					
INDOOR	D	H			
13.0711.200.12	Ø 48,3 x 2,0	82	QS-12	456	2

316					
OUTDOOR	D	H			
14.0711.000.12	Ø 48,3 x 2,6	82	QS-13	456	2



Buis - buis



MOD 0709 - D = Ø 33,7 mm

304					
INDOOR	D	Ø	H		
13.0709.233.12	Ø 33,7 x 2,0	33,7	78	QS-10	455 2
13.0709.242.12	Ø 33,7 x 2,0	42,4	78	QS-10	455 2

MOD 0710 - D = Ø 42,4 mm

304					
INDOOR	D	Ø	H		
13.0710.242.12	Ø 42,4 x 2,0	42,4	79	QS-10	455 2
13.0710.248.12	Ø 42,4 x 2,0	48,3	79	QS-10	455 2
13.0710.042.12	Ø 42,4 x 2,6	42,4	79	QS-10	455 2
13.0710.048.12	Ø 42,4 x 2,6	48,3	79	QS-10	455 2

316					
OUTDOOR	D	Ø	H		
14.0710.242.12	Ø 42,4 x 2,0	42,4	79	QS-11	455 2
14.0710.248.12	Ø 42,4 x 2,0	48,3	79	QS-11	455 2
14.0710.042.12	Ø 42,4 x 2,6	42,4	79	QS-11	455 2

MOD 0711 - D = Ø 48,3 mm

304					
INDOOR	D	Ø	H		
13.0711.248.12	Ø 48,3 x 2,0	48,3	80	QS-10	455 2
13.0711.042.12	Ø 48,3 x 2,6	42,4	80	QS-10	455 2
13.0711.048.12	Ø 48,3 x 2,6	48,3	80	QS-10	455 2

316					
OUTDOOR	D	Ø	H		
14.0711.248.12	Ø 48,3 x 2,0	48,3	80	QS-11	455 2
14.0711.042.12	Ø 48,3 x 2,6	42,4	80	QS-11	455 2
14.0711.048.12	Ø 48,3 x 2,6	48,3	80	QS-11	455 2



MOD 4925, 4900
231

MOD 8925, 0900
283

Q-INFO



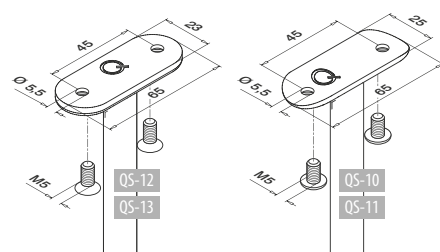
Q-23
Q-cleaner
19.0601.000.00

Q-INFO

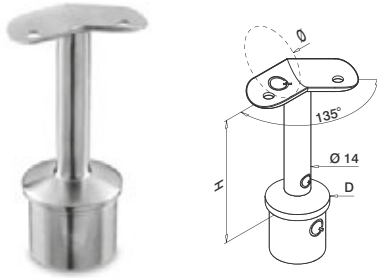


Q-22
Q-ultra-clean
19.0610.000.00

Q-INFO



Buis - buis



MOD 0710 - D = Ø 42,4 mm

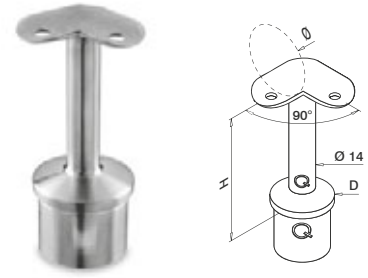
304						
INDOOR	D	Ø	H			
13.0710.342.12	Ø 42,4 x 2,0	42,4	79	QS-10	455	2
13.0710.442.12	Ø 42,4 x 2,6	42,4	79	QS-10	455	2
316						
OUTDOOR	D	Ø	H			
14.0710.342.12	Ø 42,4 x 2,0	42,4	79	QS-11	455	2
14.0710.442.12	Ø 42,4 x 2,6	42,4	79	QS-11	455	2

MOD 0711 - D = Ø 48,3 mm

316						
OUTDOOR	D	Ø	H			
14.0711.348.12	Ø 48,3 x 2,0	48,3	80	QS-11	455	2
14.0711.448.12	Ø 48,3 x 2,6	48,3	80	QS-11	455	2



Buis - buis



MOD 0709 - D = Ø 33,7 mm

304						
INDOOR	D	Ø	H			
13.0709.833.12	Ø 33,7 x 2,0	33,7	78	QS-10	455	2
13.0709.842.12	Ø 33,7 x 2,0	42,4	78	QS-10	455	2

MOD 0710 - D = Ø 42,4 mm

304						
INDOOR	D	Ø	H			
13.0710.842.12	Ø 42,4 x 2,0	42,4	79	QS-10	455	2
13.0710.848.12	Ø 42,4 x 2,0	48,3	79	QS-10	455	2
13.0710.942.12	Ø 42,4 x 2,6	42,4	79	QS-10	455	2
316						
OUTDOOR	D	Ø	H			
14.0710.842.12	Ø 42,4 x 2,0	42,4	79	QS-11	455	2
14.0710.942.12	Ø 42,4 x 2,6	42,4	79	QS-11	455	2

MOD 0711 - D = Ø 48,3 mm

304						
INDOOR	D	H	Ø			
13.0711.848.12	Ø 48,3 x 2,0	80	48,3	QS-10	455	2
13.0711.942.12	Ø 48,3 x 2,6	80	42,4	QS-10	455	2
13.0711.948.12	Ø 48,3 x 2,6	80	48,3	QS-10	455	2
316						
OUTDOOR	D	H	Ø			
14.0711.848.12	Ø 48,3 x 2,0	80	48,3	QS-11	455	2
14.0711.942.12	Ø 48,3 x 2,6	80	42,4	QS-11	455	2
14.0711.948.12	Ø 48,3 x 2,6	80	48,3	QS-11	455	2



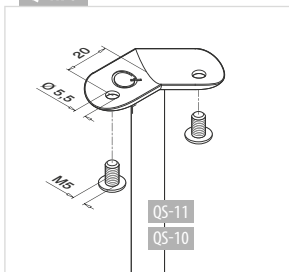
Q-INFO



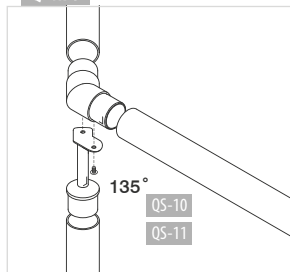
Q-INFO



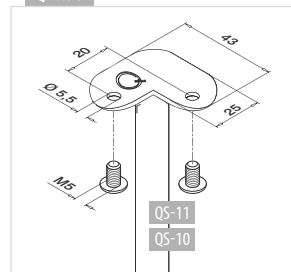
Q-INFO



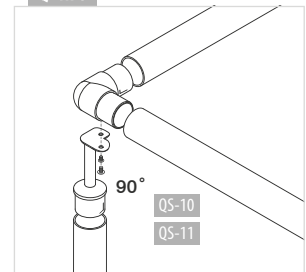
Q-INFO



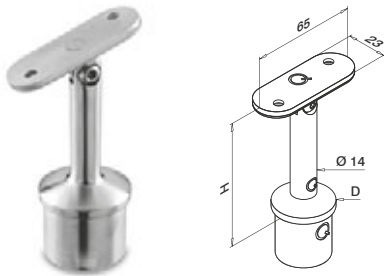
Q-INFO



Q-INFO



Buis - vlak



MOD 0717 - D = Ø 33,7 mm

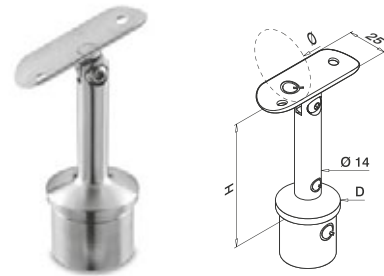
304					
INDOOR	D	H			
13.0717.200.12	Ø 33,7 x 2,0	80	QS-12	456	2

MOD 0718 - D = Ø 42,4 mm

304					
INDOOR	D	H			
13.0718.200.12	Ø 42,4 x 2,0	81	QS-12	456	2
13.0718.000.12	Ø 42,4 x 2,6	81	QS-12	456	2



Buis - buis



MOD 0717 - D = Ø 33,7 mm

304					
INDOOR	D	Ø	H		
13.0717.233.12	Ø 33,7 x 2,0	33,7	78	QS-10	455 2
13.0717.242.12	Ø 33,7 x 2,0	42,4	78	QS-10	455 2

MOD 0718 - D = Ø 42,4 mm

304					
INDOOR	D	Ø	H		
13.0718.242.12	Ø 42,4 x 2,0	42,4	79	QS-10	455 2
13.0718.248.12	Ø 42,4 x 2,0	48,3	79	QS-10	455 2
13.0718.042.12	Ø 42,4 x 2,6	42,4	79	QS-10	455 2
13.0718.048.12	Ø 42,4 x 2,6	48,3	79	QS-10	455 2

316					
OUTDOOR	D	Ø	H		
14.0718.242.12	Ø 42,4 x 2,0	42,4	79	QS-11	455 2
14.0718.248.12	Ø 42,4 x 2,0	48,3	79	QS-11	455 2
14.0718.042.12	Ø 42,4 x 2,6	42,4	79	QS-11	455 2

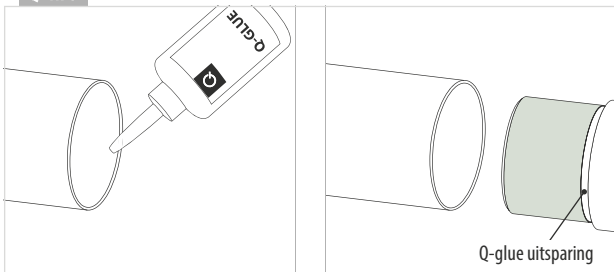
MOD 0719 - D = Ø 48,3 mm

304					
INDOOR	D	Ø	H		
13.0719.248.12	Ø 48,3 x 2,0	48,3	80	QS-10	455 2
13.0719.042.12	Ø 48,3 x 2,6	42,4	80	QS-10	455 2
13.0719.048.12	Ø 48,3 x 2,6	48,3	80	QS-10	455 2

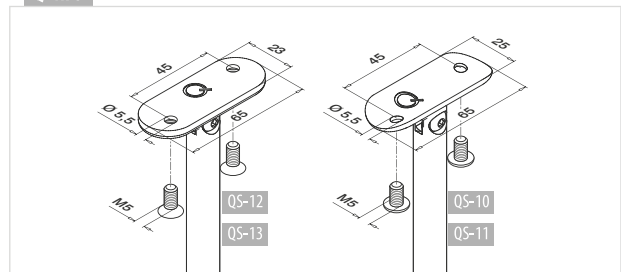
316					
OUTDOOR	D	Ø	H		
14.0719.248.12	Ø 48,3 x 2,0	48,3	80	QS-11	455 2
14.0719.042.12	Ø 48,3 x 2,6	42,4	80	QS-11	455 2
14.0719.048.12	Ø 48,3 x 2,6	48,3	80	QS-11	455 2



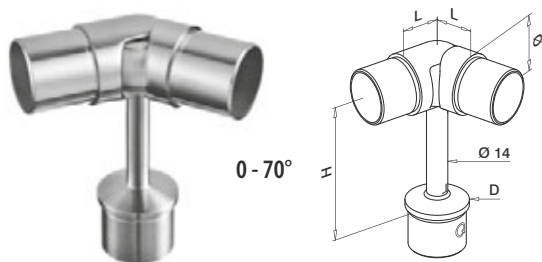
Q-INFO



Q-INFO



Buis - buis

**MOD 0736** - D = Ø 42,4 mm

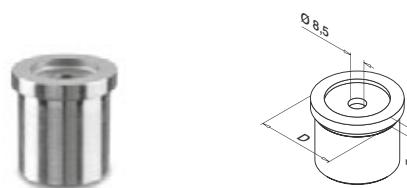
304					
INDOOR	D	Ø	L	H	
13.0736.242.12	Ø 42,4 x 2,0	Ø 42,4 x 2,0	27	100	2
316					
OUTDOOR	D	Ø	L	H	
14.0736.242.12	Ø 42,4 x 2,0	Ø 42,4 x 2,0	27	100	2

MOD 0737 - D = Ø 48,3 mm

316					
OUTDOOR	D	Ø	L	H	
14.0737.248.12	Ø 48,3 x 2,0	Ø 48,3 x 2,0	30	100	2


MOD 4925, 4900
 231

Buis - vlak

**MOD 0728** - D = Ø 33,7 mm

304				
INDOOR	D			
13.0728.200.12	Ø 33,7 x 2,0	QS-26	454	2

MOD 0727 - D = Ø 42,4 mm

304				
INDOOR	D			
13.0727.200.12	Ø 42,4 x 2,0	QS-26	454	2
13.0727.000.12	Ø 42,4 x 2,6	QS-26	454	2
316				
OUTDOOR	D			
14.0727.200.12	Ø 42,4 x 2,0	QS-27	454	2
14.0727.000.12	Ø 42,4 x 2,6	QS-27	454	2

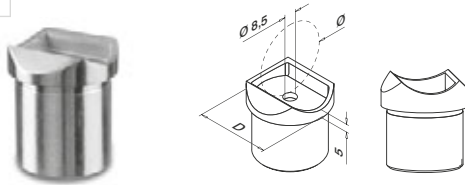
MOD 0726 - D = Ø 48,3 mm

304				
INDOOR	D			
13.0726.200.12	Ø 48,3 x 2,0	QS-26	454	2
13.0726.000.12	Ø 48,3 x 2,6	QS-26	454	2


MOD 8925, 0900
 283

Buis - buis

Hoogte 5 mm



MOD 0728 - D = Ø 33,7 mm

304

INDOOR	D	Ø			
13.0728.242.12	Ø 33,7 x 2,0	42,4	QS-26	454	2
13.0728.248.12	Ø 33,7 x 2,0	48,3	QS-26	454	2

MOD 0727 - D = Ø 42,4 mm

304

INDOOR	D	Ø			
13.0727.248.12	Ø 42,4 x 2,0	48,3	QS-26	454	2

316

OUTDOOR	D	Ø			
14.0727.248.12	Ø 42,4 x 2,0	48,3	QS-27	454	2

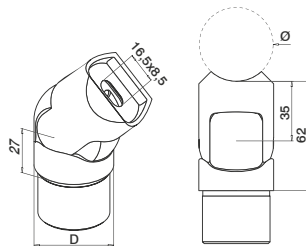


Niet toepasbaar bij MOD 0303 (verbinders)

Buis - buis



0-70°



MOD 0776 - D = Ø 42,4 mm

304

INDOOR	D	Ø			
13.0776.242.12	Ø 42,4 x 2,0	42,4	QS-26	454	2

316

OUTDOOR	D	Ø			
14.0776.242.12	Ø 42,4 x 2,0	42,4	QS-27	454	2

MOD 0777 - D = Ø 48,3 mm

304

INDOOR	D	Ø			
13.0777.248.12	Ø 48,3 x 2,0	48,3	QS-26	454	2

316

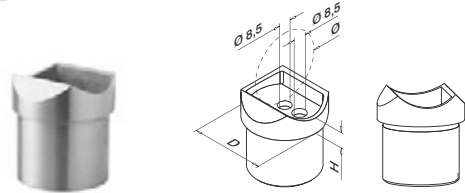
OUTDOOR	D	Ø			
14.0777.248.12	Ø 48,3 x 2,0	48,3	QS-27	454	2

NEW



International Design Model Protection

Buis - buis



MOD 0772 - D = Ø 42,4 mm

304

INDOOR	D	Ø	H		
13.0772.242.12	Ø 42,4 x 2,0	42,4	9	QS-26	454 2
13.0772.042.12	Ø 42,4 x 2,6	42,4	9	QS-26	454 2

316

OUTDOOR	D	Ø	H		
14.0772.242.12	Ø 42,4 x 2,0	42,4	9	QS-27	454 2
14.0772.042.12	Ø 42,4 x 2,6	42,4	9	QS-27	454 2

MOD 0771 - D = Ø 48,3 mm

304

INDOOR	D	Ø	H		
13.0771.248.12	Ø 48,3 x 2,0	48,3	11	QS-26	454 2
13.0771.048.12	Ø 48,3 x 2,6	48,3	11	QS-26	454 2

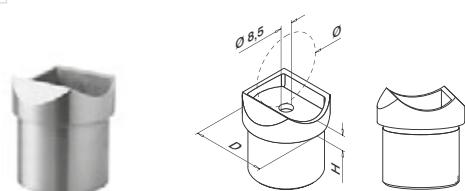
316

OUTDOOR	D	Ø	H		
14.0771.248.12	Ø 48,3 x 2,0	48,3	11	QS-27	454 2
14.0771.048.12	Ø 48,3 x 2,6	48,3	11	QS-27	454 2



Toepasbaar bij MOD 0303 (verbinders)

Buis - buis



MOD 0773 - D = Ø 33,7 mm

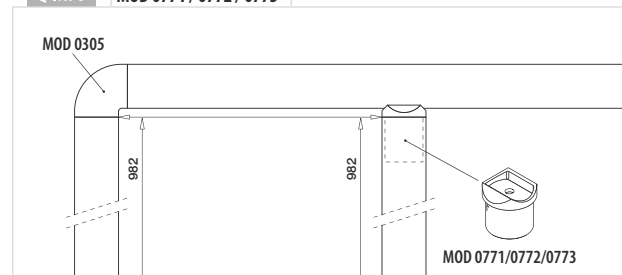
304

INDOOR	D	Ø	H		
13.0773.233.12	Ø 33,7 x 2,0	33,7	8	QS-26	454 2

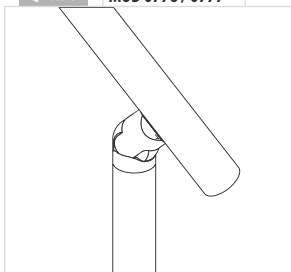


Toepasbaar bij MOD 0303 (verbinders)

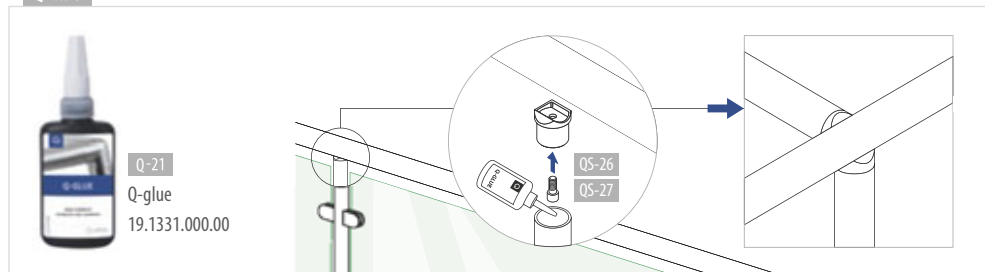
Q-INFO MOD 0771 / 0772 / 0773



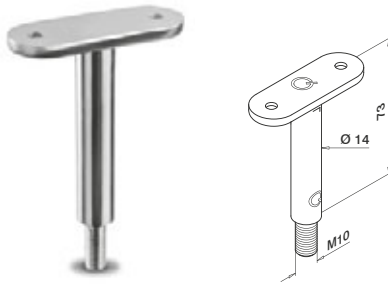
Q-INFO MOD 0776 / 0777



Q-INFO



Buis - vlak



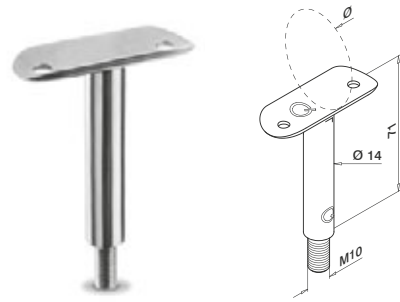
MOD 0810

304

INDOOR		
13.0810.000.12	QS-12 456	2



Buis - buis



MOD 0810

304

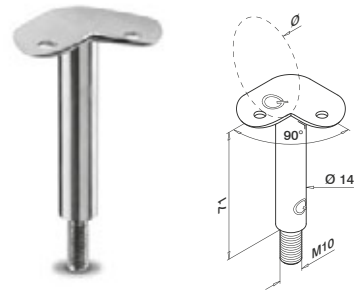
INDOOR			
13.0810.033.12	Ø 33,7	QS-10 455	2
13.0810.042.12	Ø 42,4	QS-10 455	2
13.0810.048.12	Ø 48,3	QS-10 455	2

316

OUTDOOR			
14.0810.042.12	Ø 42,4	QS-11 455	2
14.0810.048.12	Ø 48,3	QS-11 455	2



Buis - buis



MOD 0810

304

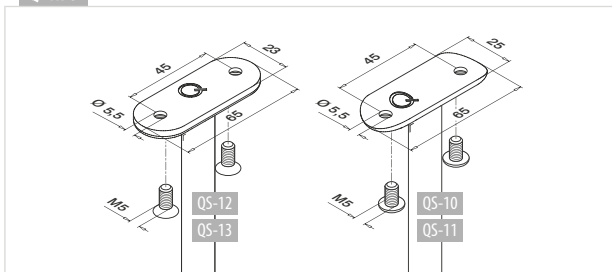
INDOOR			
13.0810.942.12	Ø 42,4	QS-10 455	2
13.0810.948.12	Ø 48,3	QS-10 455	2

316

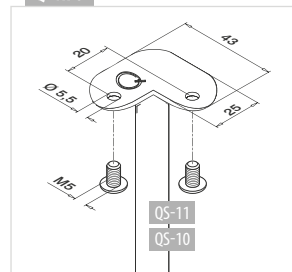
OUTDOOR			
14.0810.942.12	Ø 42,4	QS-11 455	2
14.0810.948.12	Ø 48,3	QS-11 455	2



Q-INFO



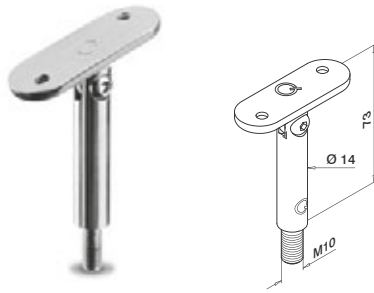
Q-INFO



Q-INFO



Buis - vlak



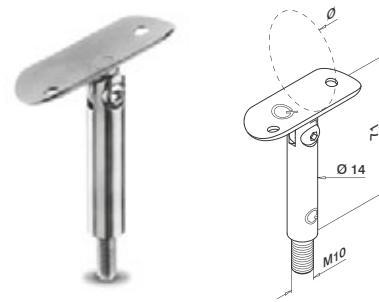
MOD 0818

304

INDOOR		
13.0818.000.12	QS-12 456	2



Buis - buis



MOD 0818

304

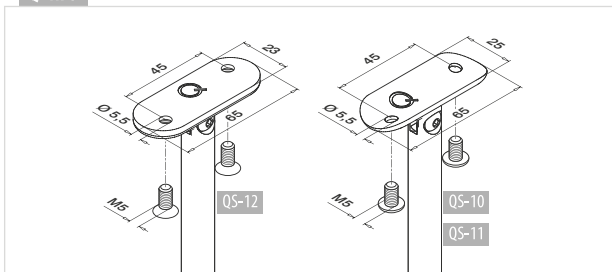
INDOOR			
13.0818.033.12	Ø 33,7	QS-10 455	2
13.0818.042.12	Ø 42,4	QS-10 455	2
13.0818.048.12	Ø 48,3	QS-10 455	2

316

OUTDOOR			
14.0818.042.12	Ø 42,4	QS-11 455	2
14.0818.048.12	Ø 48,3	QS-11 455	2

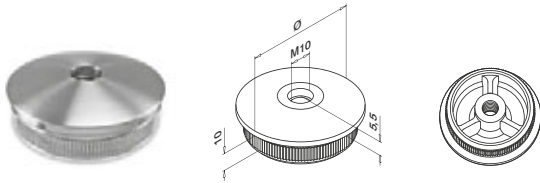


Q-INFO



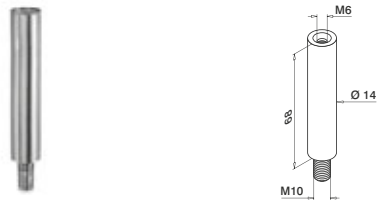
Q-INFO





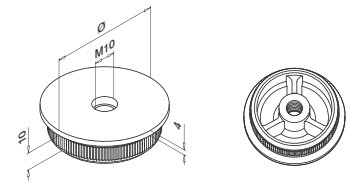
MOD 5735 - EASY HIT®

304		
INDOOR	Ø	
13.5735.242.12	42,4 x 2,0	2
13.5735.042.12	42,4 x 2,6	2
13.5735.248.12	48,3 x 2,0	2
13.5735.048.12	48,3 x 2,6	2
316		
OUTDOOR	Ø	
14.5735.242.12	42,4 x 2,0	2
14.5735.042.12	42,4 x 2,6	2
14.5735.248.12	48,3 x 2,0	2
14.5735.048.12	48,3 x 2,6	2
14.5735.060.12	60,3 x 2,0	2



MOD 0811

304		
INDOOR		
13.0811.068.12	QS-48 456	2
316		
OUTDOOR		
14.0811.068.12	QS-89 456	2



MOD 5736 - EASY HIT®

304		
INDOOR	Ø	
13.5736.242.12	42,4 x 2,0	2
13.5736.042.12	42,4 x 2,6	2
13.5736.248.12	48,3 x 2,0	2
13.5736.048.12	48,3 x 2,6	2
316		
OUTDOOR	Ø	
14.5736.242.12	42,4 x 2,0	2
14.5736.248.12	48,3 x 2,0	2




MOD 0812

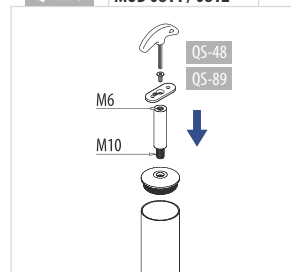
304		
INDOOR		
13.0812.068.12	QS-48 456	2
316		
OUTDOOR		
14.0812.068.12	QS-89 456	2

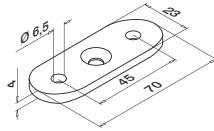


Q-INFO MOD 5735 / 5736



Q-INFO MOD 0811 / 0812





MOD 1810

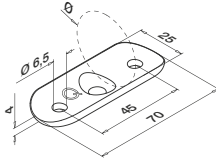
304

INDOOR				
13.1810.000.12	QS-48	456 / QS-10	455	8

316

OUTDOOR				
14.1810.000.12	QS-89	456 / QS-11	455	8

NEW



MOD 1810

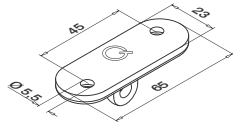
304

INDOOR					
13.1810.033.12	33,7	QS-48	456 / QS-10	455	8
13.1810.042.12	42,4	QS-48	456 / QS-10	455	8
13.1810.048.12	48,3	QS-48	456 / QS-10	455	8

316

OUTDOOR					
14.1810.042.12	42,4	QS-89	456 / QS-11	455	8
14.1810.048.12	48,3	QS-89	456 / QS-11	455	8

NEW

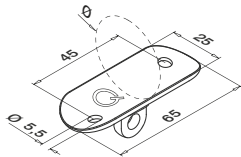


MOD 3302

316

OUTDOOR			
14.3302.000.12	QS-12	456	2

NEW

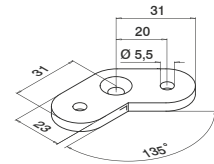


MOD 3302

316

OUTDOOR			
14.3302.042.12	QS-11	455	2
14.3302.048.12	QS-11	455	2

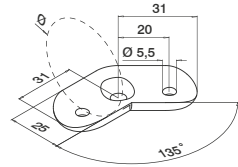
NEW



MOD 1801

304

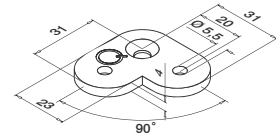
INDOOR				
13.1801.000.12	QS-48	456 / QS-10	455	8



MOD 1801

304

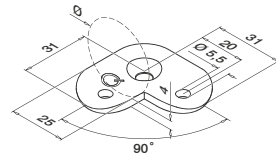
INDOOR					
13.1801.042.12	42,4	QS-48	456 / QS-10	455	8
13.1801.048.12	48,3	QS-48	456 / QS-10	455	8



MOD 1802

304

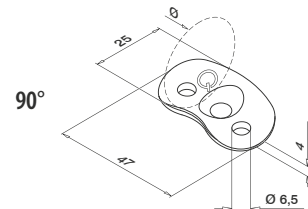
INDOOR				
13.1802.000.12	QS-48	456 / QS-10	455	8



MOD 1802

304

INDOOR					
13.1802.042.12	42,4	QS-48	456 / QS-10	455	8
13.1802.048.12	48,3	QS-48	456 / QS-10	455	8



MOD 1820

316

OUTDOOR					
14.1820.042.12	42,4	QS-89	456 / QS-11	455	8

NEW

Toepasbaar bij MOD 0305 (verbinders)

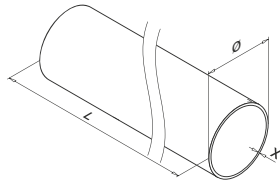




Q-TUBE

RVS BUIZEN VAN Q-RAILING

LAAGSTE TOLERANTIES, PERFECTE AFWERKING.

**MOD 8925 / 0900**

Ø 33,7 mm

304

INDOOR	X	
13.8925.233.12	2,0	L = 2500 mm
13.0900.233.12	2,0	L = 5000 mm

316

OUTDOOR	X	
14.0900.233.12	2,0	L = 5000 mm


Ø 38 mm

316


OUTDOOR	X	
14.8930.138.12	1,5	L = 3000 mm

Ø 42,4 mm

304


INDOOR	X	
13.0900.142.12	1,5	L = 5000 mm
13.8925.242.12	2,0	L = 2500 mm
13.0900.242.12	2,0	L = 5000 mm
13.8925.042.12	2,6	L = 2500 mm
13.0900.042.12	2,6	L = 5000 mm

316


OUTDOOR	X	
14.0900.142.12	1,5	L = 5000 mm
14.8925.242.12	2,0	L = 2500 mm
14.0900.242.12	2,0	L = 5000 mm
14.8925.042.12	2,6	L = 2500 mm
14.0900.042.12	2,6	L = 5000 mm

Ø 48,3 mm

304

INDOOR	X	
13.8925.248.12	2,0	L = 2500 mm
13.0900.248.12	2,0	L = 5000 mm
13.8925.048.12	2,6	L = 2500 mm
13.0900.048.12	2,6	L = 5000 mm

316

OUTDOOR	X	
14.8925.248.12	2,0	L = 2500 mm
14.0900.248.12	2,0	L = 5000 mm
14.8925.048.12	2,6	L = 2500 mm
14.0900.048.12	2,6	L = 5000 mm

Ø 60,3 mm

304

INDOOR	X	
13.0900.060.12	2,0	L = 5000 mm



PREFIX We kunnen dit artikel op basis van uw specificaties op maat zagen en in de juiste lengte en het juiste verstek leveren. Neem contact met ons op voor de details.

**Q-LIGHTS**

318 - 323

**MOD 8925, 0900**

311, 313

U vindt de berekeningsbasis voor buizen, staven en U-profielen op www.q-railing.com/test-berekeningen

Q-INFO**Bespaar tijd en geld met Q-tube**


Q-tube heeft een veel lagere tolerantie dan standaard handelsbuis. Ook de lasnaad van Q-tube is speciaal aangepast aan onze fittingen. De buis past daardoor perfect op onze fittingen zodat u snel en effectief kunt werken. Om de kwaliteit te waarborgen en om beschadigingen te voorkomen wordt elke lengte buis apart verpakt.

Q-LINE - Bochtstukken



MOD 0903

304			
INDOOR	Ø	R	
13.0903.242.12	42,4 x 2,0	85	1
13.0903.248.12	48,3 x 2,0	97	1




MOD 0906

304			
INDOOR	Ø	R	
13.0906.242.12	42,4 x 2,0	85	1
13.0906.248.12	48,3 x 2,0	97	1

316			
OUTDOOR	Ø	R	
14.0906.242.12	42,4 x 2,0	85	1

Q-LINE - Buissteunen

Vlak - buis



MOD 0625

304				
INDOOR	Ø			
13.0625.033.12	33,7	QS-3 455 / QS-29 456	4	
13.0625.042.12	42,4	QS-3 455 / QS-29 456	4	

316				
OUTDOOR	Ø			
14.0625.042.12	42,4	QS-4 455 / QS-30 456	4	



Buis - buis



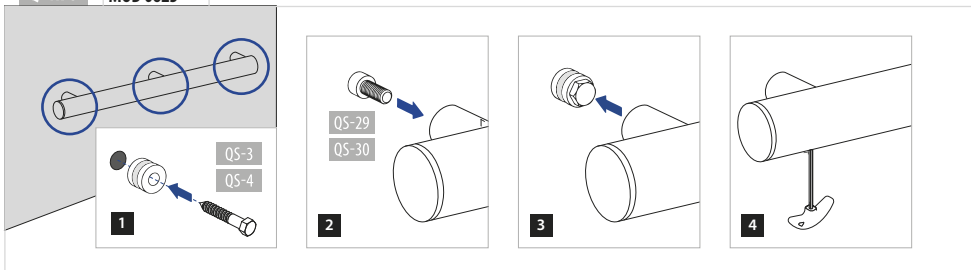
MOD 0627

304				
INDOOR	Ø	D		
13.0627.042.12	42,4	Ø 42,4	QS-29 456	4

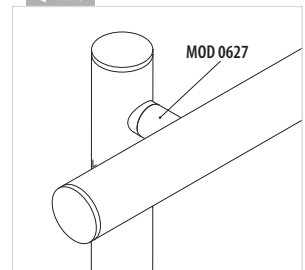


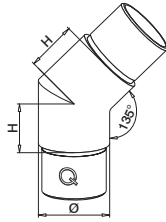
Q-INFO

MOD 0625



Q-INFO

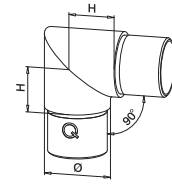


**MOD 0300****304**

INDOOR	Ø	H	
13.0300.233.12	33,7 x 2,0	25	2
13.0300.242.12	42,4 x 2,0	30	2
13.0300.042.12	42,4 x 2,6	30	2
13.0300.248.12	48,3 x 2,0	35	2

316

OUTDOOR	Ø	H	
14.0300.242.12	42,4 x 2,0	30	2
14.0300.248.12	48,3 x 2,0	35	2

**MOD 0301****304**

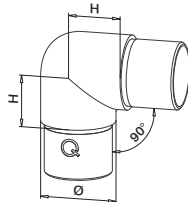
INDOOR	Ø	H	
13.0301.233.12	33,7 x 2,0	25	2
13.0301.242.12	42,4 x 2,0	30	2
13.0301.042.12	42,4 x 2,6	30	2
13.0301.248.12	48,3 x 2,0	35	2

316

OUTDOOR	Ø	H	
14.0301.242.12	42,4 x 2,0	30	2
14.0301.248.12	48,3 x 2,0	35	2



Niet toepasbaar bij MOD 0710, 0810 en 4710 (handrailingsteunen)

**MOD 0303****304**

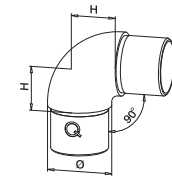
INDOOR	Ø	H	
13.0303.233.12	33,7 x 2,0	25	2
13.0303.142.12	42,4 x 1,5	30	2
13.0303.242.12	42,4 x 2,0	30	2
13.0303.042.12	42,4 x 2,6	30	2
13.0303.248.12	48,3 x 2,0	35	2
13.0303.048.12	48,3 x 2,6	35	2
13.0303.060.12	60,3 x 2,0	40	2

316

OUTDOOR	Ø	H	
14.0303.242.12	42,4 x 2,0	30	2
14.0303.042.12	42,4 x 2,6	30	2
14.0303.248.12	48,3 x 2,0	35	2
14.0303.048.12	48,3 x 2,6	35	2



Toepasbaar bij MOD 0710, 0810 en 4710 (handrailingsteunen)

**MOD 0305****304**

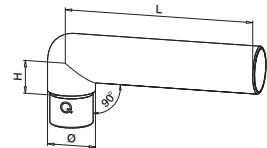
INDOOR	Ø	H	
13.0305.233.12	33,7 x 2,0	25	2
13.0305.242.12	42,4 x 2,0	30	2
13.0305.248.12	48,3 x 2,0	35	2

316

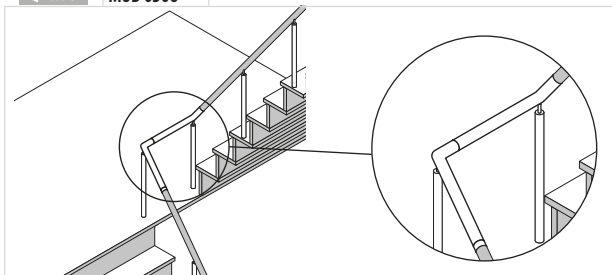
OUTDOOR	Ø	H	
14.0305.042.12	42,4 x 2,6	30	2
14.0305.242.12	42,4 x 2,0	30	2
14.0305.048.12	48,3 x 2,6	35	2
14.0305.248.12	48,3 x 2,0	35	2

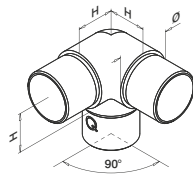



Niet toepasbaar bij MOD 0710, 0810 en 4710 (handrailingsteunen)

**MOD 0306****304**


INDOOR	Ø	H	L	
13.0306.233.12	33,7 x 2,0	25	223	2
13.0306.242.12	42,4 x 2,0	30	228	2

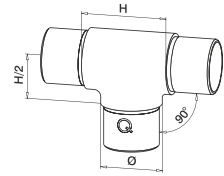
**Q-INFO MOD 0306**


**MOD 0304****304**

INDOOR	Ø	H	
13.0304.233.12	33,7 x 2,0	25	2
13.0304.242.12	42,4 x 2,0	30	2
13.0304.248.12	48,3 x 2,0	35	2


316

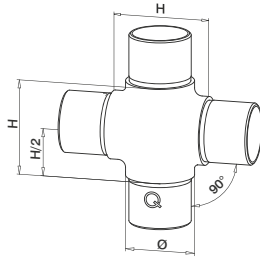
OUTDOOR	Ø	H	
14.0304.242.12	42,4 x 2,0	30	2
14.0304.042.12	42,4 x 2,6	30	2
14.0304.248.12	48,3 x 2,0	35	2
14.0304.048.12	48,3 x 2,6	35	2


**MOD 0307****304**

INDOOR	Ø	H	
13.0307.233.12	33,7 x 2,0	50	2
13.0307.242.12	42,4 x 2,0	60	2
13.0307.248.12	48,3 x 2,0	70	2

316

OUTDOOR	Ø	H	
14.0307.242.12	42,4 x 2,0	60	2
14.0307.248.12	48,3 x 2,0	70	2
14.0307.048.12	48,3 x 2,6	70	2

**MOD 0309****304**

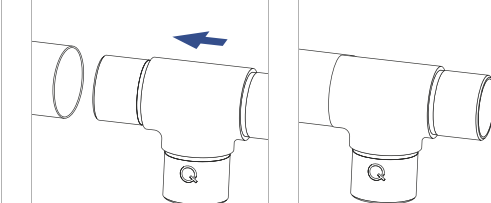
INDOOR	Ø	H	H/2	
13.0309.242.12	42,4 x 2,0	60	30	2
13.0309.248.12	48,3 x 2,0	70	35	2

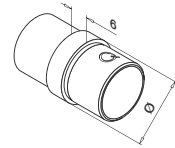
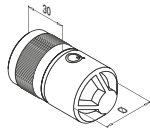
**Q-INFO**

Q-21
Q-glue
19.1331.000.00

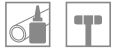


Verbruik per
verbinding
ca. 1 ml



**MOD 5792 - EASY HIT®**

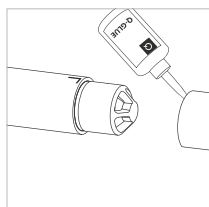
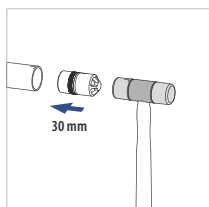
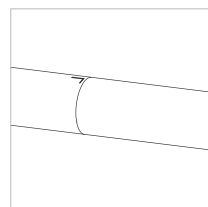
304			Onbewerkt
INDOOR	Ø		
13.5792.233.00	voor 33,7 x 2,0		2
13.5792.242.00	voor 42,4 x 2,0		2
13.5792.042.00	voor 42,4 x 2,6		2
13.5792.248.00	voor 48,3 x 2,0		2
13.5792.048.00	voor 48,3 x 2,6		2
13.5792.060.00	voor 60,3 x 2,0		2
316			Onbewerkt
OUTDOOR	Ø		
14.5792.233.00	voor 33,7 x 2,0		2
14.5792.242.00	voor 42,4 x 2,0		2
14.5792.042.00	voor 42,4 x 2,6		2
14.5792.248.00	voor 48,3 x 2,0		2
14.5792.048.00	voor 48,3 x 2,6		2

International Design
Model Protection**MOD 0790**

304			
INDOOR	Ø		
13.0790.233.12	33,7 x 2,0		2
13.0790.142.12	42,4 x 1,5		2
13.0790.242.12	42,4 x 2,0		2
13.0790.042.12	42,4 x 2,6		2
13.0790.248.12	48,3 x 2,0		2
13.0790.048.12	48,3 x 2,6		2
13.0790.060.12	60,3 x 2,0		2
316			
OUTDOOR	Ø		
14.0790.242.12	42,4 x 2,0		2
14.0790.042.12	42,4 x 2,6		2
14.0790.248.12	48,3 x 2,0		2
14.0790.048.12	48,3 x 2,6		2



Q-INFO

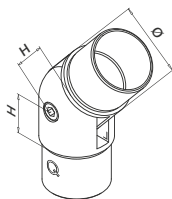
Q-21
Q-glue
19.1331.000.00

Q-INFO

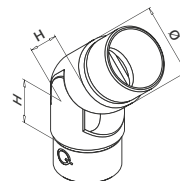
Q-22
Q-ultra-clean
19.0610.000.00



-90°
+90°




0 - 70°




MOD 0302

304

INDOOR	Ø	H	
13.0302.233.12	33,7 x 2,0	22	2
13.0302.242.12	42,4 x 2,0	27	2
13.0302.042.12	42,4 x 2,6	27	2
13.0302.248.12	48,3 x 2,0	30	2
13.0302.048.12	48,3 x 2,6	30	2


316

OUTDOOR	Ø	H	
14.0302.233.12	33,7 x 2,0	27	2
14.0302.242.12	42,4 x 2,0	27	2
14.0302.042.12	42,4 x 2,6	27	2
14.0302.248.12	48,3 x 2,0	30	2
14.0302.048.12	48,3 x 2,6	30	2




MOD 0312

304

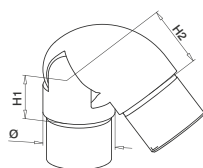
INDOOR	Ø	H	
13.0312.233.12	33,7 x 2,0	30	2
13.0312.142.12	42,4 x 1,5	30	2
13.0312.242.12	42,4 x 2,0	27	2
13.0312.042.12	42,4 x 2,6	27	2
13.0312.248.12	48,3 x 2,0	30	2
13.0312.048.12	48,3 x 2,6	30	2

316

OUTDOOR	Ø	H	
14.0312.242.12	42,4 x 2,0	27	2
14.0312.042.12	42,4 x 2,6	27	2
14.0312.248.12	48,3 x 2,0	30	2
14.0312.048.12	48,3 x 2,6	30	2
14.0312.060.12	60,3 x 2,0	33	2


DESIGN
productInternational Design
Model Protection

40 - 70°



MOD 0319

316

OUTDOOR	Ø	H1	H2	
14.0319.242.12	42,4 x 2,0	27	35	2
14.0319.248.12	48,3 x 2,0	30	40	2

International Design
Model Protection

Q-INFO



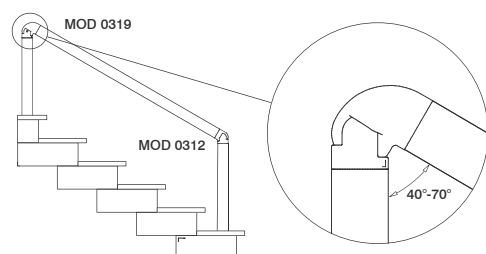
Q-23
Q-cleaner
19.0601.000.00

Q-INFO

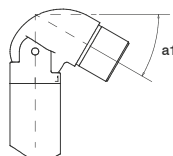


Q-21
Q-glue
19.1331.000.00

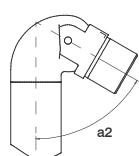
Q-INFO



Montage A



Montage B

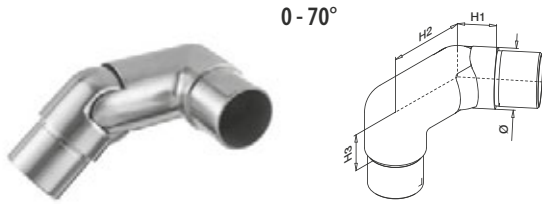


Q-INFO



Q-22
Q-ultra-clean
19.0610.000.00

Rechts omhoog
Links omlaag



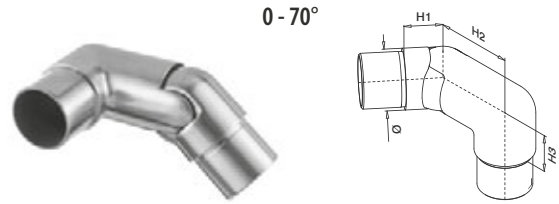
MOD 0317

304

INDOOR	Ø	H1	H2	H3	
13.0317.242.12	42,4 x 2,0	27	60	30	2
13.0317.248.12	48,3 x 2,0	30	65	35	2



Links omhoog
Rechts omlaag



MOD 0318

304

INDOOR	Ø	H1	H2	H3	
13.0318.242.12	42,4 x 2,0	27	60	30	2
13.0318.248.12	48,3 x 2,0	30	65	35	2



0 - 90°



MOD 0791

304

INDOOR	Ø	H	
13.0791.242.12	42,4 x 2,0	30	2
13.0791.248.12	48,3 x 2,0	35	2

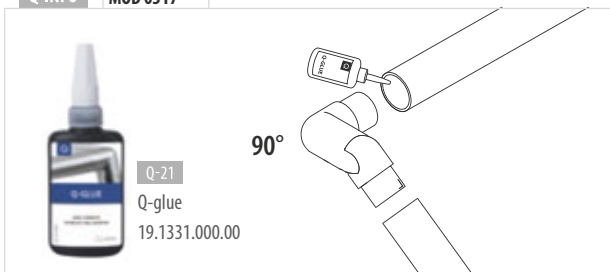
316

OUTDOOR	Ø	H	
14.0791.242.12	42,4 x 2,0	30	2



Q-INFO

MOD 0317



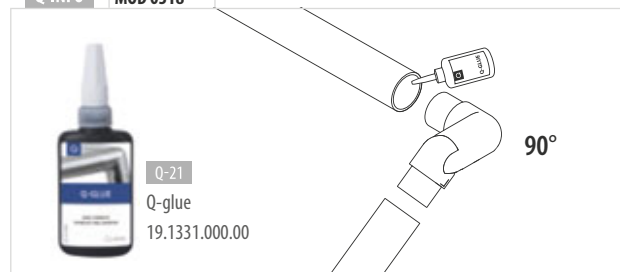
Q-21

Q-glue

19.1331.000.00

Q-INFO

MOD 0318



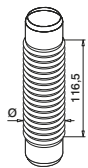
Q-21

Q-glue


19.1331.000.00



3D buigbaar

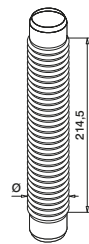
**MOD 0315**

304

INDOOR	∅	hoek	
13.0315.242.12	42,4 x 2,0	0° - 135°	2



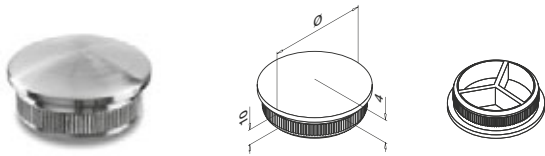
3D buigbaar

**MOD 0316**

304

INDOOR	∅	hoek	
13.0316.242.12	42,4 x 2,0	0° - 210°	2





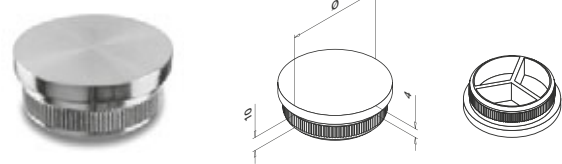
MOD 5729 - EASY HIT®

304

INDOOR	Ø	
13.5729.233.12	33,7 x 2,0	2
13.5729.142.12	42,4 x 1,5	2
13.5729.242.12	42,4 x 2,0	2
13.5729.042.12	42,4 x 2,6	2
13.5729.248.12	48,3 x 2,0	2
13.5729.048.12	48,3 x 2,6	2

316

OUTDOOR	Ø	
14.5729.233.12	33,7 x 2,0	2
14.5729.242.12	42,4 x 2,0	2
14.5729.042.12	42,4 x 2,6	2
14.5729.248.12	48,3 x 2,0	2
14.5729.048.12	48,3 x 2,6	2



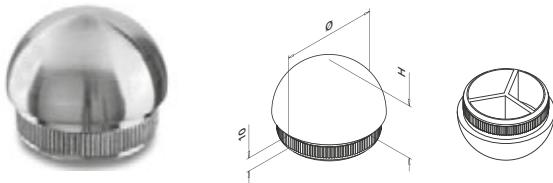
MOD 5732 - EASY HIT®

304

INDOOR	Ø	
13.5732.233.12	33,7 x 2,0	2
13.5732.242.12	42,4 x 2,0	2
13.5732.042.12	42,4 x 2,6	2
13.5732.248.12	48,3 x 2,0	2
13.5732.048.12	48,3 x 2,6	2

316

OUTDOOR	Ø	
14.5732.233.12	33,7 x 2,0	2
14.5732.242.12	42,4 x 2,0	2
14.5732.042.12	42,4 x 2,6	2
14.5732.248.12	48,3 x 2,0	2
14.5732.048.12	48,3 x 2,6	2



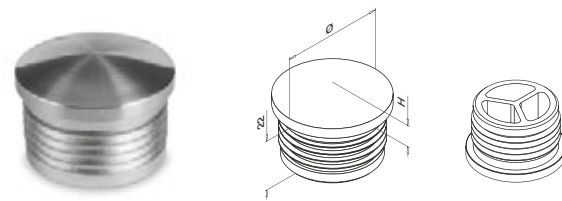
MOD 5730 - EASY HIT®

304

INDOOR	Ø	H	
13.5730.233.12	33,7 x 2,0	17	2
13.5730.242.12	42,4 x 2,0	21	2
13.5730.042.12	42,4 x 2,6	21	2
13.5730.248.12	48,3 x 2,0	24	2

316

OUTDOOR	Ø	H	
14.5730.242.12	42,4 x 2,0	21	2



MOD 5729 - EASY HIT®


ABS kunststof

RVS look

INDOOR	Ø	H	
24.5729.233.19	33,7 x 2,0	8	2
24.5729.242.19	42,4 x 2,0	9	2
24.5729.248.19	48,3 x 2,0	9	2



Q-INFO

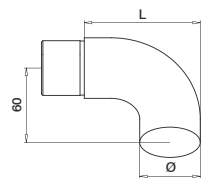


Q-INFO



Q-INFO





MOD 0739

304

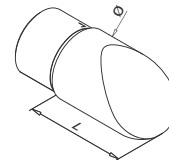
INDOOR	Ø	L	
13.0739.233.12	33,7 x 2,0	77	2
13.0739.242.12	42,4 x 2,0	81	2
13.0739.042.12	42,4 x 2,6	81	2
13.0739.248.12	48,3 x 2,0	84	2
13.0739.048.12	48,3 x 2,6	84	2

316

OUTDOOR	Ø	L	
14.0739.242.12	42,4 x 2,0	81	2
14.0739.042.12	42,4 x 2,6	81	2
14.0739.248.12	48,3 x 2,0	84	2
14.0739.048.12	48,3 x 2,6	84	2



Voor trappen



MOD 0738

304

INDOOR	Ø	L	
13.0738.242.12	42,4 x 2,0	60	2
13.0738.248.12	48,3 x 2,0	65	2

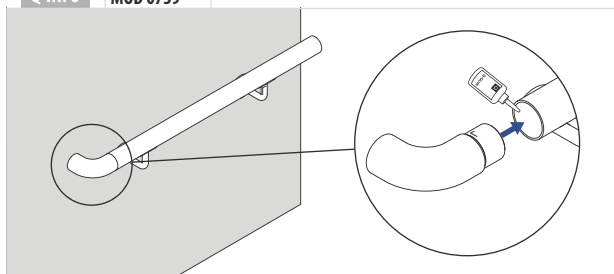
316

OUTDOOR	Ø	L	
14.0738.242.12	42,4 x 2,0	60	2

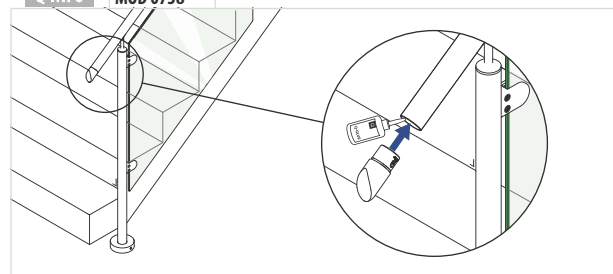


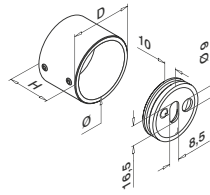
International Design
Model Protection

Q-INFO MOD 0739



Q-INFO MOD 0738





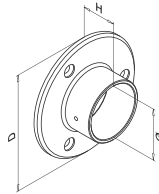
MOD 0504

304

INDOOR	Ø	D	H		
13.0504.033.12	33,7	41	30	QS-55 458 / QS-21 456	2
13.0504.042.12	42,4	50	35	QS-55 458 / QS-21 456	2
13.0504.048.12	48,3	56	35	QS-55 458 / QS-21 456	2

316

OUTDOOR	Ø	D	H		
14.0504.033.12	33,7	41	30	QS-55 458 / QS-22 456	2
14.0504.042.12	42,4	50	35	QS-55 458 / QS-22 456	2
14.0504.048.12	48,3	56	35	QS-55 458 / QS-22 456	2



MOD 0505

304

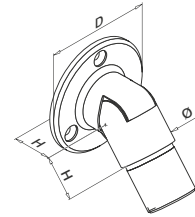
INDOOR	Ø	D	H		
13.0505.033.12	33,7	Ø 85	30	QS-7 455	2
13.0505.042.12	42,4	Ø 95	30	QS-7 455	2
13.0505.048.12	48,3	Ø 100	35	QS-7 455	2
13.0505.060.12	60,3	Ø 115	40	QS-7 455	2

316

OUTDOOR	Ø	D	H		
14.0505.042.12	42,4	Ø 95	30	QS-50 455	2
14.0505.048.12	48,3	Ø 100	35	QS-50 455	2



0 - 50°



MOD 0506

304

INDOOR	Ø	D	H		
13.0506.233.12	33,7 x 2,0	70	26	QS-7 455	2
13.0506.242.12	42,4 x 2,0	75	30	QS-7 455	2
13.0506.248.12	48,3 x 2,0	80	33	QS-7 455	2



DESIGN product

International Design Model Protection



Q-INFO



Q-23
Q-cleaner
19.0601.000.00

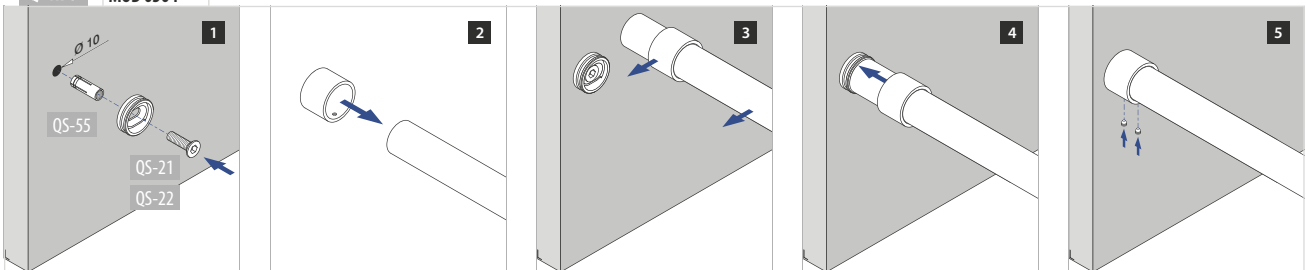
Q-INFO




Q-22
Q-ultra-clean
19.0610.000.00

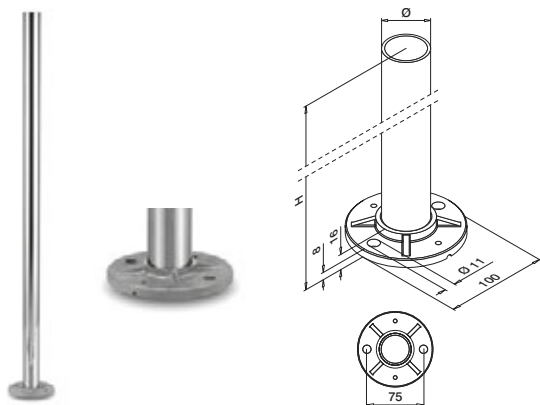
Q-INFO

MOD 0504





GEPOLIJST

**MOD 0914****304**

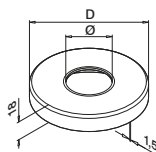
INDOOR	Ø	H		
13.0914.242.10	42,4 x 2,0	970	QS-59 	467 


316

OUTDOOR	Ø	H		
14.0914.242.10	42,4 x 2,0	970	QS-58 	467 




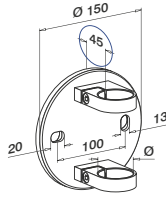
Heeft u speciale wensen als het gaat om voorbereekte producten? Ga dan naar www.q-railing.com/prefix

**MOD 0512****304**

INDOOR	Ø	D	
13.0512.042.10	42,4	Ø 105	2

316

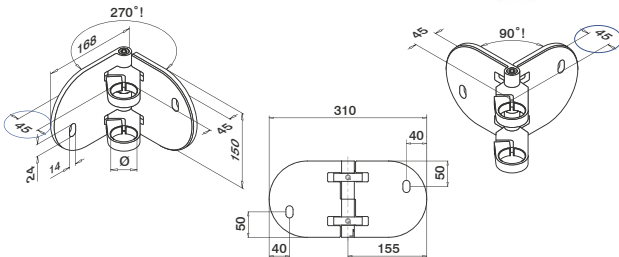
OUTDOOR	Ø	D	
14.0512.042.10	42,4	Ø 105	2

**MOD 0551****304**

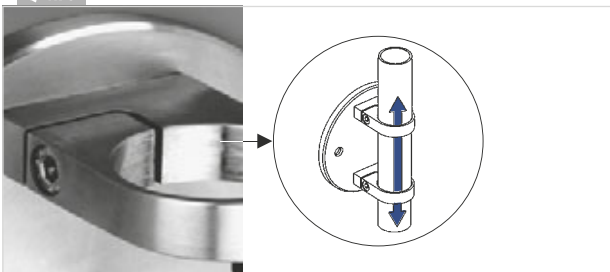
INDOOR	Ø		
13.0551.042.10	42,4	QS-33 464	1

316

OUTDOOR	Ø		
14.0551.042.10	42,4	QS-32 464	1

**MOD 0555****316**

OUTDOOR	Ø		
14.0555.042.10	42,4	QS-32 464	1

**Q-INFO****Q-INFO**

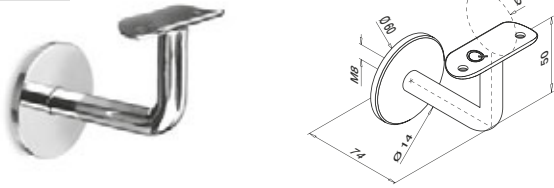
Q-23
Q-cleaner
19.0601.000.00

Q-INFO

Q-22
Q-ultra-clean
19.0610.000.00

Q-LINE - Handrailingsteunen voor wandmontage

Wand - buis




MOD 0111

304

INDOOR				
	Ø			
13.0111.042.10	42,4	QS-1	455 / QS-10	455
				2
316				
OUTDOOR				
	Ø			
14.0111.042.10	42,4	QS-2	455 / QS-11	455
				2



Wand - buis



MOD 0112

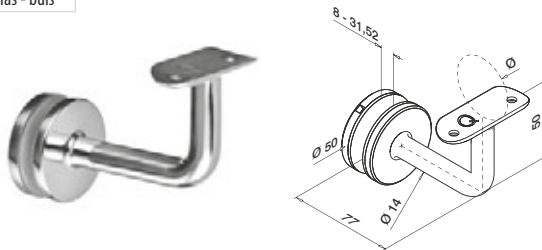
304

INDOOR				
	Ø			
13.0112.042.10	42,4	QS-7	455 / QS-10	455
				2
316				
OUTDOOR				
	Ø			
14.0112.042.10	42,4	QS-50	455 / QS-11	455
				2
14.0112.048.10	48,3	QS-50	455 / QS-11	455
				2



Q-LINE - Handrailingsteunen voor glasmontage

Glas - buis



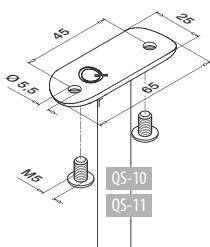
MOD 0117

304

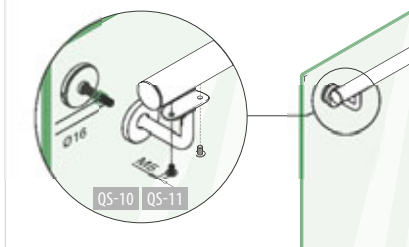
INDOOR				
	Ø			
13.0117.042.10	42,4	QS-10	455	2
316				
OUTDOOR				
	Ø			
14.0117.042.10	42,4	QS-11	455	2
14.0117.048.10	48,3	QS-11	455	2



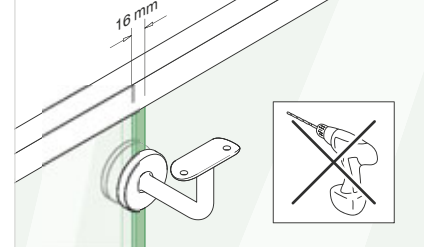
Q-INFO MOD 0111 / 0112 / 0117



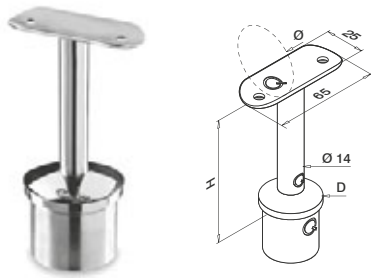
Q-INFO MOD 0117 - Montage A



Q-INFO MOD 0117 - Montage B



Buis - Buis



MOD 0710 - D 42,4 mm

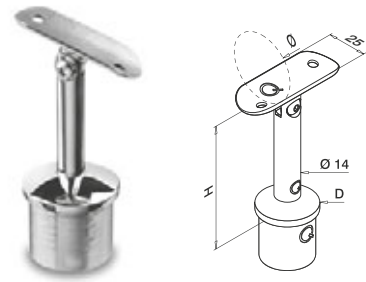
304						
INDOOR	D	H	Ø			
13.0710.242.10	Ø 42,4 x 2,0	79	42,4	QS-10	455	2
316						
OUTDOOR	D	H	Ø			
14.0710.242.10	Ø 42,4 x 2,0	79	42,4	QS-11	455	2

MOD 0711 - D 48,3 mm

316						
OUTDOOR	D	H	Ø			
14.0711.048.10	Ø 48,3 x 2,6	80	48,3	QS-11	455	2



Buis - Buis



MOD 0718 - D 42,4 mm

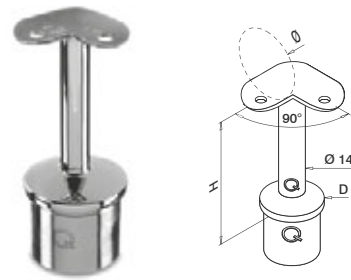
304						
INDOOR	D	H	Ø			
13.0718.242.10	Ø 42,4 x 2,0	79	42,4	QS-10	455	2
316						
OUTDOOR	D	H	Ø			
14.0718.242.10	Ø 42,4 x 2,0	79	42,4	QS-11	455	2

MOD 0719 - D 48,3 mm

316						
OUTDOOR	D	H	Ø			
14.0719.048.10	Ø 48,3 x 2,6	80	48,3	QS-11	455	2



Buis - buis



MOD 0710 - D 42,4 mm

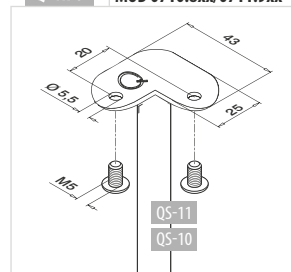
316						
OUTDOOR	D	H	Ø			
14.0710.842.10	Ø 42,4 x 2,0	79	42,4	QS-11	455	2

MOD 0711 - D 48,3 mm

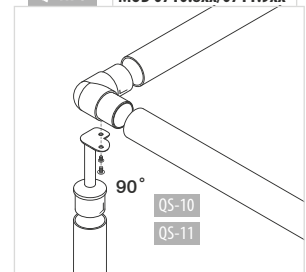
316						
OUTDOOR	D	H	Ø			
14.0711.948.10	Ø 48,3 x 2,6	80	48,3	QS-11	455	2



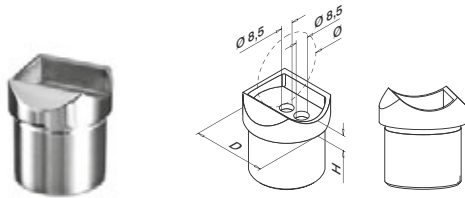
Q-INFO MOD 0710.8xx/0711.9xx



Q-INFO MOD 0710.8xx/0711.9xx



Buis - Buis

**MOD 0772** - D 42,4 mm

316

OUTDOOR	D	Ø	H			
14.0772.242.10	Ø 42,4 x 2,0	42,4	9	QS-27	454	2

MOD 0771 - D 48,3 mm

316

OUTDOOR	D	Ø	H			
14.0771.048.10	Ø 48,3 x 2,6	48,3	11	QS-27	454	2

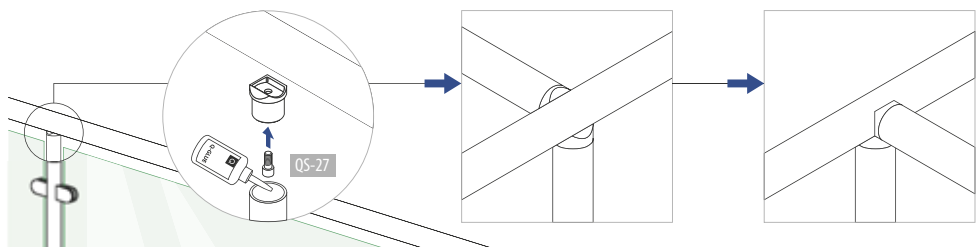


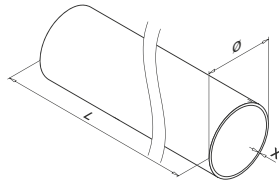
Toepasbaar bij MOD 0303 (verbinders)

Q-INFO



Q-21
Q-glue
19.1331.000.00



**MOD 0900**

Ø 42,4 mm

304

INDOOR	X	
13.0900.242.10	2,0	L = 5000 mm

316

OUTDOOR	X	
14.0900.242.10	2,0	L = 5000 mm

Ø 48,3 mm

316

OUTDOOR	X	
14.0900.048.10	2,6	L = 5000 mm



PREFIX We kunnen dit artikel op basis van uw specificaties op maat zagen en in de juiste lengte en het juiste verstek leveren. Neem contact met ons op voor de details.

**Q-LIGHTS**

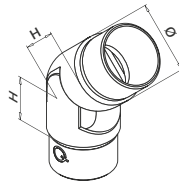
318 - 323

**MOD 8925, 0900**

311, 313



0 - 70°

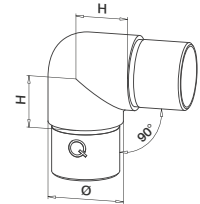
**MOD 0312****316**

OUTDOOR	ø	H	
14.0312.242.10	42,4 x 2,0	27	2



DESIGN product

International Design Model Protection

**MOD 0303****304**

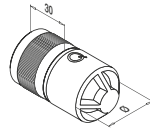
INDOOR	ø	H	
13.0303.242.10	42,4 x 2,0	30	2

316

OUTDOOR	ø	H	
14.0303.242.10	42,4 x 2,0	30	2
14.0303.048.10	48,3 x 2,6	35	2



Toepasbaar bij MOD 0710 (handrailingsteunen)



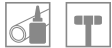
MOD 5792- EASY HIT®

304

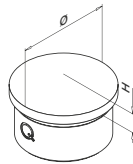
INDOOR	Ø	
13.5792.242.00	voor 42,4 x 2,0	2

316

OUTDOOR	Ø	
14.5792.242.00	voor 42,4 x 2,0	2
14.5792.048.00	voor 48,3 x 2,6	2



International Design
Model Protection



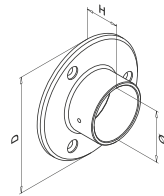
MOD 0729

304

INDOOR	Ø	H	
13.0729.242.10	42,4 x 2,0	9	2

316

OUTDOOR	Ø	H	
14.0729.242.10	42,4 x 2,0	9	2
14.0729.048.10	48,3 x 2,6	10	2



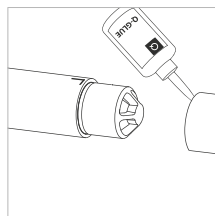
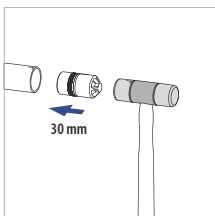
MOD 0505

304

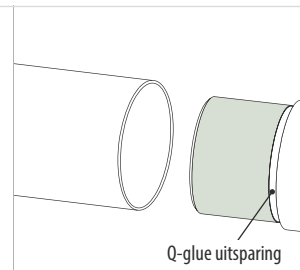
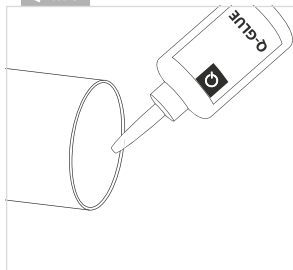
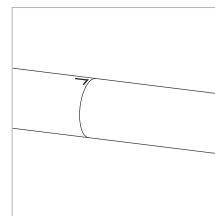
INDOOR	Ø	D	H		
13.0505.042.10	42,4	Ø 95	30	QS-7	455 2

316

OUTDOOR	Ø	D	H		
14.0505.042.10	42,4	Ø 95	30	QS-50	455 2
14.0505.048.10	48,3	Ø 100	35	QS-50	455 2



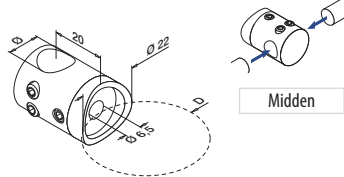
Q-21
Q-glue
19.1331.000.00



Q-23
Q-cleaner
19.0601.000.00



Q-22
Q-ultra-clean
19.0610.000.00



Midden

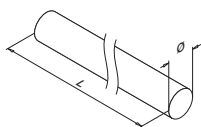
MOD 0831 - Ø 12 mm

304

INDOOR	Ø	D		
13.0831.042.10	12	Ø 42,4	QS-15	456 4

316

OUTDOOR	Ø	D		
14.0831.042.10	12	Ø 42,4	QS-16	456 4



MOD 0900 / 8925 - Ø 12 mm

304

INDOOR	Ø	
13.0900.012.10	12	L = 5000 mm

316

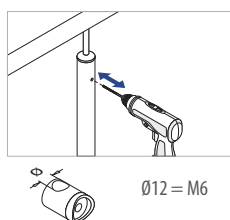
OUTDOOR	Ø	
14.0900.012.10	12	L = 5000 mm



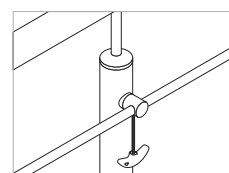
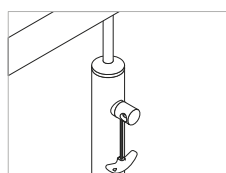
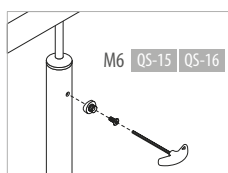
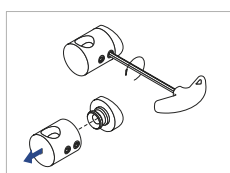
PREFIX We kunnen dit artikel op basis van uw specificaties op maat zagen en in de juiste lengte en het juiste verstek leveren. Neem contact met ons op voor de details.

U vindt de berekeningsbasis voor buizen, staven en U-profielen op www.q-railing.com/test-berekeningen

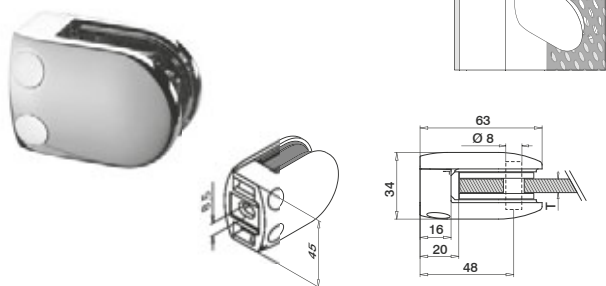
Q-INFO



Ø12 = M6



Vlak - plaat



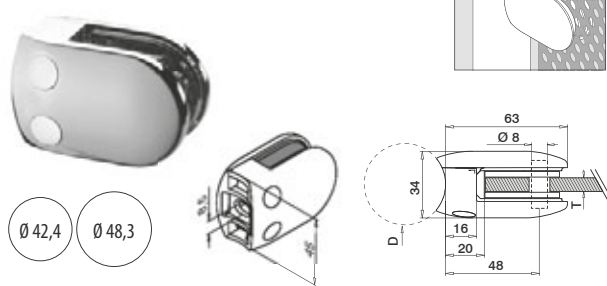
MOD 2800

304		T		
INDOOR				
13.2800.000.10	Zie T in MOD 5001	QS-26	454	4
316		T		
OUTDOOR				
14.2800.000.10	Zie T in MOD 5001	QS-27	454	4



International Design
Model Protection

Buis - plaat



MOD 2800

304		D	T		
INDOOR					
13.2800.042.10	Ø 42,4	Zie T in MOD 5001	QS-47	454	4
13.2800.048.10	Ø 48,3	Zie T in MOD 5001	QS-47	454	4
316		D	T		
OUTDOOR					
14.2800.042.10	Ø 42,4	Zie T in MOD 5001	QS-45	454	4
14.2800.048.10	Ø 48,3	Zie T in MOD 5001	QS-45	454	4



International Design
Model Protection

Toebehoren

Rubbers voor plaatadapters MOD 2800



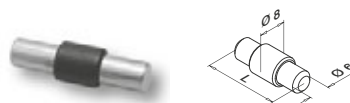
2 stuks per adapter

MOD 5001

Toebehoren		
	T	
19.5001.002.00	2	8
19.5001.003.00	3	8
19.5001.004.00	4	8

Toebehoren

Borgpennen voor plaatadapters



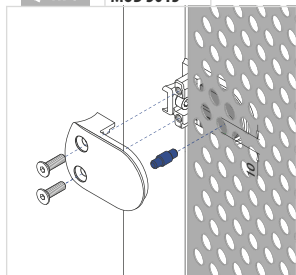
MOD 5015

Toebehoren		
	L	
19.5015.022.00	22	4

Plaatadapters bestellen? Vergeet dan niet de rubbersets te bestellen. Deze worden namelijk niet automatisch meegeleverd.

Borgpennen en bevestigingsmateriaal dienen apart te worden besteld.

Q-INFO MOD 5015

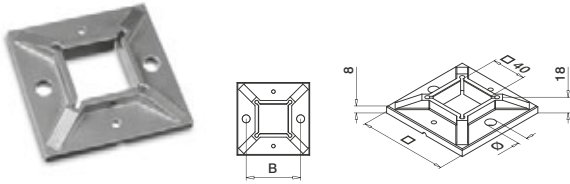


Q-INFO





LASONDERDELEN



MOD 4940

304

INDOOR	□	Ø	B		
13.4940.040.00	100	11	75	QS-59	467

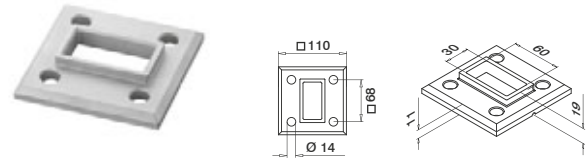
316

OUTDOOR	□	Ø	B		
14.4940.040.00	100	11	75	QS-58	467

MOD 4945

304

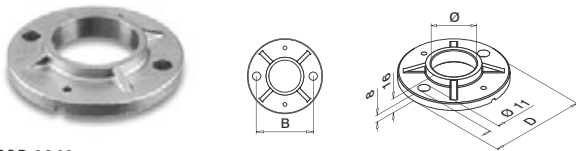
INDOOR	□	Ø	B		
13.4945.040.00	86	8,5	70	QS-35	467



MOD 3503

316

OUTDOOR		
14.3503.063.00	QS-559	465

MOD 4511, 4512
220MOD 4513
236MOD 4925, 4900
231MOD 4900
236

MOD 0940

304

INDOOR	Ø	B	D		
13.0940.042.00	42,4	75	Ø 100	QS-59	467
13.0940.048.00	48,3	80	Ø 100	QS-59	467

316

OUTDOOR	Ø	B	D		
14.0940.042.00	42,4	75	Ø 100	QS-58	467
14.0940.048.00	48,3	80	Ø 100	QS-58	467

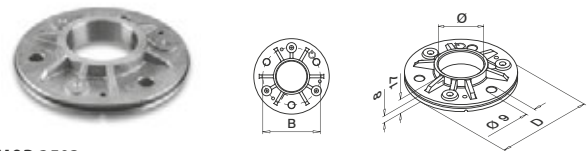
MOD 0941

304

INDOOR	Ø	B	D		
13.0941.048.00	48,3	90	Ø 120	QS-59	467

316

OUTDOOR	Ø	B	D		
14.0941.048.00	48,3	90	Ø 120	QS-58	467



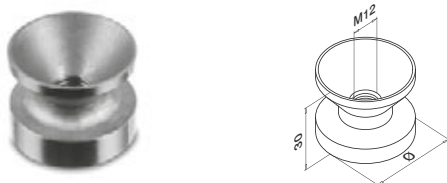
MOD 3502

304

INDOOR	Ø	B	D		
13.3502.042.00	42,4	80	Ø 105	QS-35	467
13.3502.048.00	48,3	90	Ø 115	QS-35	467

316

OUTDOOR	Ø	B	D		
14.3502.042.00	42,4	80	Ø 105	QS-34	467
14.3502.048.00	48,3	90	Ø 115	QS-34	467

MOD 0511, 0512, 0513
257MOD 0512
295MOD 8925, 0900
283MOD 0900
300

MOD 3501

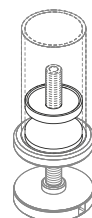
304

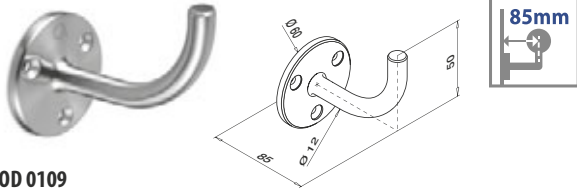
INDOOR	Ø	
13.3501.242.00	42,4 x 2,0	2
13.3501.042.00	42,4 x 2,6	2



Kijk voor meer informatie over buizen op pagina 282, 283.

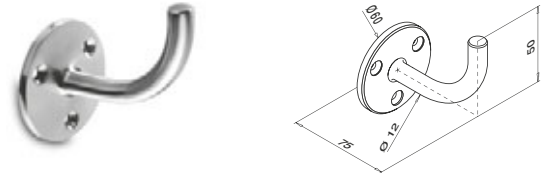
Q-INFO MOD 3501

Heeft u speciale wensen als het gaat om voorbereekte producten? Ga dan naar www.q-railing.com/prefix



MOD 0109

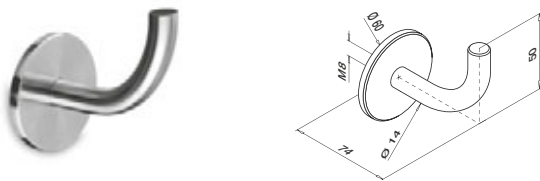
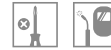
304			
INDOOR			
13.0109.000.12	QS-7	455 / QS-87	458
			2



MOD 0113

304			
INDOOR			
13.0113.000.12	QS-7	455 / QS-87	458
			2

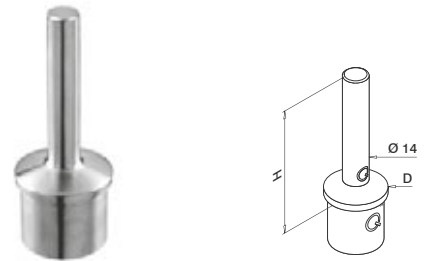
316			
OUTDOOR			
14.0113.000.12	QS-50	455 / QS-87	458
			2



MOD 0114

304			
INDOOR			
13.0114.000.12	QS-1	455	2

316			
OUTDOOR			
14.0114.000.12	QS-2	455	2



MOD 0695

304			
INDOOR	D	H	
13.0695.200.12	42,4 x 2,0	79	2

316			
OUTDOOR	D	H	
14.0695.200.12	42,4 x 2,0	79	2

MOD 0696

304			
INDOOR	D	H	
13.0696.200.12	48,3 x 2,0	80	2

316			
OUTDOOR	D	H	
14.0696.200.12	48,3 x 2,0	80	2



Q-INFO

Alle producten op deze pagina worden met geslepen oppervlakken en bewerkte zijden geleverd.

Q-INFO

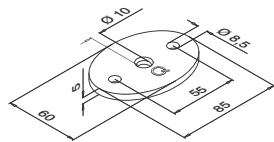


Q-23
Q-cleaner
19.0601.000.00

Q-INFO



Q-22
Q-ultra-clean
19.0610.000.00

**MOD 1930****304****INDOOR**

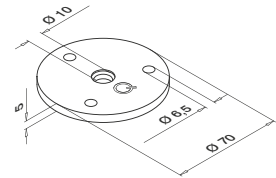
13.1930.085.12



QS-3 455



4

**MOD 1936****304****INDOOR**

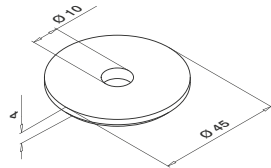
13.1936.070.12



QS-56 455



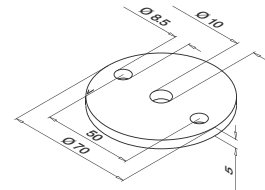
4

**MOD 1937****304****INDOOR**

13.1937.045.12



4

**MOD 1939****304****INDOOR**

13.1939.008.12



QS-3 455



8

**MOD 0813 – 0816**

308

**MOD 1810**

281, 309

**MOD 1801**

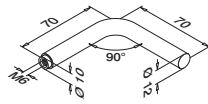
281, 309

**MOD 1802**

281, 309

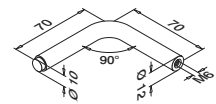
Q-INFO

Alle producten op deze pagina worden met geslepen oppervlakken en bewerkte zijden geleverd.



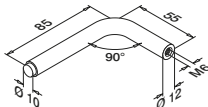
MOD 0813

304		
INDOOR		
13.0813.070.12	QS-14	2



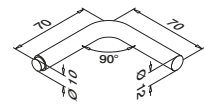
MOD 0814

304		
INDOOR		
13.0814.070.12	QS-14	2



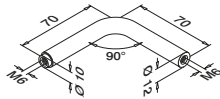
MOD 0814

304		
INDOOR		
13.0814.085.12	QS-14	2



MOD 0815

304	
INDOOR	
13.0815.070.12	2



MOD 0816

304		
INDOOR		
13.0816.070.12	QS-14	2



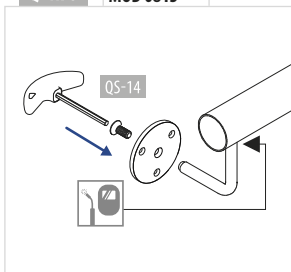
MOD 1930 307
 MOD 1936 307
 MOD 1937 307
 MOD 1939 307

MOD 1810 281, 309
 MOD 1801 281, 309
 MOD 1802 281, 309

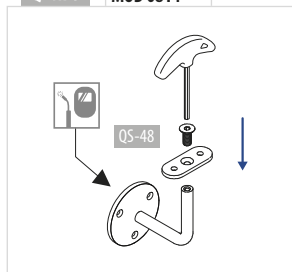
Q-INFO

Alle producten op deze pagina worden met geslepen oppervlakken en bewerkte zijden geleverd.

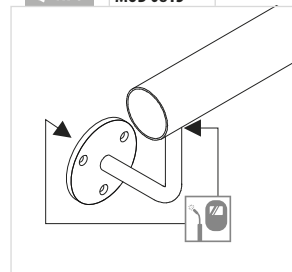
Q-INFO MOD 0813



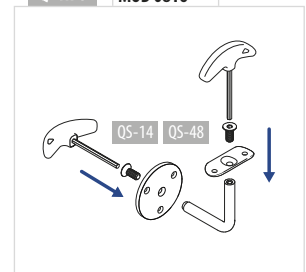
Q-INFO MOD 0814



Q-INFO MOD 0815



Q-INFO MOD 0816





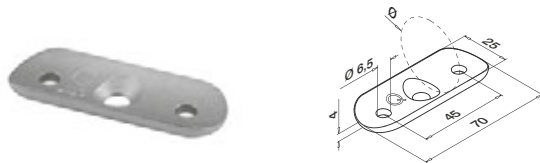
MOD 1810

304

INDOOR				
13.1810.000.12	QS-48	456 / QS-10	455	8

316

OUTDOOR				
14.1810.000.12	QS-89	456 / QS-11	455	8



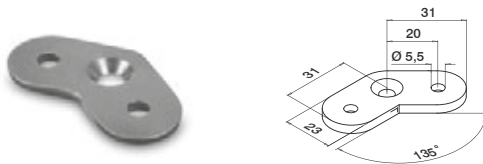
MOD 1810

304

INDOOR	Ø				
13.1810.033.12	33,7	QS-48	456 / QS-10	455	8
13.1810.042.12	42,4	QS-48	456 / QS-10	455	8
13.1810.048.12	48,3	QS-48	456 / QS-10	455	8

316

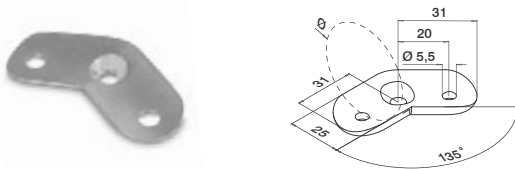
OUTDOOR	Ø				
14.1810.042.12	42,4	QS-89	456 / QS-11	455	8
14.1810.048.12	48,3	QS-89	456 / QS-11	455	8



MOD 1801

304

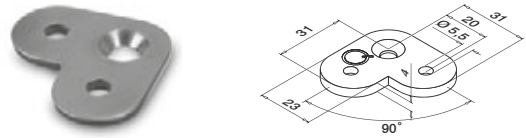
INDOOR				
13.1801.000.12	QS-48	456 / QS-10	455	8



MOD 1801

304

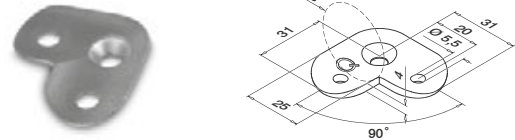
INDOOR	Ø				
13.1801.042.12	42,4	QS-48	456 / QS-10	455	8
13.1801.048.12	48,3	QS-48	456 / QS-10	455	8



MOD 1802

304

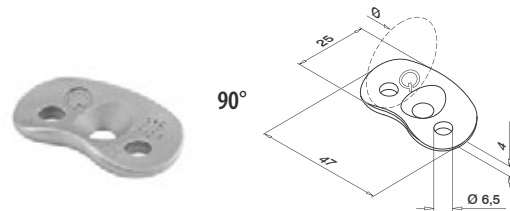
INDOOR				
13.1802.000.12	QS-48	456 / QS-10	455	8



MOD 1802

304

INDOOR	Ø				
13.1802.042.12	42,4	QS-48	456 / QS-10	455	8
13.1802.048.12	48,3	QS-48	456 / QS-10	455	8



MOD 1820

316

OUTDOOR	Ø				
14.1820.042.12	42,4	QS-89	456 / QS-11	455	8

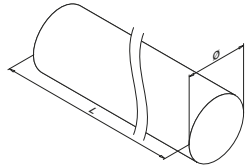


Toepasbaar bij MOD 0305 (verbinders)





BENDYWOOD



MOD 8925 / 0900 - Beuken, blank, onbehandeld

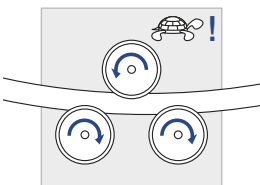
Ø 42 mm

Hout		
INDOOR	Ø	
21.8925.042.39	42,0	L = 3600 mm
21.0900.042.39	42,0	L = 6600 mm



Q-INFO

Max. 50% radius (R)



Q-INFO

Ø 42 R_{min} : 840 mm

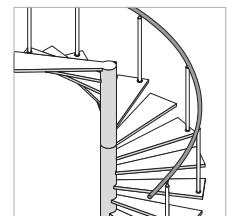
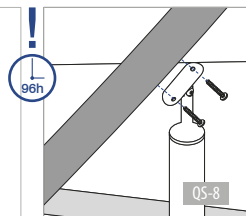
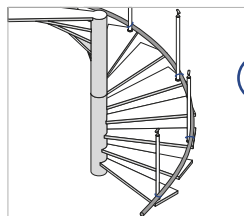
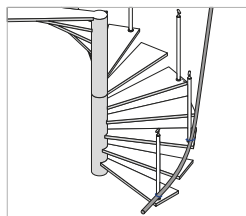
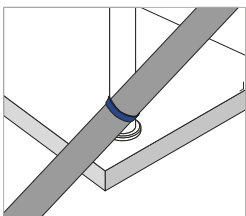
Als u het hout in de oorspronkelijke verpakking laat, kunt u het nog vier maanden na ontvangst in de door u gewenste vorm brengen.

Wij verzoeken u om de meegeleverde montagehandleiding te raadplegen

Hout is een natuurproduct. Kleuren kunnen afwijken.

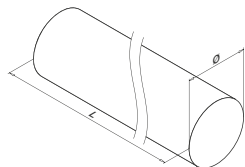
▶ **Assembly video:** www.q-railing.com/videos

Q-INFO





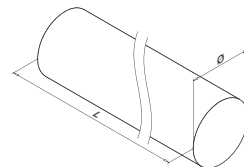
NATURAIL



MOD 8925 - Beuken, blank, onbehandeld

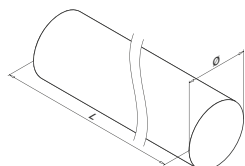
Hout			
INDOOR	Ø		
20.8925.042.39	42,0		L = 2500 mm

Hout			
INDOOR	Ø		
20.8925.048.39	48,0		L = 2500 mm



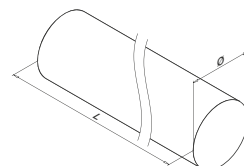
MOD 8925 - Eiken, gelakt

Hout			
INDOOR	Ø		
20.8925.042.43	42,0		L = 2500 mm



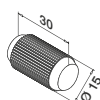
MOD 8925 - Beuken, gelakt

Hout			
INDOOR	Ø		
20.8925.042.40	42,0		L = 2500 mm



MOD 8925 - Ceder, blank, onbehandeld

Hout			
OUTDOOR	Ø		
20.8925.042.45	42,0		L = 2500 mm



MOD 0203

Hout			
INDOOR	QS		
20.0203.015.39	QS-512		50



Houtlijm

PVAC-lijm voor verlijming van houtonderdelen

MOD 1335

Toebehoren			
Q	e		
19.1335.000.00	Q-73	250 ml	1



Boor met stop

voor hout

MOD 0708

Toebehoren			
Q	Ø		
19.0708.015.00	Q-80	15	1

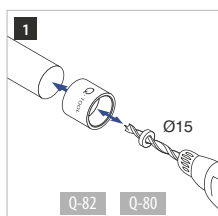


Montagegereedschap

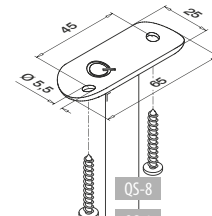
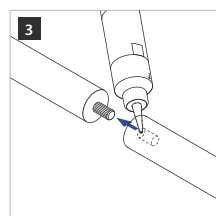
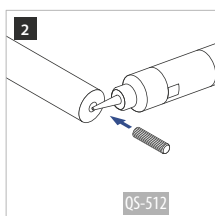
MOD 0709

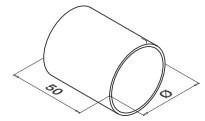
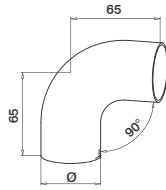
Toebehoren			
Q	Ø		
19.0709.000.35	Q-82	42,0 + 48,0	1

Hout is een natuurproduct. Kleuren kunnen afwijken.



Q-73
Houtlijm
19.1335.000.00





MOD 0305

304			
INDOOR	Ø		
20.0305.042.12	42,0	QS-7 455	2
20.0305.048.12	48,0	QS-7 455	2
316			
OUTDOOR	Ø		
22.0305.042.12	42,0	QS-50 455	2



Niet toepasbaar bij MOD 0710, 0810 en 4710 (handrailingsteunen)

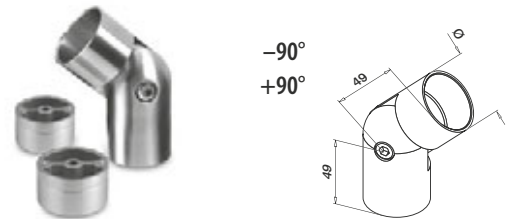
MOD 0790

304			
INDOOR	Ø		
20.0790.042.12	42,0	QS-7 455	2
20.0790.048.12	48,0	QS-7 455	2
316			
OUTDOOR	Ø		
22.0790.042.12	42,0	QS-50 455	2



MOD 0312

304			
INDOOR	Ø		
20.0312.042.12	42,0	QS-7 455	2
20.0312.048.12	48,0	QS-7 455	2
316			
OUTDOOR	Ø		
22.0312.042.12	42,0	QS-50 455	2



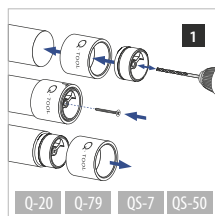
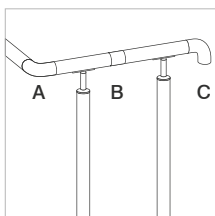
MOD 0302

304			
INDOOR	Ø		
20.0302.042.12	42,0	QS-7 455	2

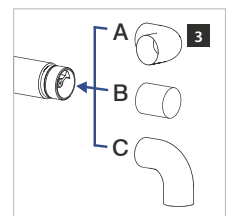
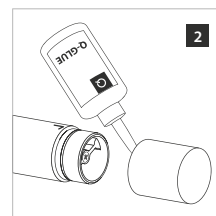


▶ Assembly video: www.q-railing.com/videos

Q-INFO



Q-21
Q-glue
19.1331.000.00





MOD 0729

304

INDOOR	Ø		
20.0729.042.12	42,0	QS-7 455	2
20.0729.048.12	48,0	QS-7 455	2

316

OUTDOOR	Ø		
22.0729.042.12	42,0	QS-50 455	2



MOD 0739

304

INDOOR	Ø		
20.0739.042.12	42,0	QS-7 455	2



MOD 0792

304

INDOOR	Ø		
20.0792.042.00	42,0	QS-7 455	2

316

OUTDOOR	Ø		
22.0792.042.00	42,0	QS-50 455	2



Montagegereedschap

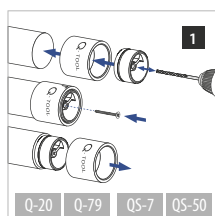
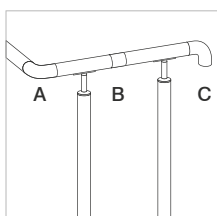
MOD 0710

Toebehoren

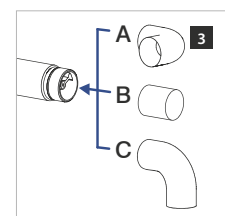
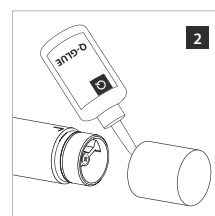
	Q	Ø	
19.0710.042.12	Q-20	Ø 42	1
19.0710.048.12	Q-79	Ø 48	1

▶ Assembly video: www.q-railing.com/videos

Q-INFO



Q-21
Q-glue
19.1331.000.00





Q-LIGHTS

VOOR EEN VERLICHTE
BALUSTERRAILING

Q-lights Linear Light voor
handrailingen

321



Verander een trap of balustrade in een design- en veiligheidselement.

Licht is als geen ander in staat om op emoties in te spelen. Het heeft een sterke invloed op het gevoel dat u in een ruimte krijgt. Q-lights Linear Light en Spotlight zijn twee bijzondere LED productlijnen. Ze bieden u een interessant palet aan lichteffecten.

- Linear Light voor een doorgaande lichtstroom; Spotlight voor spots
- Klik de LED strips of spotjes eenvoudig op hun plaats
- Geïntegreerde bedrading, geen kabels zichtbaar
- Vandalismebestendig (IK10)
- Te combineren met nagenoeg alle Q-railing systemen

Q-lights Spotlight voor
handrailingen

318

Q-LIGHTS VARIANTEN

Linear Light

- Voor handrailingen (speciale adapters om LED U-profielbuis op handrailingsteunen te monteren)
- LED strips voor warm/koud wit licht (24 V, IP20 indoor en IP66 outdoor)
- Heldere of matte kunststof afdekprofielen
- Plaats LED strips in handrailingen voor of achter de vulling

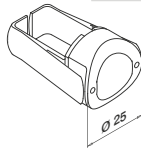
Spotlight

- Voor ronde buis (Ø 42,4 of 48,3 mm)
- Handrailingsteunen, handrailingadapters en muurflenzen met kabeldoorvoer
- 12 V (IP20 indoor en IP66 outdoor)

Voor buis 42,4 x 2,0 mm



Asymmetrische lichtbundel
Kleurtemperatuur 5000K
0,5W, 12V, 40mA, 22lm
50.000 branduren



MOD 0051

INDOOR	
41.0051.242.00	1

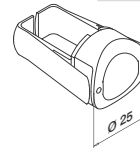


International Design
Model Protection

Voor buis 48,3 x 2,0 mm



Asymmetrische lichtbundel
Kleurtemperatuur 5000K
0,5W, 12V, 40mA, 22lm
50.000 branduren



MOD 0051

INDOOR	
41.0051.248.00	1

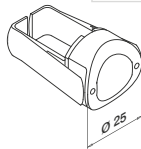


International Design
Model Protection

Voor buis 42,4 x 2,0 mm



Asymmetrische lichtbundel
Kleurtemperatuur 5000K
0,55W, 12V, 45mA, 25lm
50.000 branduren



MOD 0052

OUTDOOR	
41.0052.242.00	1

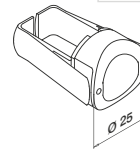


International Design
Model Protection

Voor buis 48,3 x 2,0 mm



Asymmetrische lichtbundel
Kleurtemperatuur 5000K
0,55W, 12V, 45mA, 25lm
50.000 branduren



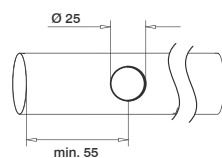
MOD 0052

OUTDOOR	
41.0052.248.00	1



International Design
Model Protection


Q-INFO



Wij raden u aan om het gat in de buis te frezen. Is dat niet mogelijk, gebruik dan een stappenboor. Schuur of polijst ieder gat na het boren en verwijder metaalresten om snoerbeschadiging te voorkomen. Start met het installeren van de LED-spots nadat u alle gaten van binnen en van buiten heeft afgebraamd.

MOD 0051 en 0052 zijn verkrijgbaar in meerdere kleuren. Vraag naar de mogelijkheden bij uw verkoopkantoor.

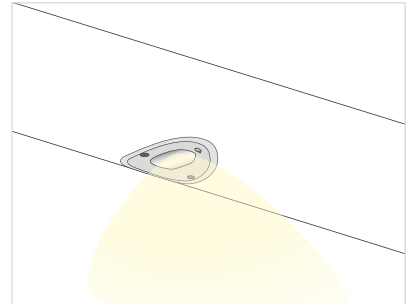
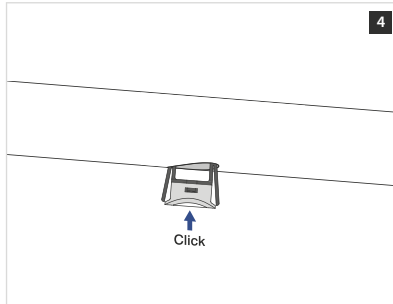
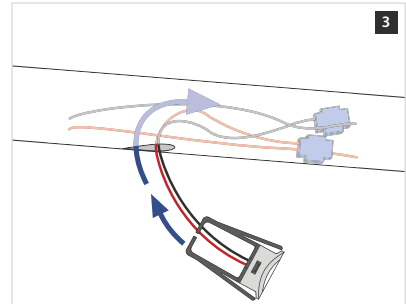
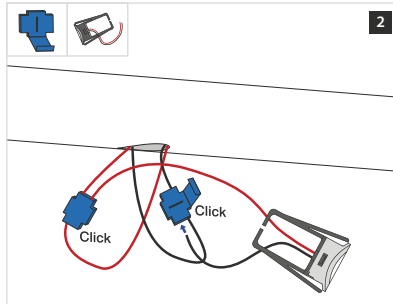
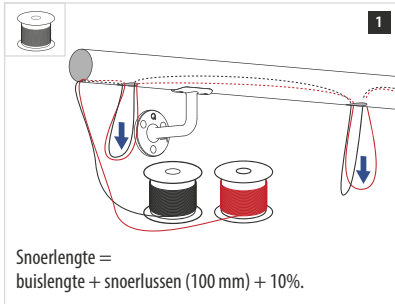
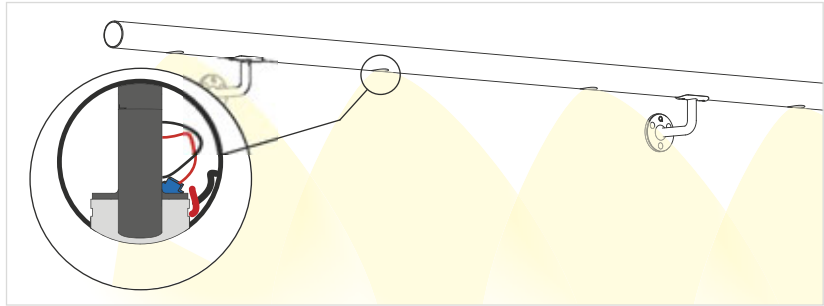
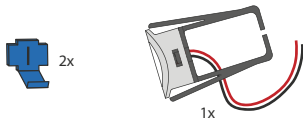
Q-INFO MOD 0051 / 0052



max. 10 meter
1 - 40 LED-spots

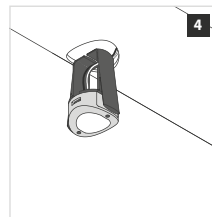
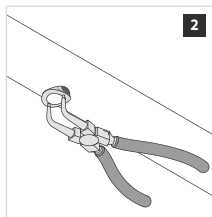
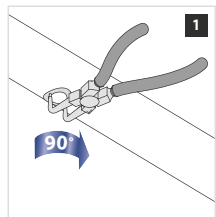
Q-INFO MOD 0051 / 0052

Set: 41.0051.24x.00
41.0052.24x.00



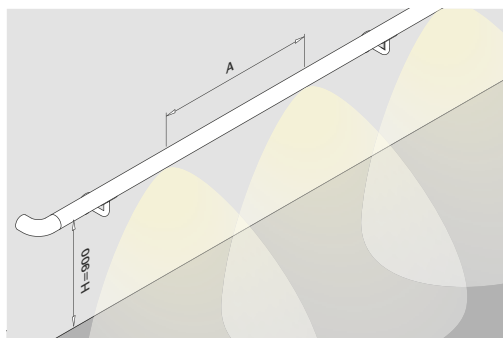
▶ Assembly video: www.q-railing.com/videos

Q-INFO MOD 0051 / 0052



Veiligheidsvoorschriften
320

Q-INFO



Voor het beste lichtresultaat adviseren wij een afstand van 600 mm tussen de LED spots.

Lichtsterkte van een 900 mm hoge handrailing op een vloer of trap

	Afstand (A) tussen LED spots (mm)							
	400		600		1000		1200	
Afstand vanaf de muur (mm)	IP20	IP66	IP20	IP66	IP20	IP66	IP20	IP66
0	16 lx	18 lx	14 lx	17 lx	8 lx	14 lx	7 lx	13 lx
600	12 lx	15 lx	12 lx	15 lx	9 lx	12 lx	6 lx	10 lx
1000	7 lx	8 lx	5 lx	7 lx	5 lx	6 lx	3 lx	5 lx
1500	2 lx	3 lx	2 lx	3 lx	2 lx	2 lx	1 lx	1 lx


Ter vergelijking

- Direct zonlicht = 100.000 lx
- Een bewolkte dag = 1.000 lx
- Verlichting in een hal = 100 lx
- Licht van een straatlantaarn = 10 lx
- Kaarslicht op circa 1 meter afstand = 1 lx

De genoemde waarden zijn indicatief.

Wij raden u aan om het systeem samen met een lichtconsultant of elektricien exact op uw project en de parameters ter plaatse af te stemmen.

Q-LIGHTS - LED spots - Aansluitbenodigheden



Transformator 12V
220...240V~, CE, zonder stekker

MOD 0013

IN/OUTDOOR	P	
19.0013.000.00	30W	1



Zwarte kabel
Zonder halogeen, 1 mm², 145°C, voor 12V en 24V, ook geschikt voor buitentoeepassingen

MOD 0011

IN/OUTDOOR	
19.0011.050.00	L = 100 m



Rode kabel
Zonder halogeen, 1 mm², 145°C, voor 12V en 24V, ook geschikt voor buitentoeepassingen

MOD 0012

IN/OUTDOOR	
19.0012.050.00	L = 100 m

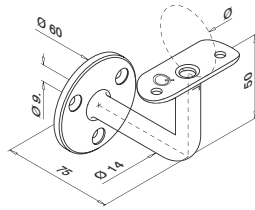
Q-INFO

VEILIGHEIDSVOORSCHRIFTEN

- Houd bij de installatie van de modules de gebruikelijke regels op het gebied van elektriciteit en veiligheid in acht. Installatie uitsluitend door een erkende installateur.
- Let bij de installatie goed op de plus- en minpolen. Bij verkeerde aansluiting kan een defect optreden.
- Alleen parallel geschakelde circuits garanderen een veilige werking.
- Let op de maximale uitgangsspanning van de elektriciteitsbron.
- De gebruikte voeding moet aan de volgende veiligheidseisen voldoen:
 - Beveiligd tegen kortsluiting
 - Beveiligd tegen overbelasting
 - Beveiligd tegen oververhitting
 - SELV (Safety Extra Low Voltage oftewel veilige, zeer lage spanning)
- Start met het installeren van de LED spots nadat u alle gaten van binnen en van buiten heeft afgebraamd.

Wand - buis

Met kabeldoorvoer



MOD 0103

304

INDOOR	Ø			
13.0103.042.12	42,4	QS-7	455 / QS-202	455 2
13.0103.048.12	48,3	QS-7	455 / QS-202	455 2

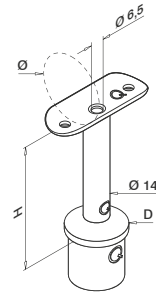
316

OUTDOOR	Ø			
14.0103.042.12	42,4	QS-50	455 / QS-203	455 2
14.0103.048.12	48,3	QS-50	455 / QS-203	455 2



Buis - buis

Met kabeldoorvoer



MOD 0710

316

OUTDOOR	D	Ø	H		
14.0710.642.12	42,4 x 2,0	42,4	79	QS-203	455 2

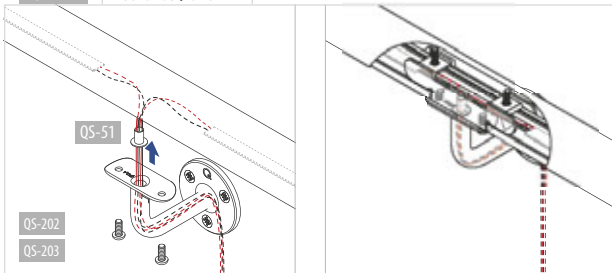
MOD 0711

316

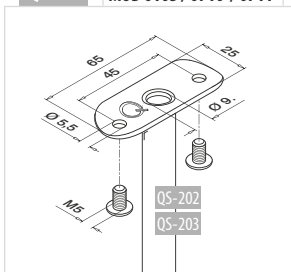
OUTDOOR	D	Ø	H		
14.0711.648.12	48,3 x 2,0	48,3	80	QS-203	455 2



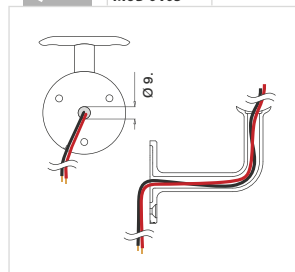
Q-INFO MOD 0103 / 0781



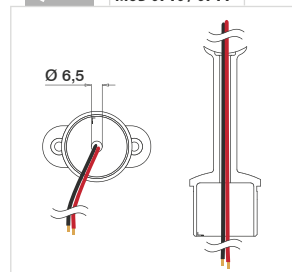
Q-INFO MOD 0103 / 0710 / 0711



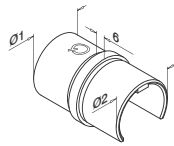
Q-INFO MOD 0103



Q-INFO MOD 0710 / 0711



Zie pagina 166 en verder voor de ronde en vierkante U-profielbuizen. De afmeting van de U dient daarbij 24 mm te zijn.



MOD 6793

316

OUTDOOR

	Ø1	Ø2	
14.6793.242.12	voor 42,4 x 2,0	voor 42,4 x 1,5	2

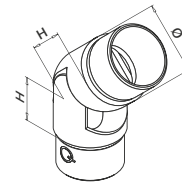
NEW



International Design
Model Protection



0 - 70°



MOD 0312

304

INDOOR

	Ø	H	
13.0312.242.12	42,4 x 2,0	27	2
13.0312.248.12	48,3 x 2,0	30	2

316

OUTDOOR

	Ø	H	
14.0312.242.12	42,4 x 2,0	27	2
14.0312.248.12	48,3 x 2,0	30	2

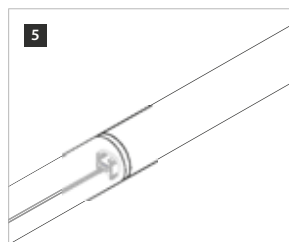
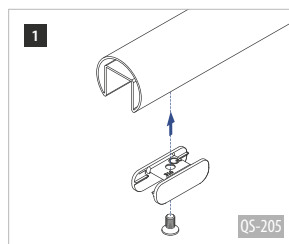
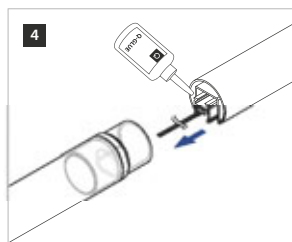
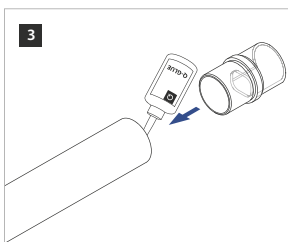
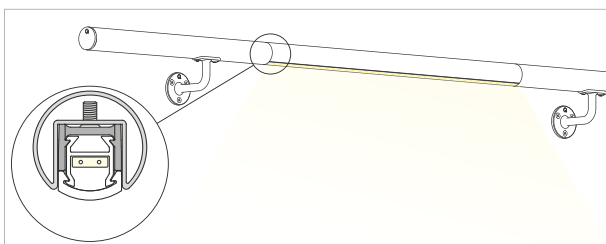


DESIGN
product

International Design
Model Protection

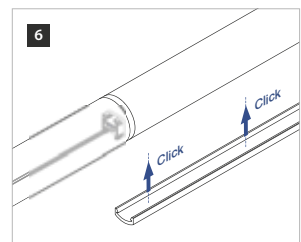
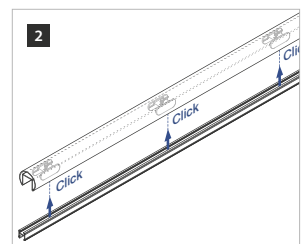
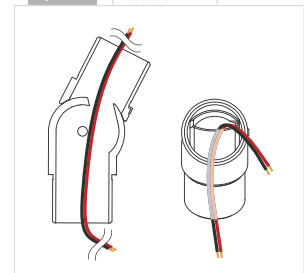
Q-INFO

MOD 6793



Q-INFO

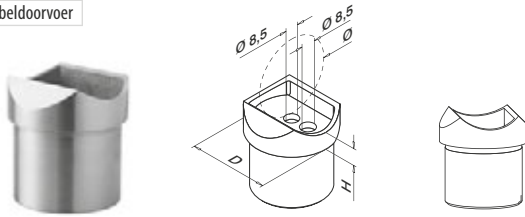
MOD 0312



Q-LIGHTS - Handrailingadapters en muurflenzen

Buis - buis

Met kabeldoorvoer



MOD 0772 - D = Ø 42,4 mm

304						
INDOOR	D	Ø	H			
13.0772.242.12	Ø 42,4 x 2,0	42,4	9	QS-26	454	2
316						
OUTDOOR	D	Ø	H			
14.0772.242.12	Ø 42,4 x 2,0	42,4	9	QS-27	454	2

MOD 0771 - D = Ø 48,3 mm

304						
INDOOR	D	Ø	H			
13.0771.248.12	Ø 48,3 x 2,0	48,3	11	QS-26	454	2
316						
OUTDOOR	D	Ø	H			
14.0771.248.12	Ø 48,3 x 2,0	48,3	11	QS-27	454	2

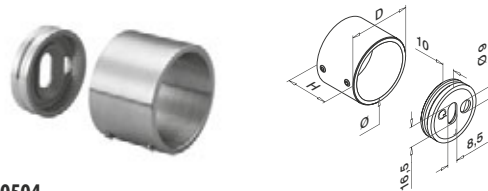


Toepasbaar bij MOD 0303 (verbinders)

MOD 0914
244

Wand - buis

Met kabeldoorvoer

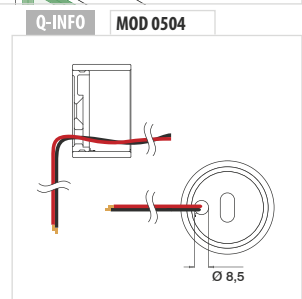
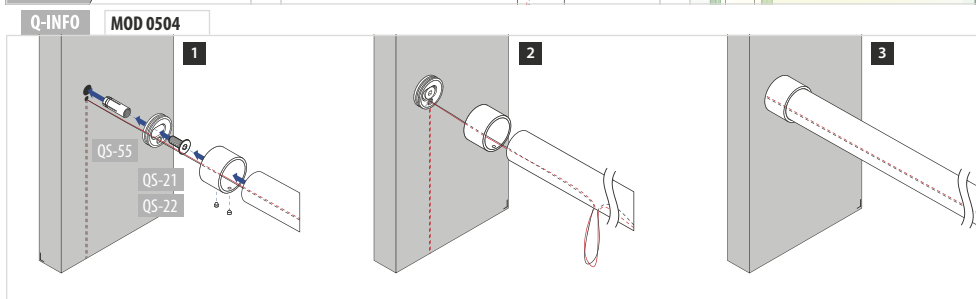
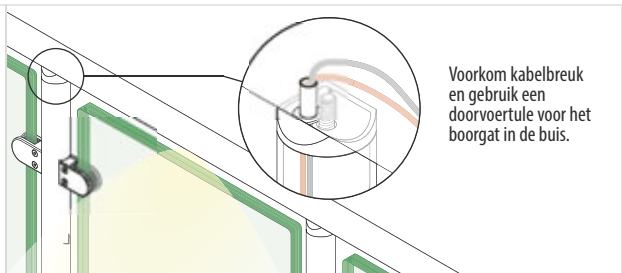
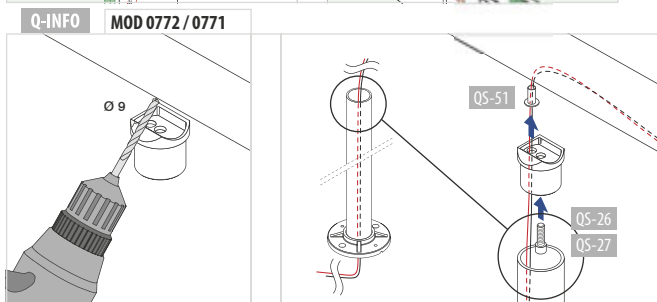
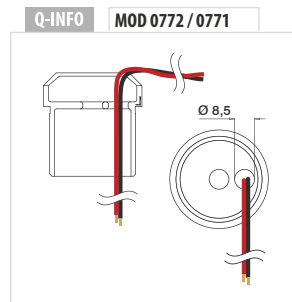
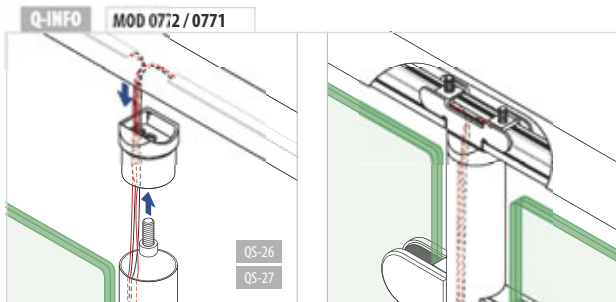


MOD 0504

304						
INDOOR	Ø	D	H			
13.0504.042.12	42,4	50	35	QS-55	458 / QS-21	456 2
13.0504.048.12	48,3	56	35	QS-55	458 / QS-21	456 2
316						
OUTDOOR	Ø	D	H			
14.0504.042.12	42,4	50	35	QS-55	458 / QS-22	456 2
14.0504.048.12	48,3	56	35	QS-55	458 / QS-22	456 2



Zie pagina 166 en verder voor de ronde en vierkante U-profielbuizen. De afmeting van de U dient daarbij 24 mm te zijn.



GLAS- VULLINGEN

Q-GLASS

Bestel glas tegelijk met de rest van uw balusterrailing

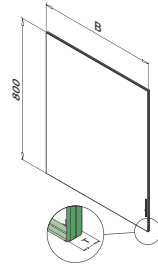
Glas op maat

- 6 mm monolithisch tot 31,52 mm gelaagd gehard
- Ook gekleurd glas of SentryGlas®
- Afgeronde hoeken en gepolijste kanten naar wens
- Voorgeboorde gaten naar wens

Glas uit voorraad

- Direct uit voorraad leverbaar
- Gelaagd gehard glas
- 8,76 mm, 12 breedtes
- Geslepen en gepolijste kanten
- Facetrans
- Afgeronde hoeken

■ CE-keurmerk ■ Hoge kwaliteit ■ Snelle levering ■ Concurrerende, heldere all-in-prijs ■ Makkelijk bestellen



MOD 08 - VSG (ESG)* H=800 mm

Glas		
OUTDOOR	B (mm)	T
50.0805.042.00	500	8,76 (4 - 0,76 - 4)
50.0806.042.00	600	8,76 (4 - 0,76 - 4)
50.0807.042.00	700	8,76 (4 - 0,76 - 4)
50.0808.042.00	800	8,76 (4 - 0,76 - 4)
50.0809.042.00	900	8,76 (4 - 0,76 - 4)
50.0809.542.00	950	8,76 (4 - 0,76 - 4)
50.0810.042.00	1000	8,76 (4 - 0,76 - 4)
50.0815.042.00	1500	8,76 (4 - 0,76 - 4)



Q-glass direct uit voorraad leverbaar.

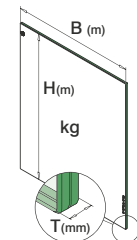
Q-INFO

Berekening

$$H (m) \times B (m) \times 2,5 \times T_g (mm) = kg$$

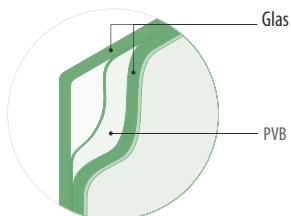
Voorbeeld

H	B	T
1,1 m	1,0 m	16 mm
1,1 x 1,0 x 2,5 x 16 = 44,00 kg		



* VSG (2x ESG): Gelaagd gehard glas

Q-INFO



Geslepen kant



Afgeronde hoeken



Facetrand



Gepolijste kant

Buis - vlak



MOD 0860

304			
INDOOR	Ø		
13.0860.000.12	30	2	
316			
OUTDOOR	Ø		
14.0860.000.12	30	2	



International Design Model Protection

Buis - buis

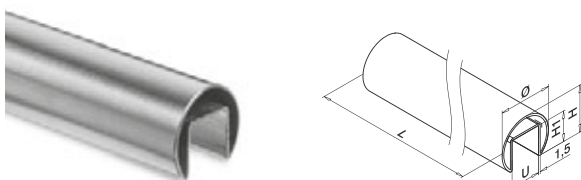


MOD 0860

304			
INDOOR	D	Ø	
13.0860.042.12	42,4	30	2
13.0860.048.12	48,3	30	2
316			
OUTDOOR	D	Ø	
14.0860.042.12	42,4	30	2
14.0860.048.12	48,3	30	2

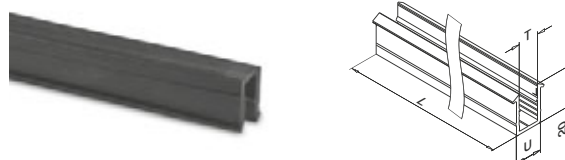


International Design Model Protection



MOD 6920 / 6925 - Ø 30 mm

304					
INDOOR	Ø	U	H	H1	
13.6925.030.12	30	14	27	18	L = 2500 mm
13.6920.030.12	30	14	27	18	L = 5000 mm
316					
OUTDOOR	Ø	U	H	H1	
14.6925.030.12	30	14	27	18	L = 2500 mm
14.6920.030.12	30	14	27	18	L = 5000 mm

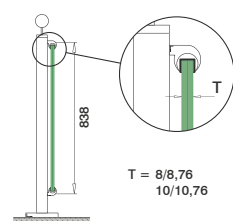


MOD 50 - Ø 30 mm

Toebehoren			
	U	T	
19.5030.008.00	14	8 - 8,76	L = 5000 mm
19.5030.010.00	14	10 - 10,76	L = 5000 mm

U vindt de berekeningsbasis voor buizen, staven en U-profielen op www.q-railing.com/test-berekeningen

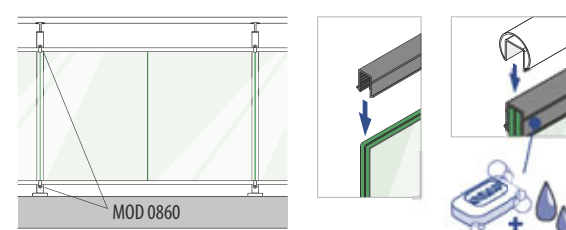
Q-INFO MOD 0860



Q-INFO



Q-INFO MOD 0860





MOD 6790

304			
INDOOR	Ø		
13.6790.030.12	30 x 1,5		2
316			
OUTDOOR	Ø		
14.6790.030.12	30 x 1,5		2



MOD 6313

304			
INDOOR	Ø	H	
13.6313.030.12	30 x 1,5	25	2
316			
OUTDOOR	Ø	H	
14.6313.030.12	30 x 1,5	25	2



MOD 6302

304			
INDOOR	Ø	H	
13.6302.030.12	30 x 1,5	25	2
316			
OUTDOOR	Ø	H	
14.6302.030.12	30 x 1,5	25	2



MOD 6312

304			
INDOOR	Ø	H	
13.6312.030.12	30 x 1,5	25	2
316			
OUTDOOR	Ø	H	
14.6312.030.12	30 x 1,5	25	2



MOD 6732

304			
INDOOR	Ø		
13.6732.030.12	30 x 1,5		2
316			
OUTDOOR	Ø		
14.6732.030.12	30 x 1,5		2



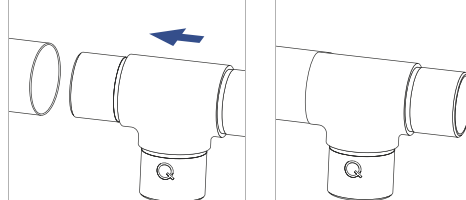
Q-INFO



Q-21
Q-glue
19.1331.000.00



Verbruik per verbinding ca. 1 ml



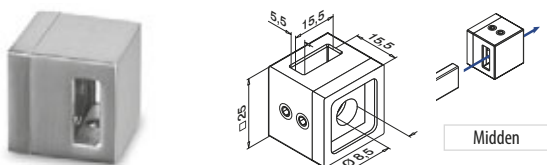
Q-INFO



Q-22
Q-ultra-clean
19.0610.000.00

STAF EN BUIS- VULLINGEN

SQUARE LINE® 40x40 - Dwarsstafhouders



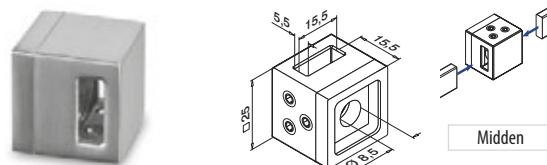
MOD 4820

Zamak	RVS look	
OUTDOOR		
10.4820.000.20	QS-20 456	4



DESIGN product

International Design Model Protection



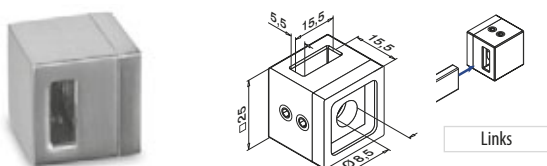
MOD 4821

Zamak	RVS look	
OUTDOOR		
10.4821.000.20	QS-20 456	4



DESIGN product

International Design Model Protection



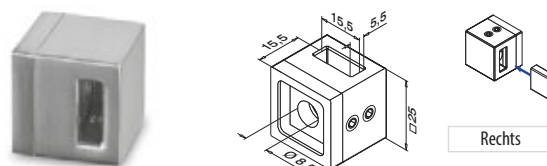
MOD 4822

Zamak	RVS look	
OUTDOOR		
10.4822.000.20	QS-20 456	4



DESIGN product

International Design Model Protection



MOD 4823

Zamak	RVS look	
OUTDOOR		
10.4823.000.20	QS-20 456	4



DESIGN product

International Design Model Protection

SQUARE LINE® 40x40 - Staven

Q-TUBE



MOD 4925 / 4900

304		
INDOOR	□	☐
13.4925.015.12	15 x 5	L = 2500 mm
13.4900.015.12	15 x 5	L = 5000 mm
316		
OUTDOOR	□	☐
14.4925.015.12	15 x 5	L = 2500 mm
14.4900.015.12	15 x 5	L = 5000 mm

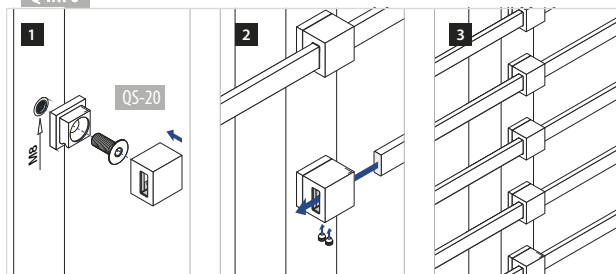


DESIGN product

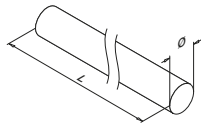
L=5000mm

10.xxxx.xxx.20 = outdoor

Q-INFO




U vindt de berekeningsbasis voor buizen, staven en U-profielen op www.q-railing.com/test-berekeningen

**MOD 8925 / 0900**


Ø 10 mm

304

INDOOR	Ø	
13.8925.010.12	10	L = 2500 mm
13.0900.010.12	10	L = 5000 mm


Ø 12 mm

304

INDOOR	Ø	
13.8925.012.12	12	L = 2500 mm
13.0900.012.12	12	L = 5000 mm


Ø 12 mm

316**OUTDOOR**

OUTDOOR	Ø	
14.8925.012.12	12	L = 2500 mm
14.0900.012.12	12	L = 5000 mm

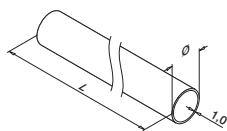
Ø 14 mm

304

INDOOR	Ø	
13.8925.014.12	14	L = 2500 mm
13.0900.014.12	14	L = 5000 mm




PREFIX We kunnen dit artikel op basis van uw specificaties op maat zagen en in de juiste lengte en het juiste verstek leveren. Neem contact met ons op voor de details.

**MOD 8925 / 0900**


Ø 12 mm

304


INDOOR	Ø	
13.8925.112.12	12	L = 2500 mm
13.0900.112.12	12	L = 5000 mm

Ø 16 mm

304

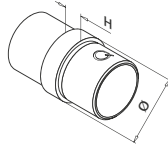
INDOOR	Ø	
13.8925.016.12	16	L = 2500 mm
13.0900.016.12	16	L = 5000 mm

316**OUTDOOR**

OUTDOOR	Ø	
14.8925.016.12	16	L = 2500 mm
14.0900.016.12	16	L = 5000 mm




PREFIX We kunnen dit artikel op basis van uw specificaties op maat zagen en in de juiste lengte en het juiste verstek leveren. Neem contact met ons op voor de details.



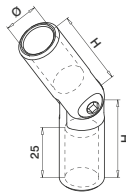
MOD 0790

304

INDOOR	Ø	H	
13.0790.112.12	12 x 1,0	5	4
13.0790.016.12	16 x 1,0	6	4


316

OUTDOOR	Ø	H	
14.0790.016.12	16 x 1,0	6	4

-90°
+90°

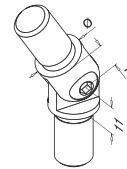
MOD 0302

304

INDOOR	Ø	H	
13.0302.010.12	10	35	6
13.0302.012.12	12	36	6
13.0302.014.12	14	37	6

316

OUTDOOR	Ø	H	
14.0302.012.12	12	36	6


-90°
+90°

MOD 0302

304

INDOOR	Ø	
13.0302.016.12	16 x 1,0	6

316

OUTDOOR	Ø	
14.0302.016.12	16 x 1,0	6



Q-INFO



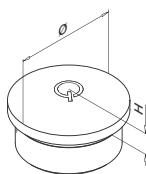
Q-22

Q-ultra-clean
19.0610.000.00

Vullingen

GESLEPEN

Q-LINE - Eindkappen en eindstukken

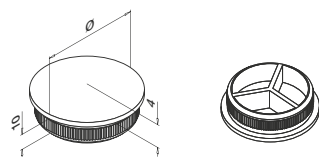


MOD 0729

304

INDOOR	Ø	H	
13.0729.016.12	16,0 x 1,0	4	2

316	Ø	H	
14.0729.016.12	16,0 x 1,0	4	2



MOD 5729 - EASY HIT®

304

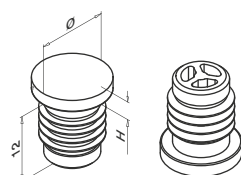
INDOOR	Ø	
13.5729.112.12	12 x 1,0	4



Vullingen

RVS LOOK

Q-LINE - Eindkappen




MOD 5729 - EASY HIT®

ABS kunststof RVS look

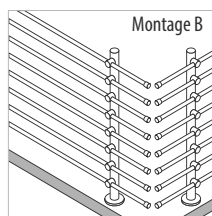
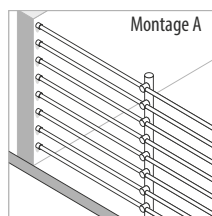
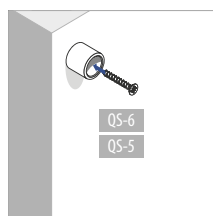
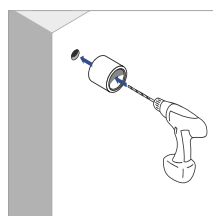
INDOOR	Ø	H	
24.5729.112.19	12 x 1,0	3	4
24.5729.114.19	14 x 1,0	3	4
24.5729.116.19	16 x 1,0	4	4



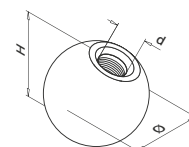
Q-INFO MOD 5729



Q-INFO MOD 0735



Met schroefdraad



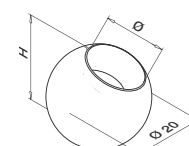
MOD 0220

304

INDOOR	Ø	H	d	
13.0220.020.12	20	ca. 18,5	M6	6
13.0220.025.12	25	ca. 23,5	M8	6
13.0220.030.12	30	ca. 28,5	M8	6
13.0220.040.12	40	ca. 38,5	M8	2
13.0220.050.12	50	ca. 48,5	M8	2

316

OUTDOOR	Ø	H	d	
14.0220.020.12	20	ca. 18,5	M6	6
14.0220.025.12	25	ca. 23,5	M8	6
14.0220.040.12	40	ca. 38,5	M8	2



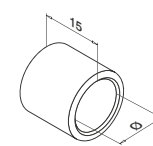
MOD 0221

304

INDOOR	Ø	H	
13.0221.010.12	10	ca. 18,5	6
13.0221.012.12	12	ca. 17,5	6
13.0221.014.12	14	ca. 16,5	6

316

OUTDOOR	Ø	H	
14.0221.012.12	12	ca. 17,5	6



MOD 0735

304

INDOOR	Ø		
13.0735.012.12	12	QS-5	455 4

316

OUTDOOR	Ø		
14.0735.012.12	12	QS-6	455 4



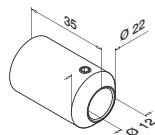
Q-INFO



Q-23

Q-cleaner
19.0601.000.00

Vlak - staf



MOD 0850

304

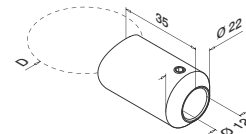
INDOOR			
13.0850.000.12	QS-23	456	4

316

OUTDOOR			
14.0850.000.12	QS-53	456	4



Buis - staf



MOD 0850

304

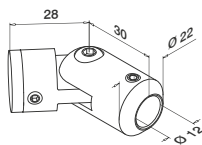
INDOOR	D		
13.0850.042.12	Ø 42,4	QS-23	456
			4

316

OUTDOOR	D		
14.0850.042.12	Ø 42,4	QS-53	456
			4



Vlak - staf



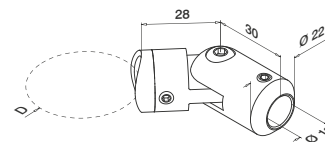
MOD 0855

304

INDOOR			
13.0855.000.12	QS-15	456	4



Buis - staf



MOD 0855

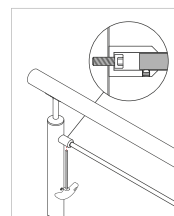
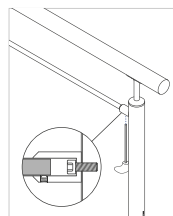
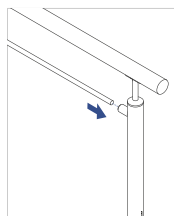
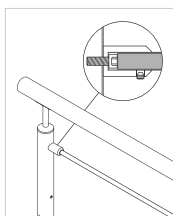
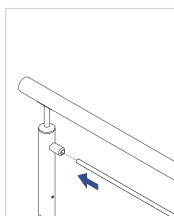
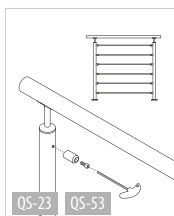
304

INDOOR	D		
13.0855.042.12	Ø 42,4	QS-15	456
			4

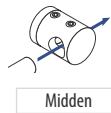
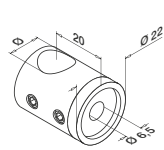


Q-INFO

MOD 0850.04x



Vlak - staf



Midden

MOD 0825 - Ø 10 mm

304			
INDOOR	Ø		
13.0825.000.12	10	QS-15 456	4

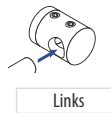
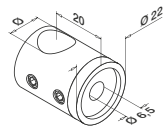
MOD 0830 - Ø 12 mm

304			
INDOOR	Ø		
13.0830.000.12	12	QS-15 456	4

316			
OUTDOOR	Ø		
14.0830.000.12	12	QS-16 456	4



Vlak - staf



Links

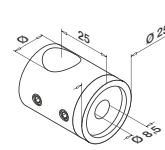
MOD 0832 - Ø 12 mm

304			
INDOOR	Ø		
13.0832.000.12	12	QS-15 456	4

316			
OUTDOOR	Ø		
14.0832.000.12	12	QS-16 456	4



Vlak - staf



Midden

MOD 0835 - Ø 14 mm

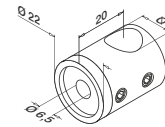
304			
INDOOR	Ø		
13.0835.000.12	14	QS-15 456	4

MOD 0840 - Ø 16 mm

304			
INDOOR	Ø		
13.0840.000.12	16	QS-19 456	4



Vlak - staf



Rechts

MOD 0833 - Ø 12 mm

304			
INDOOR	Ø		
13.0833.000.12	12	QS-15 456	4

316			
OUTDOOR	Ø		
14.0833.000.12	12	QS-16 456	4



Q-INFO



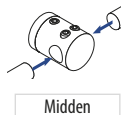
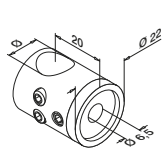
Q-23
Q-cleaner
19.0601.000.00

Q-INFO



Q-22
Q-ultra-clean
19.0610.000.00

Vlak - staf



Midden

MOD 0826 - Ø 10 mm

304

INDOOR	Ø		
13.0826.000.12	10	QS-15 456	4

MOD 0831 - Ø 12 mm

304

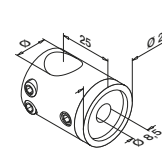
INDOOR	Ø		
13.0831.000.12	12	QS-15 456	4

316

OUTDOOR	Ø		
14.0831.000.12	12	QS-16 456	4



Vlak - staf




Midden

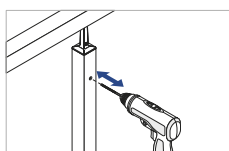
MOD 0836 - Ø 14 mm

304

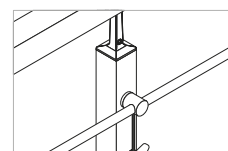
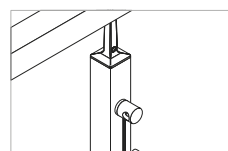
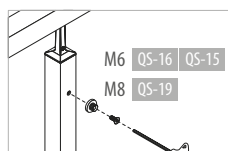
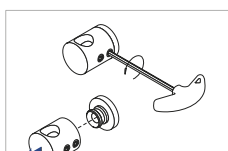
INDOOR	Ø		
13.0836.000.12	14	QS-19 456	4



Q-INFO

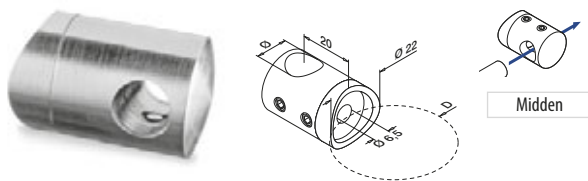


$\varnothing 10 / \varnothing 12 = M6$
 $\varnothing 14 = M8$



▶ Assembly video: www.q-railing.com/videos

Buis - staf

**MOD 0825 - Ø 10 mm****304**

INDOOR	Ø	D		
13.0825.033.12	10	Ø 33,7	QS-15	456 4
13.0825.042.12	10	Ø 42,4	QS-15	456 4

MOD 0830 - Ø 12 mm**304**

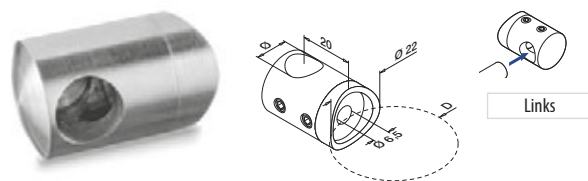
INDOOR	Ø	D		
13.0830.033.12	12	Ø 33,7	QS-15	456 4
13.0830.042.12	12	Ø 42,4	QS-15	456 4
13.0830.048.12	12	Ø 48,3	QS-15	456 4

316

OUTDOOR	Ø	D		
14.0830.042.12	12	Ø 42,4	QS-16	456 4
14.0830.048.12	12	Ø 48,3	QS-16	456 4



Buis - staf

**MOD 0832 - Ø 12 mm****304**

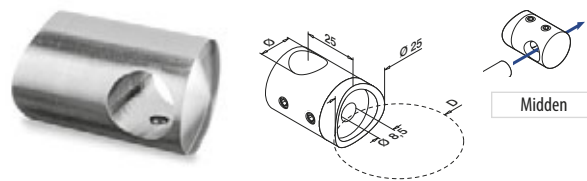
INDOOR	Ø	D		
13.0832.033.12	12	Ø 33,7	QS-15	456 4
13.0832.042.12	12	Ø 42,4	QS-15	456 4
13.0832.048.12	12	Ø 48,3	QS-15	456 4

316

OUTDOOR	Ø	D		
14.0832.042.12	12	Ø 42,4	QS-16	456 4



Buis - staf

**MOD 0835 - Ø 14 mm****304**

INDOOR	Ø	D		
13.0835.042.12	14	Ø 42,4	QS-19	456 4
13.0835.048.12	14	Ø 48,3	QS-19	456 4

MOD 0840 - Ø 16 mm**304**

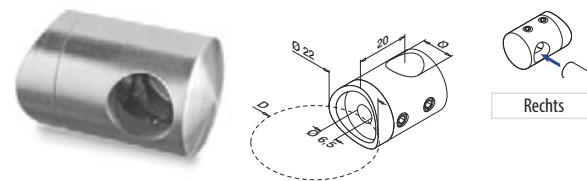
INDOOR	Ø	D		
13.0840.042.12	16	Ø 42,4	QS-19	456 4
13.0840.048.12	16	Ø 48,3	QS-19	456 4

316

OUTDOOR	Ø	D		
14.0840.042.12	16	Ø 42,4	QS-20	456 4
14.0840.048.12	16	Ø 48,3	QS-20	456 4



Buis - staf

**MOD 0833 - Ø 12 mm****304**

INDOOR	Ø	D		
13.0833.033.12	12	Ø 33,7	QS-15	456 4
13.0833.042.12	12	Ø 42,4	QS-15	456 4
13.0833.048.12	12	Ø 48,3	QS-15	456 4

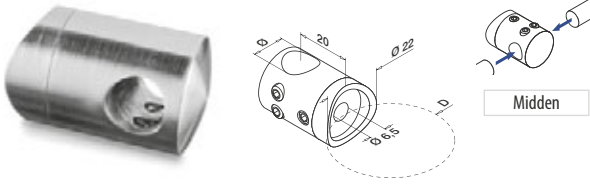
316

OUTDOOR	Ø	D		
14.0833.042.12	12	Ø 42,4	QS-16	456 4

**MOD 8925, 0900**
330**MOD 8925, 0900**
330

Heeft u speciale wensen als het gaat om voorbereekte producten? Ga dan naar www.q-railing.com/prefix

Buis - staf



MOD 0826 - Ø 10 mm

304				
INDOOR	Ø	D	Accessories	Qty
13.0826.033.12	10	Ø 33,7	QS-15 456	4
13.0826.042.12	10	Ø 42,4	QS-15 456	4

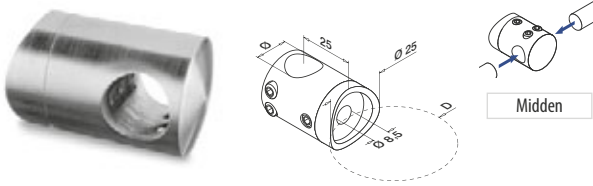
MOD 0831 - Ø 12 mm

304				
INDOOR	Ø	D	Accessories	Qty
13.0831.033.12	12	Ø 33,7	QS-15 456	4
13.0831.042.12	12	Ø 42,4	QS-15 456	4
13.0831.048.12	12	Ø 48,3	QS-15 456	4

316				
OUTDOOR	Ø	D	Accessories	Qty
14.0831.042.12	12	Ø 42,4	QS-16 456	4
14.0831.048.12	12	Ø 48,3	QS-16 456	4



Buis - staf

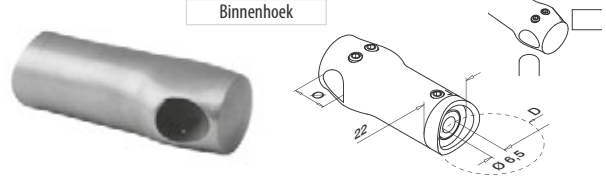


MOD 0836 - Ø 14 mm

304				
INDOOR	Ø	D	Accessories	Qty
13.0836.042.12	14	Ø 42,4	QS-19 456	4



Buis - staf



MOD 0834 - Ø 12 mm

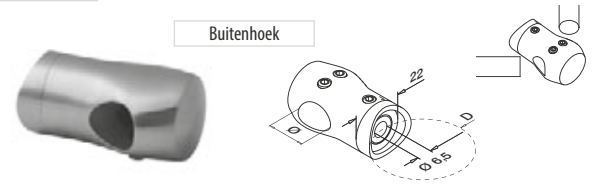
304				
INDOOR	Ø	D	Accessories	Qty
13.0834.042.12	12	Ø 42,4	QS-15 456	4
13.0834.048.12	12	Ø 48,3	QS-15 456	4

316				
OUTDOOR	Ø	D	Accessories	Qty
14.0834.042.12	12	Ø 42,4	QS-16 456	4
14.0834.048.12	12	Ø 48,3	QS-16 456	4



International Design Model Protection

Buis - staf



MOD 0839 - Ø 12 mm

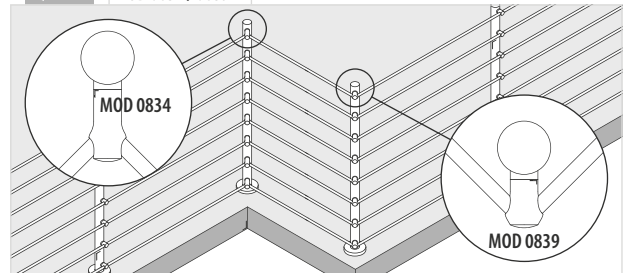
304				
INDOOR	Ø	D	Accessories	Qty
13.0839.042.12	12	Ø 42,4	QS-15 456	4
13.0839.048.12	12	Ø 48,3	QS-15 456	4

316				
OUTDOOR	Ø	D	Accessories	Qty
14.0839.042.12	12	Ø 42,4	QS-16 456	4
14.0839.048.12	12	Ø 48,3	QS-16 456	4

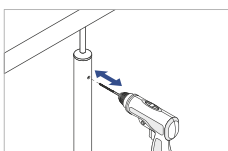


International Design Model Protection

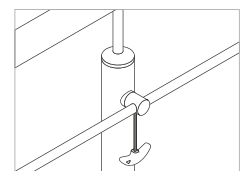
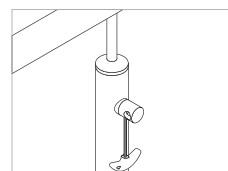
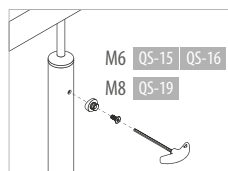
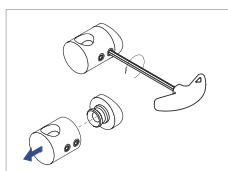
Q-INFO MOD 0834 / 0839



Q-INFO MOD 0826 / 0831 / 0836



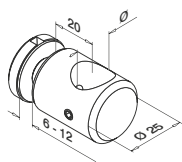
Ø10 / Ø12 = M6
Ø14 = M8



▶ Assembly video: www.q-railing.com/videos



Glas - staf



MOD 0746

304

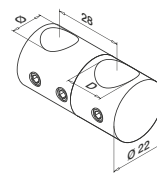
INDOOR	Ø	
13.0746.016.12	16	4

316

OUTDOOR	Ø	
14.0746.012.12	12	4



Staf - staf



MOD 0830

304

INDOOR	Ø	D	
13.0830.012.12	12	Ø 12	4
13.0830.016.12	12	Ø 16	4



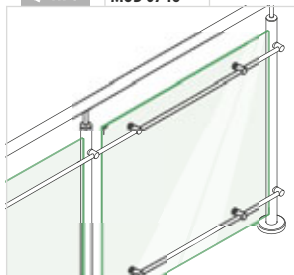
MOD 8925, 0900
Ø 330



MOD 8925, 0900
Ø 330

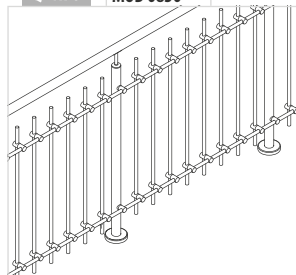
Q-INFO

MOD 0746

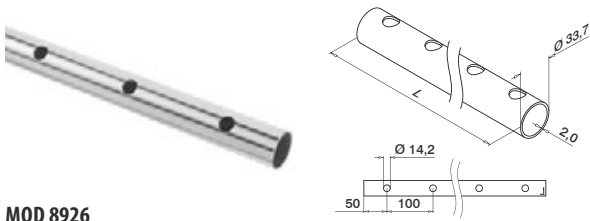


Q-INFO

MOD 0830





**MOD 8926**

Ø 33,7 mm

304**INDOOR**

13.8926.233.12 L = 2500 mm

316**OUTDOOR**

14.8926.233.12 L = 2500 mm

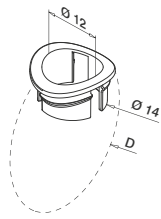
**MOD 0521****Nylon**

RVS look

OUTDOOR**D**

24.0521.033.19

33,7



50

**MOD 8925 / 0900**

Ø 12 mm

304**INDOOR**

13.8925.012.12 12 L = 2500 mm

13.0900.012.12 12 L = 5000 mm

316**OUTDOOR**

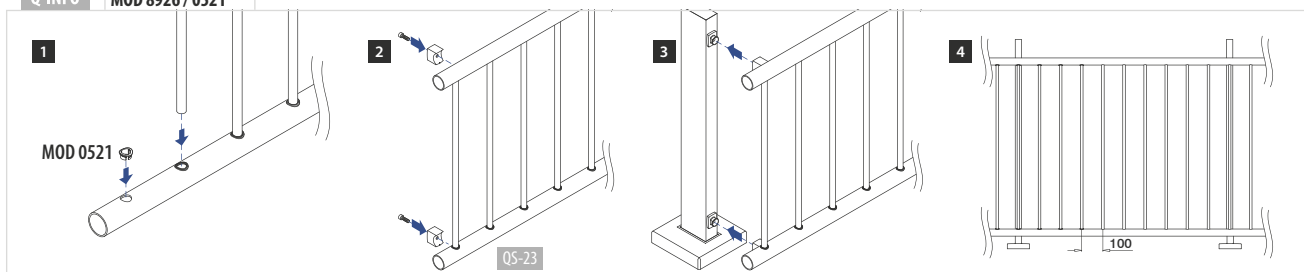
14.8925.012.12 12 L = 2500 mm

14.0900.012.12 12 L = 5000 mm



L=5000mm

U vindt de berekeningsbasis voor buizen, staven en U-profielen op www.q-railing.com/test-berekeningen

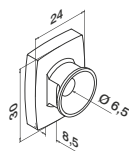
Q-INFO MOD 8926 / 0521

Vullingen

GESLEPEN

Adapters voor dwarsstafhouders MOD 0629

Voor vlakke buis



MOD 0774

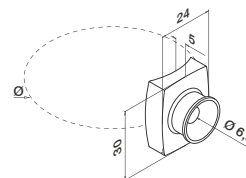
316

OUTDOOR

14.0774.000.12	QS-16	456	4
----------------	-------	-----	---



Voor ronde buis



MOD 0774

316

OUTDOOR

14.0774.042.12	Ø	42,4	QS-16	456	4
14.0774.048.12	Ø	48,3	QS-16	456	4

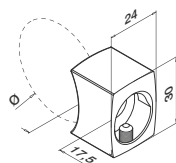


Vullingen

GESLEPEN

Q-LINE - Dwarsstafhouders

Vlak - staf



MOD 0629

316

OUTDOOR

14.0629.033.12	Ø	33,7	QS-53	456	4
14.0629.042.12	Ø	42,4	QS-53	456	4

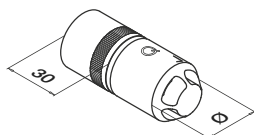


International Design
Model Protection

Handrailingen

GESLEPEN

Q-LINE - Verbinders (flexibel)



MOD 5792 - EASY HIT®

304

INDOOR

13.5792.233.00	Ø	voor 33,7 x 2,0	2
----------------	---	-----------------	---

316

OUTDOOR

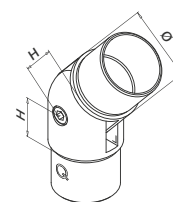
14.5792.233.00	Ø	voor 33,7 x 2,0	2
----------------	---	-----------------	---



International Design
Model Protection



-90°
+90°



MOD 0302

304

INDOOR

13.0302.233.12	Ø	33,7 x 2,0	H	22	2
----------------	---	------------	---	----	---

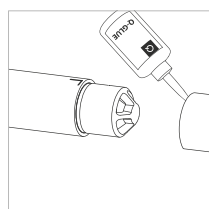
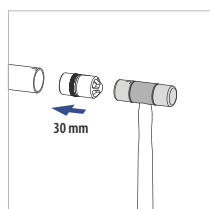
316

OUTDOOR

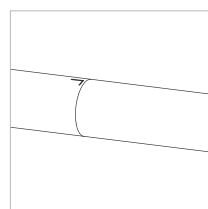
14.0302.233.12	Ø	33,7 x 2,0	H	27	2
----------------	---	------------	---	----	---



Q-INFO



Q-21
Q-glu
19.1331.000.00

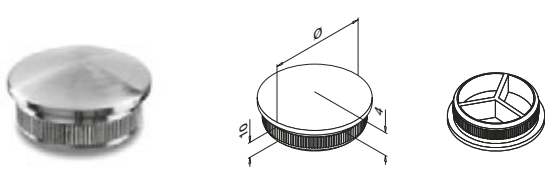


Q-INFO



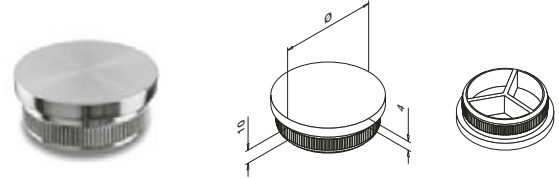
Q-22
Q-ultra-clean
19.0610.000.00

Q-LINE - Eindkappen



MOD 5729 - EASY HIT®

304		
INDOOR	Ø	
13.5729.233.12	33,7 x 2,0	2
316		
OUTDOOR	Ø	
14.5729.233.12	33,7 x 2,0	2

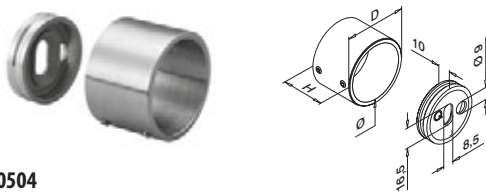


MOD 5732 - EASY HIT®

304		
INDOOR	Ø	
13.5732.233.12	33,7 x 2,0	2
316		
OUTDOOR	Ø	
14.5732.233.12	33,7 x 2,0	2



Q-LINE - Muurflenzen

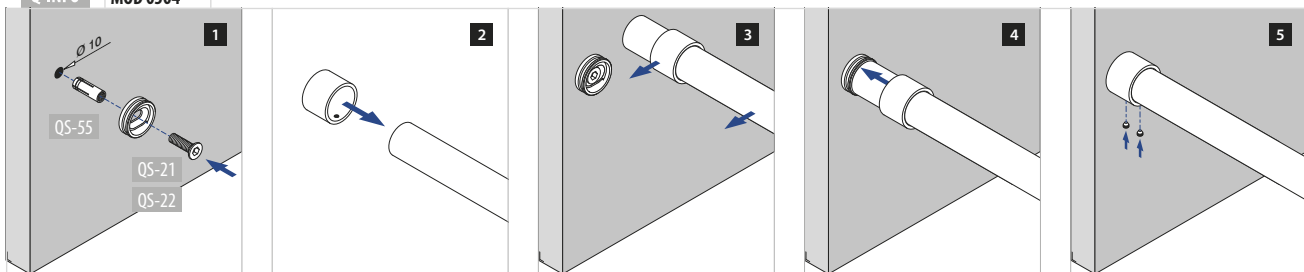


MOD 0504

304						
INDOOR	Ø	D	H			
13.0504.033.12	33,7	41	30	QS-55	458 / QS-21	456 2
316						
OUTDOOR	Ø	D	H			
14.0504.033.12	33,7	41	30	QS-55	458 / QS-22	456 2



Q-INFO MOD 0504

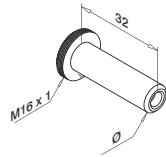




KABEL- VULLINGEN



Zelfklemmend

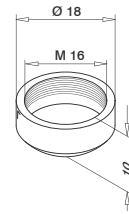


MOD 7240

316

OUTDOOR	Kabel Ø	Ø	
14.7240.003.12	3,2	9,3	2

International Design Model Protection

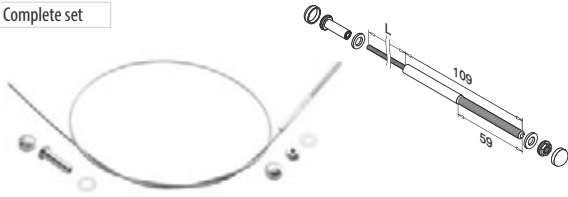


MOD 5010

316

OUTDOOR	Kabel Ø	
14.5010.000.12	3,2	8

Complete set



Ø 3,2 mm = (1 x 19)

MOD 7901

316

OUTDOOR	Kabel Ø	
14.7901.013.12	3,2	L = 1 m
14.7901.023.12	3,2	L = 2,5 m
14.7901.053.12	3,2	L = 5 m
14.7901.073.12	3,2	L = 7,5 m
14.7901.103.12	3,2	L = 10 m
14.7901.123.12	3,2	L = 12,5 m
14.7901.203.12	3,2	L = 20 m



Fast Fix ontkoppelinggereedschap

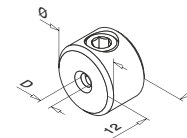
MOD 7802

316

OUTDOOR	Kabel Ø	
14.7802.003.00	3,2	1



Kabelstopper



MOD 7400

316

OUTDOOR	D	Ø	
14.7400.003.12	3,2	18	6



Kabelkniptang


MOD 7800

Toebehoren

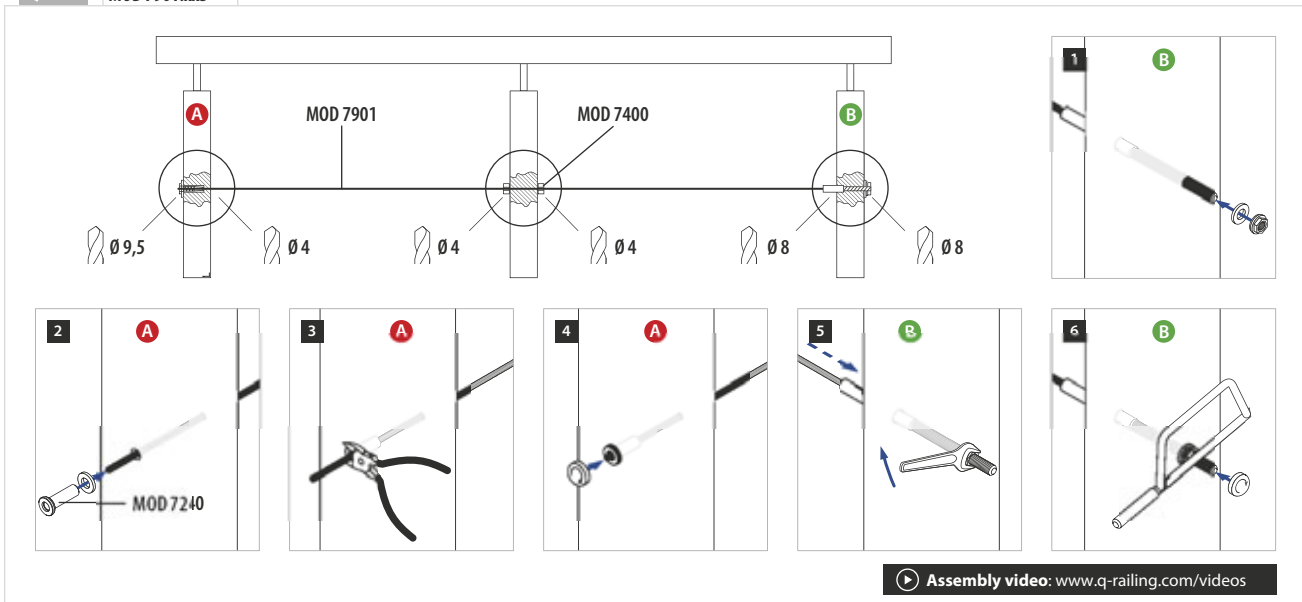
	Q	Voor kabel Ø	
14.7800.000.00	Q-39	1,5 - 4,0	1

Q-INFO

Gebruik altijd een kabelstopper om de kracht over te brengen op de baluster ernaast.



Q-INFO MOD 7901.xx3



▶ Assembly video: www.q-railing.com/videos



MOD 7240

316			
OUTDOOR	Kabel Ø	Ø	3
14.7240.004.12	4,0	11,3	2

International Design Model Protection

Complete set



Ø 4,0 mm = (1 x 19)

MOD 7901

316		
OUTDOOR	Kabel Ø	L
14.7901.014.12	4,0	L = 1 m
14.7901.024.12	4,0	L = 2,5 m
14.7901.054.12	4,0	L = 5 m
14.7901.074.12	4,0	L = 7,5 m
14.7901.104.12	4,0	L = 10 m
14.7901.124.12	4,0	L = 12,5 m
14.7901.204.12	4,0	L = 20 m



Kabelkniptang

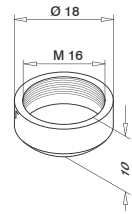
MOD 7800

Toebehoren	Q	Voor kabel Ø	3
14.7800.000.00	Q-39	1,5 - 4,0	1



MOD 5010

316		
OUTDOOR	Kabel Ø	3
14.5010.000.12	4,0	8



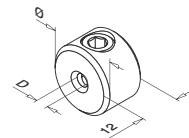
Fast Fix ontkoppelinggereedschap

MOD 7802

316		
OUTDOOR	Kabel Ø	3
14.7802.004.00	4,0	1



Kabelstopper



MOD 7400

316			
OUTDOOR	D	Ø	3
14.7400.003.12	4,0	18	6

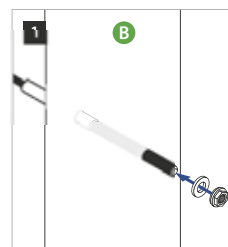
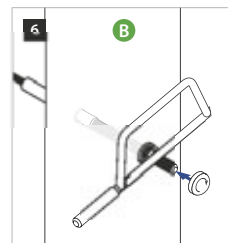
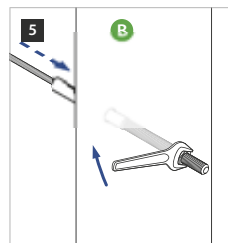
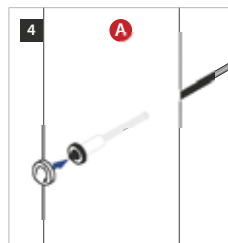

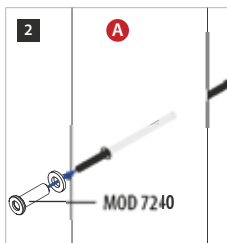
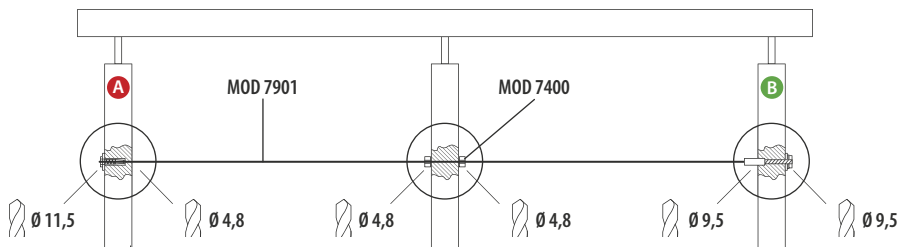


Q-INFO

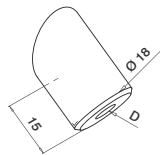
Spanvolgorde kabels

11
9
7
5
3
1
2
4
6
8
10
12

Q-INFO MOD 7901.xx4

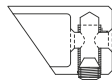


Vlak - kabel



Neergaand

+/- 35°



MOD 7401

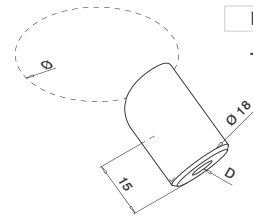
304

INDOOR	D	
13.7401.300.12	3,2 - 4,0	6

316	D	
14.7401.300.12	3,2 - 4,0	6

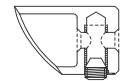


Buis - kabel



Neergaand

+/- 35°



MOD 7401

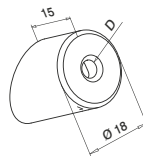
304

INDOOR	D	Ø	
13.7401.342.12	3,2 - 4,0	42,4	6
13.7401.348.12	3,2 - 4,0	48,3	6

316	D	Ø	
14.7401.342.12	3,2 - 4,0	42,4	6
14.7401.348.12	3,2 - 4,0	48,3	6

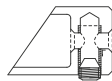


Vlak - kabel



Opgaand

+/- 35°



MOD 7402

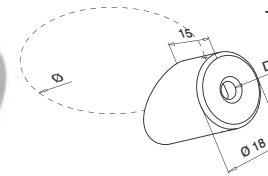
304

INDOOR	D	
13.7402.300.12	3,2 - 4,0	6

316	D	
14.7402.300.12	3,2 - 4,0	6

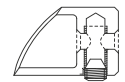


Buis - kabel



Opgaand

+/- 35°



MOD 7402

304

INDOOR	D	Ø	
13.7402.342.12	3,2 - 4,0	42,4	6
13.7402.348.12	3,2 - 4,0	48,3	6

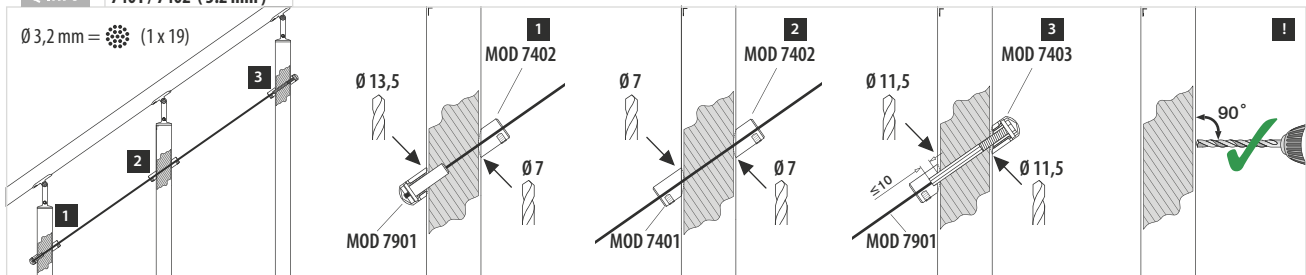
316	D	Ø	
14.7402.342.12	3,2 - 4,0	42,4	6
14.7402.348.12	3,2 - 4,0	48,3	6



Gebruik altijd een kabelhouder om de kracht over te brengen op de baluster ernaast.

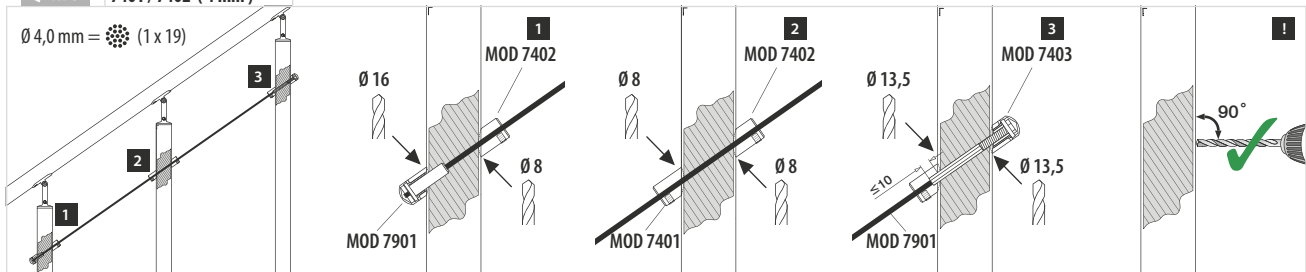
Q-INFO 7401 / 7402 (3.2 mm)

Ø 3,2 mm = (1 x 19)

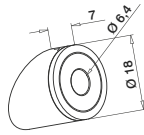


Q-INFO 7401 / 7402 (4 mm)

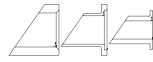
Ø 4,0 mm = (1 x 19)



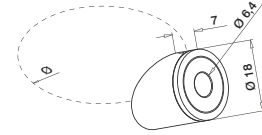
Vlak - kabel



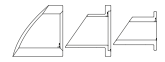
+/- 35°



Buis - kabel



+/- 35°



MOD 7403

304		
INDOOR	Voor kabel Ø	
13.7403.300.12	3,2 - 4,0	6
316		
OUTDOOR	Voor kabel Ø	
14.7403.300.12	3,2 - 4,0	6

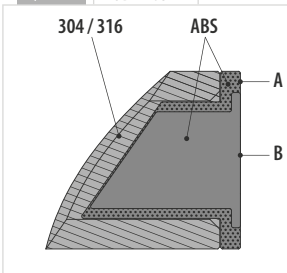
International Design Model Protection

MOD 7403

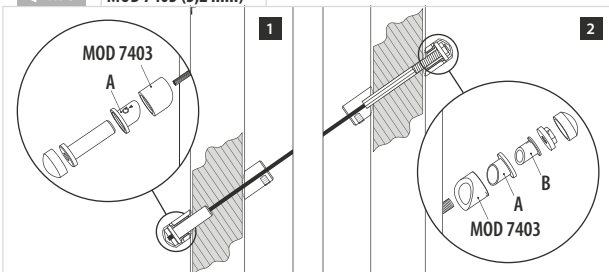
304			
INDOOR	Ø	Voor kabel Ø	
13.7403.342.12	42,4	3,2 - 4,0	6
13.7403.348.12	48,3	3,2 - 4,0	6
316			
OUTDOOR	Ø	Voor kabel Ø	
14.7403.342.12	42,4	3,2 - 4,0	6
14.7403.348.12	48,3	3,2 - 4,0	6

International Design Model Protection

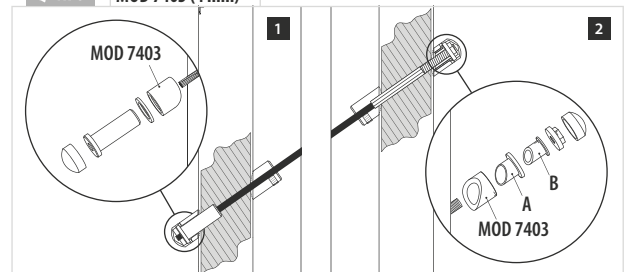
Q-INFO MOD 7403

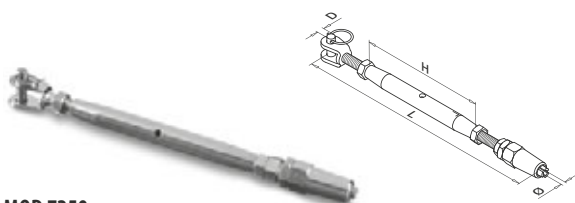


Q-INFO MOD 7403 (3,2 mm)



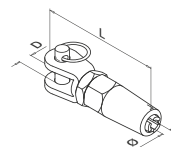
Q-INFO MOD 7403 (4 mm)





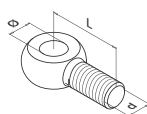
MOD 7250

304					
INDOOR	Ø	D	H	L	
13.7250.003.12	3,2	5	90	155 - 230	2
13.7250.006.12	6,0	9	125	270 - 325	2
316					
OUTDOOR	Ø	D	H	L	
14.7250.003.12	3,2	5	90	155 - 230	2
14.7250.006.12	6,0	9	125	270 - 325	2



MOD 7300

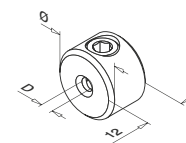
304				
INDOOR	Ø	D	L	
13.7300.003.12	3,2	5	50	2
13.7300.006.12	6,0	9	97	2
316				
OUTDOOR	Ø	D	L	
14.7300.003.12	3,2	5	50	2
14.7300.006.12	6,0	9	97	2



MOD 7350

304					
INDOOR	d	Ø	Voor kabel Ø	L	
13.7350.003.12	M6	5	3,2	19	10
13.7350.006.12	M10	9	6,0	30	10
316					
OUTDOOR	d	Ø	Voor kabel Ø	L	
14.7350.003.12	M6	5	3,2	19	10
14.7350.006.12	M10	9	6,0	30	10

Kabelstopper



MOD 7400

304			
INDOOR	D	Ø	
13.7400.003.12	3,2	18	6
13.7400.006.12	6,0	20	6
316			
OUTDOOR	D	Ø	
14.7400.003.12	3,2	18	6
14.7400.006.12	6,0	20	6



Ø 3,2 mm = (1 x 19) Ø 6,0 mm = (7 x 19)

MOD 7900

304		
INDOOR	Ø	
13.7900.003.12	3,2	L = 10 m
13.7900.053.12	3,2	L = 50 m
13.7900.103.12	3,2	L = 100 m
13.7900.006.12	6,0	L = 10 m
13.7900.056.12	6,0	L = 50 m
13.7900.106.12	6,0	L = 100 m
316		
OUTDOOR	Ø	
14.7900.003.12	3,2	L = 10 m
14.7900.053.12	3,2	L = 50 m
14.7900.103.12	3,2	L = 100 m
14.7900.006.12	6,0	L = 10 m
14.7900.056.12	6,0	L = 50 m
14.7900.106.12	6,0	L = 100 m

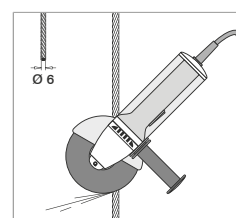
Kabelkniptang



MOD 7800

Toebehoren			
	Q	Voor kabel Ø	
14.7800.000.00	Q-39	1,5 - 4,0	1

Q-INFO MOD 7900.xx6



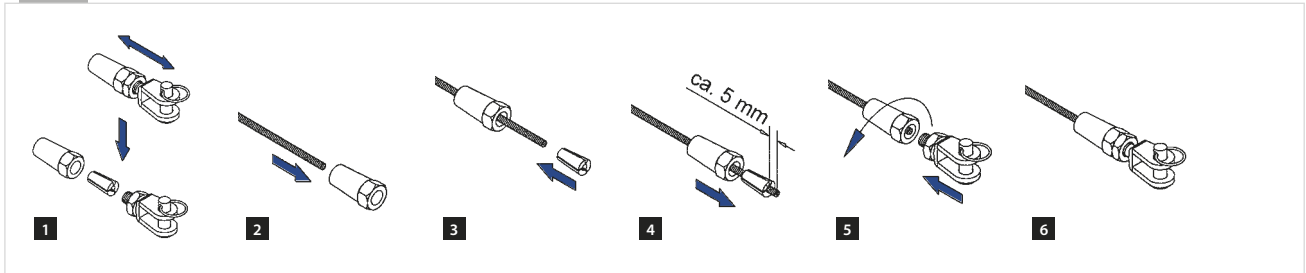
Q-INFO



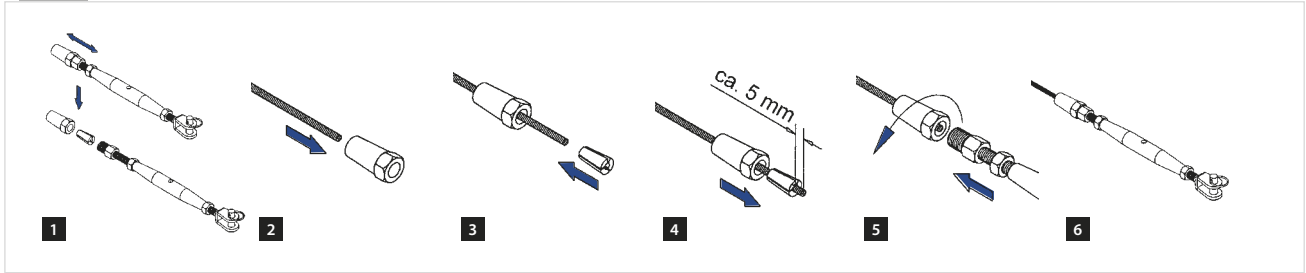
Q-22
Q-ultra-clean
19.0610.000.00

Gebruik altijd een kabelhouder om de kracht over te brengen op de baluster ernaast.

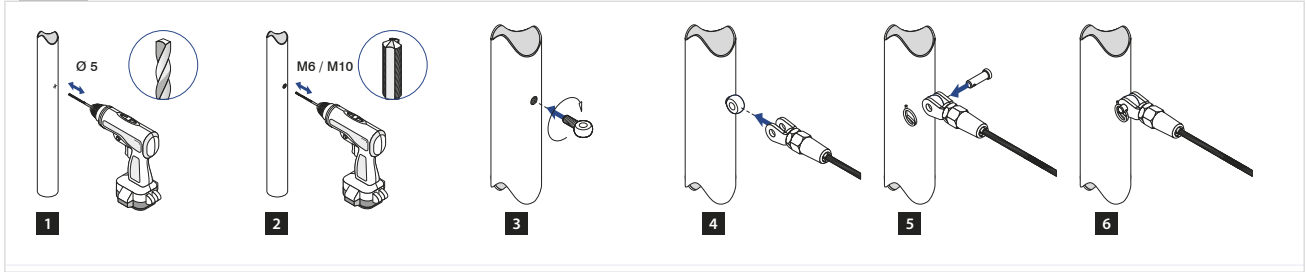
Q-INFO



Q-INFO



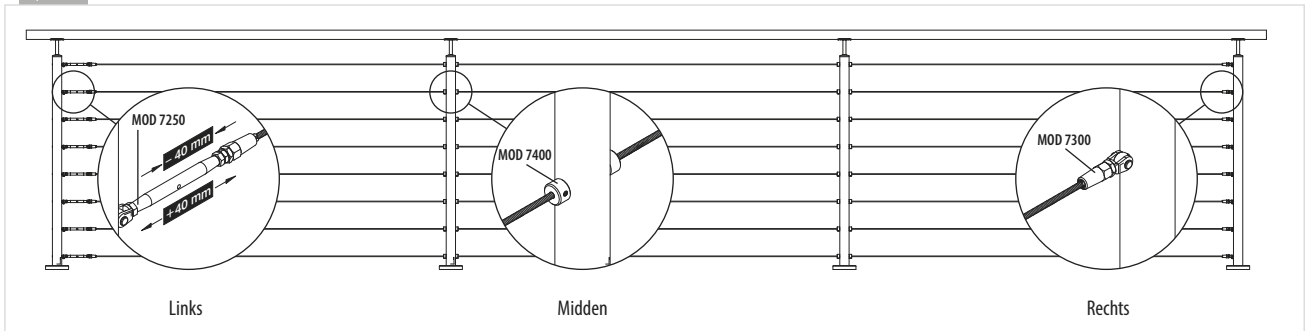
Q-INFO



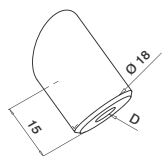
▶ Assembly video: www.q-railing.com/videos



Q-INFO

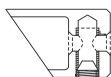


Vlak - kabel



Neergaand

+/- 35°



MOD 7401

304

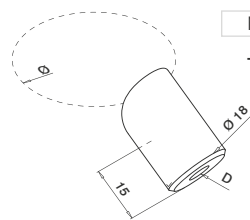
INDOOR	D	
13.7401.300.12	3,2	6

316

OUTDOOR	D	
14.7401.300.12	3,2	6

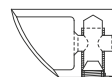


Buis - kabel



Neergaand

+/- 35°



MOD 7401

304

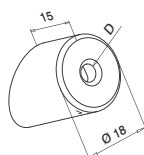
INDOOR	D	Ø	
13.7401.342.12	3,2	42,4	6
13.7401.348.12	3,2	48,3	6

316

OUTDOOR	D	Ø	
14.7401.342.12	3,2	42,4	6
14.7401.348.12	3,2	48,3	6

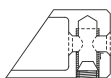


Vlak - kabel



Opgaand

+/- 35°



MOD 7402

304

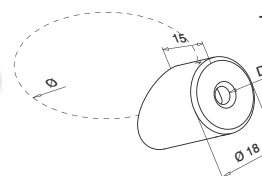
INDOOR	D	
13.7402.300.12	3,2	6

316

OUTDOOR	D	
14.7402.300.12	3,2	6



Buis - kabel



Opgaand

+/- 35°



MOD 7402

304

INDOOR	D	Ø	
13.7402.342.12	3,2	42,4	6
13.7402.348.12	3,2	48,3	6

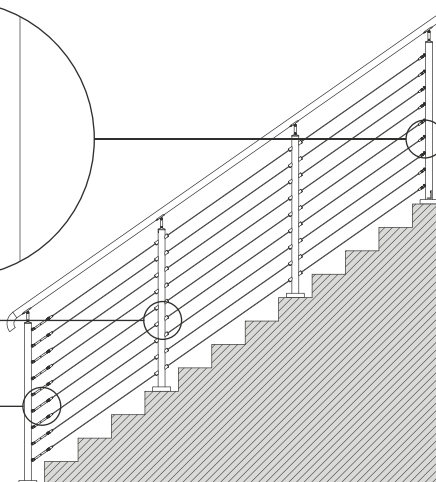
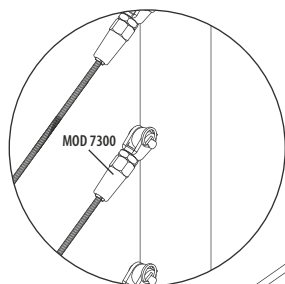
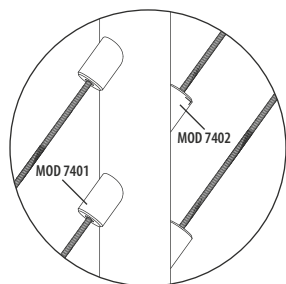
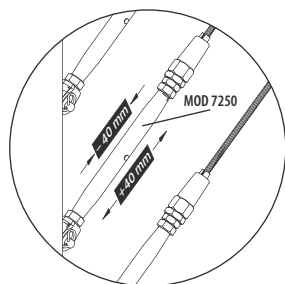
316

OUTDOOR	D	Ø	
14.7402.342.12	3,2	42,4	6
14.7402.348.12	3,2	48,3	6

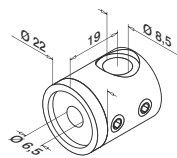


Gebruik altijd een kabelhouder om de kracht over te brengen op de baluster ernaast.

Q-INFO MOD 7401.34x / 7402.34x



Vlak - kabel



Links

MOD 7452

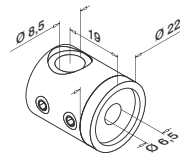
304

INDOOR

13.7452.000.12	QS-15 456	4
----------------	-----------	---



Vlak - kabel



Rechts

MOD 7453

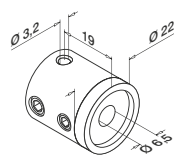
304

INDOOR

13.7453.000.12	QS-15 456	4
----------------	-----------	---



Vlak - kabel



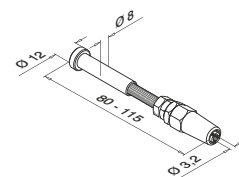
Midden

MOD 7450

304

INDOOR

13.7450.000.12	QS-15 456	4
----------------	-----------	---



MOD 7500

304

INDOOR

13.7500.003.12		4
----------------	--	---

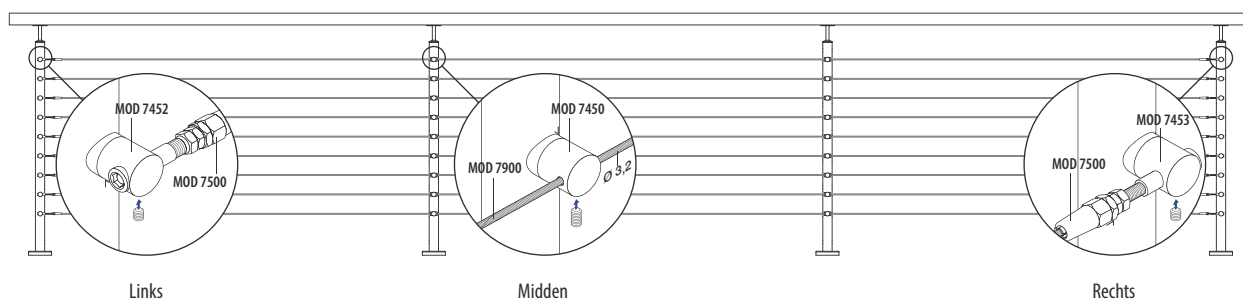
316

OUTDOOR

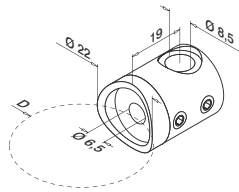
14.7500.003.12		4
----------------	--	---



Q-INFO



Buis - kabel



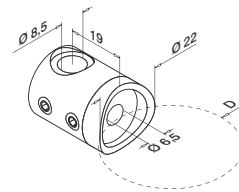
Links

MOD 7452

304				
INDOOR	D			
13.7452.042.12	Ø 42,4	QS-15	456	4
316				
OUTDOOR	D			
14.7452.042.12	Ø 42,4	QS-16	456	4



Buis - kabel



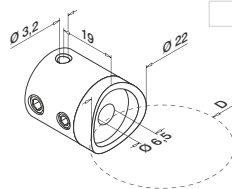
Rechts

MOD 7453

304				
INDOOR	D			
13.7453.042.12	Ø 42,4	QS-15	456	4
316				
OUTDOOR	D			
14.7453.042.12	Ø 42,4	QS-16	456	4



Buis - kabel



Midden

MOD 7450

304				
INDOOR	D			
13.7450.042.12	Ø 42,4	QS-15	456	4
316				
OUTDOOR	D			
14.7450.042.12	Ø 42,4	QS-16	456	4



Q-INFO




Q-23
Q-cleaner
19.0601.000.00

Q-INFO



Q-22
Q-ultra-clean
19.0610.000.00

NET- VULLINGEN





MOD 7356

316

OUTDOOR

14.7356.000.12



2



MOD 7356

316

OUTDOOR

14.7356.042.12

D

Ø 42,4



2



Ø 6,0 mm = (7 x 19)

MOD 7900

316

OUTDOOR

14.7900.006.12

Ø



L = 10 m

14.7900.056.12

6,0

L = 50 m

14.7900.106.12

6,0

L = 100 m



MOD 7260

316

OUTDOOR

14.7260.006.12

Ø

6

H

125

L

340-360



2

MOD 7723

316

OUTDOOR

14.7723.042.12

D

42,4



12

14.7723.048.12

48,3

12



MOD 7723

316

OUTDOOR

14.7723.000.12



12



Tie-wrap

MOD 0712

Toebehoren

19.0712.300.00

Q

Q-50

L

300 mm



100



MOD 7355

316

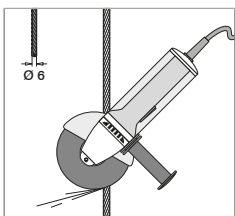
OUTDOOR

14.7355.010.12

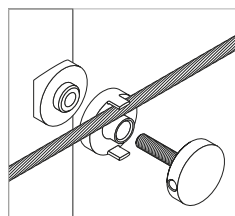


12

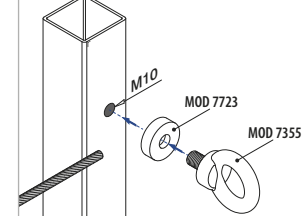
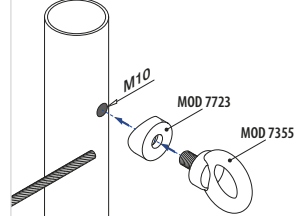
Q-INFO MOD 7900.xx6

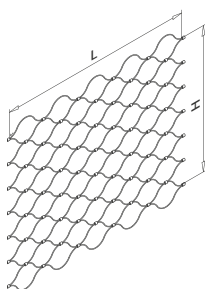



Q-INFO MOD 7356



Q-INFO MOD 7355 / 7723





MOD 7906

316			
OUTDOOR			
	H		
14.7906.051.12	600	L = 5 m	
14.7906.101.12	600	L = 10 m	
14.7906.501.12	600	L = 50 m	

MOD 7908

316			
OUTDOOR			
	H		
14.7908.051.12	800	L = 5 m	
14.7908.101.12	800	L = 10 m	
14.7908.501.12	800	L = 50 m	



Ø 1,5 mm = (7 x 7)

MOD 7900

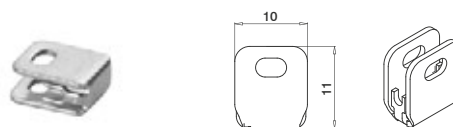
316			
OUTDOOR			
	Ø		
14.7900.001.12	1,5	L = 10 m	
14.7900.051.12	1,5	L = 50 m	
14.7900.101.12	1,5	L = 100 m	



Kabelkniptang

MOD 7800

Toebehoren			
	Q	Voor kabel Ø	
14.7800.000.00	Q-39	1,5 - 4,0	



MOD 7810

316			
OUTDOOR			
14.7810.001.12		12	



MOD 7820

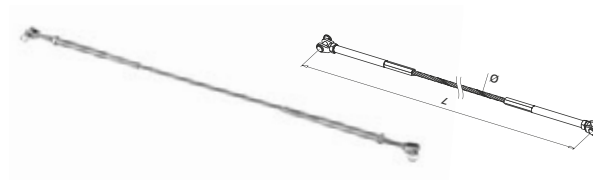
316			
OUTDOOR			
14.7820.001.12		12	

International Design Model Protection



MOD 7830

316			
OUTDOOR			
14.7830.001.12		12	



MOD 7780

316			
OUTDOOR			
	Ø	L	
14.7780.008.12	8	800 mm	

Q-INFO

MOD 7260 / 7810 / 7820

Benodigde hoeveelheid

MOD 7260		1 stuk per 10 meter
MOD 7810		20 stuks per meter (10x boven en 10x onder)
MOD 7820	H = 600 mm	10 stuks voor elke zijde (links en rechts)
	H = 800 mm	13 stuks voor elke zijde (links en rechts)

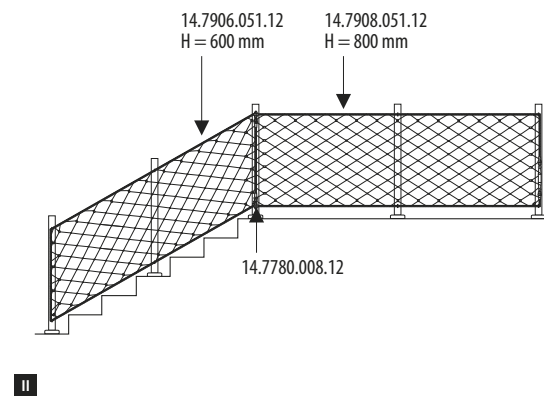
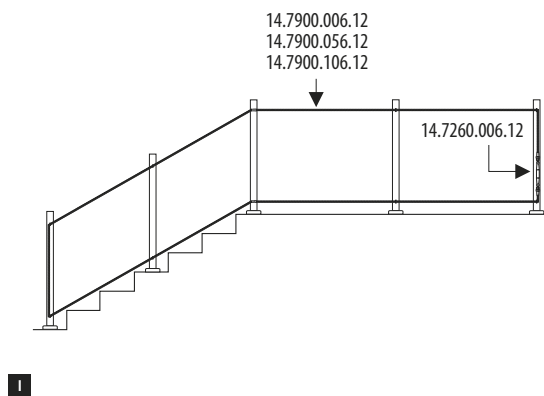
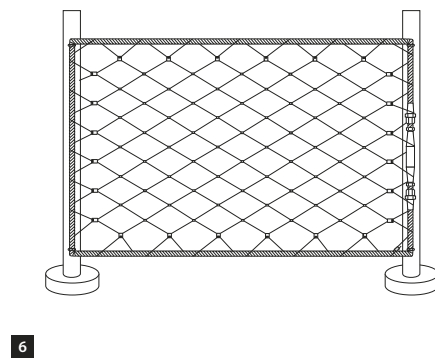
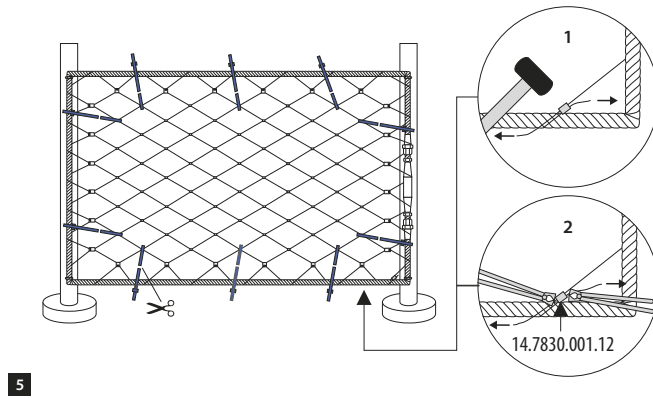
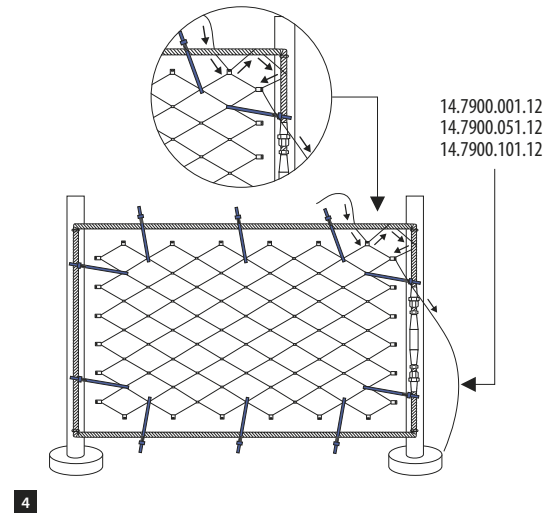
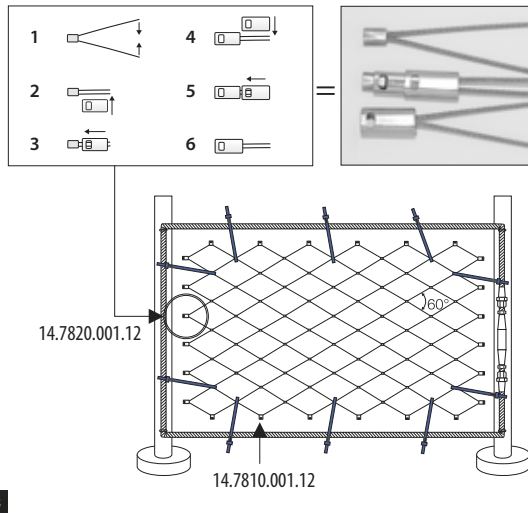
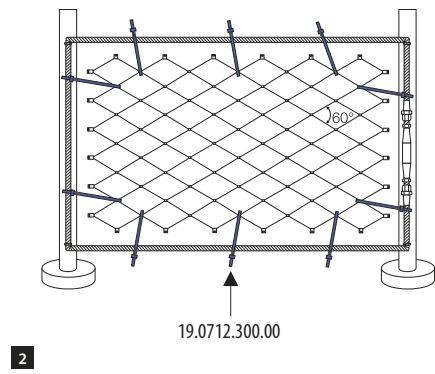
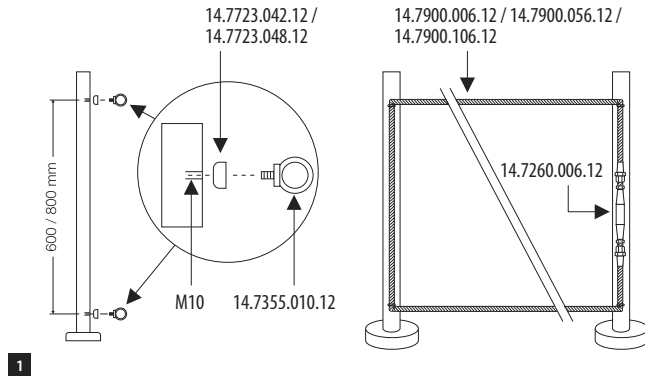
Q-INFO



Q-22

Q-ultra-clean
19.0610.000.00

Q-INFO




▶ Assembly video: www.q-railing.com/videos

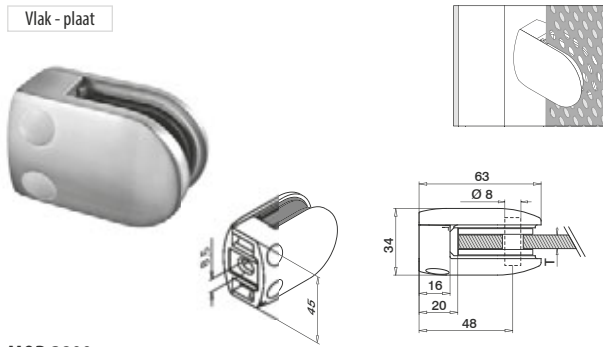


PRODUCTEN VOOR

PLAAT- VULLINGEN



Vlak - plaat



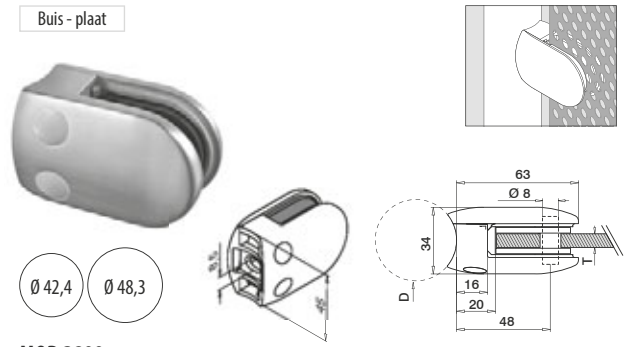
MOD 2800

304				
INDOOR	T			
13.2800.000.12	Zie T in MOD 5001	QS-26	454	4
316				
OUTDOOR	T			
14.2800.000.12	Zie T in MOD 5001	QS-27	454	4



International Design
Model Protection

Buis - plaat



MOD 2800

304				
INDOOR	D	T		
13.2800.042.12	Ø 42,4	Zie T in MOD 5001	QS-47	454
13.2800.048.12	Ø 48,3	Zie T in MOD 5001	QS-47	454
316				
OUTDOOR	D	T		
14.2800.042.12	Ø 42,4	Zie T in MOD 5001	QS-45	454
14.2800.048.12	Ø 48,3	Zie T in MOD 5001	QS-45	454



International Design
Model Protection

Toebehoren

Rubbers voor MOD 2800



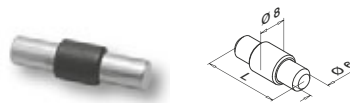
2 stuks per adapter

MOD 5001

Toebehoren		
	T	
19.5001.002.00	2	8
19.5001.003.00	3	8
19.5001.004.00	4	8

Toebehoren

Borgpennen voor plaatadapters

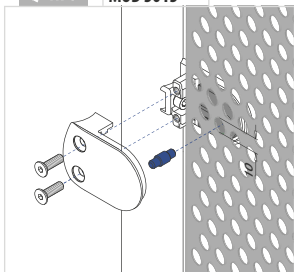


MOD 5015

Toebehoren		
	L	
19.5015.022.00	22	4

Plaatadapters bestellen? Vergeet dan niet de rubbersets te bestellen. Deze worden namelijk niet automatisch meegeleverd.

Q-INFO MOD 5015



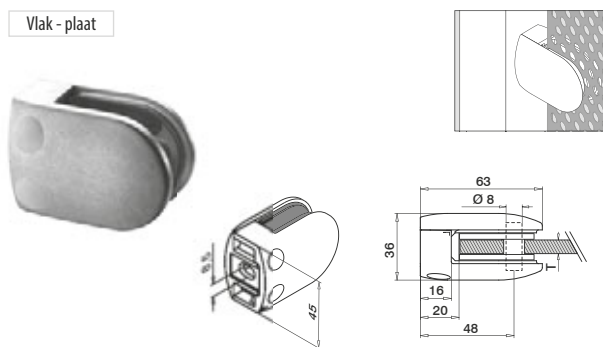
Q-INFO



Borgpennen en bevestigingsmateriaal dienen apart te worden besteld.

Q-LINE - Plaatadapters - MOD 2800

Vlak - plaat



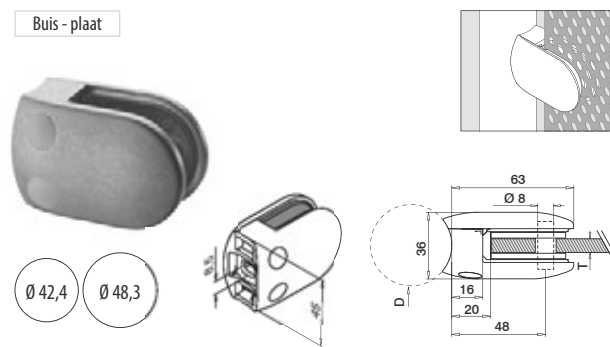
MOD 2800

Zamak				
INDOOR	T			
10.2800.000.00	Zie T in MOD 5001	QS-28	454	4
10.2800.000.19	Zie T in MOD 5001	QS-28	454	4



International Design Model Protection

Buis - plaat



MOD 2800

Zamak				
INDOOR	D	T		
10.2800.042.19	Ø 42,4	Zie T in MOD 5001	QS-46	454
10.2800.048.19	Ø 48,3	Zie T in MOD 5001	QS-46	454



International Design Model Protection

Toebehoren

Rubbers voor MOD 2800



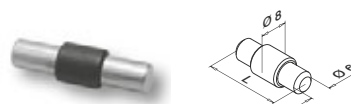
2 stuks per adapter

MOD 5001

Toebehoren		
	T	
19.5001.002.00	2	8
19.5001.003.00	3	8
19.5001.004.00	4	8

Toebehoren

Borgpennen voor plaatadapters



MOD 5015

Toebehoren		
	L	
19.5015.022.00	22	4

Plaatadapters bestellen? Vergeet dan niet de rubbersets te bestellen. Deze worden namelijk niet automatisch meegeleverd.

Borgpennen en bevestigingsmateriaal dienen apart te worden besteld.

Vlak

Q-INFO Zamak

MOD 2800 Afwerkingen

Onbewerkt

RVS look



10.2800.000.00

10.2800.000.19

Buis

Q-INFO Zamak

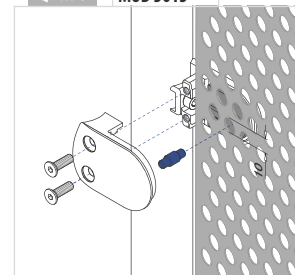
MOD 2800 Afwerkingen

RVS look

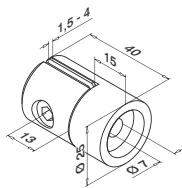


10.2800.0xx.19

Q-INFO MOD 5015



Vlak - plaat



MOD 0743

304

INDOOR

13.0743.000.12



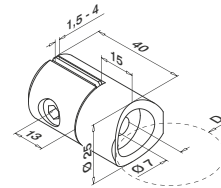
QS-17 456



4



Buis - plaat



MOD 0743

304

INDOOR

13.0743.033.12

D

Ø 33,7



QS-17 456



4

13.0743.042.12

Ø 42,4

QS-17 456

4

13.0743.048.12

Ø 48,3

QS-17 456

4



Q-INFO



Q-23

Q-cleaner

19.0601.000.00

Q-INFO



Q-22

Q-ultra-clean

19.0610.000.00



3

GLAS- VULLING- HOUDERS

Glasklemmen	374
Glashouders	398
Glasverbinders	399
Scharnieren en sloten	402
Glasadapters – Spider	404
Glasadapters – Ø 25 mm	409
Glasadapters – Ø 30 mm	407
Glasadapters – Ø 50 mm	409



GLAS- KLEMMEN

📄 374

GLAS- HOUDERS

📄 398

GLAS- VERBINDERS

📄 399

GLAS- ADAPTERS

📄 404

SCHARNIEREN EN SLOTEN

📄 402

GLASHELDER, BUITENGEWOON VEILIG

Een balustrerailing en glas zijn een goede match. En met de glasvullinghouders van Q-railing hebt u vliegensvlug een mooi resultaat. Onze producten blinken allemaal uit in design, maar wellicht nog indrukwekkender is hun hoge veiligheidsgehalte.

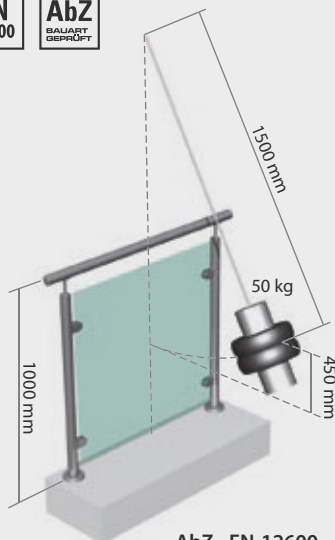
Glas lijkt misschien kwetsbaar, toch is het extreem sterk. Dit maakt het uitermate geschikt als railingvulling. Onze glasvullinghouders versterken de constructie bovendien. We testen daarop doorlopend in ons eigen testlaboratorium en via toonaangevende onderzoeksinstituten.

Zo kunt u er van op aan dat onze volgens de EN-12600 norm geteste glasklemmen met gemak bestand zijn tegen een dynamische kracht van 50 kg, zowel bij montage met monolithisch glas als gelaagd gehard glas (6-21,52 mm). Ze voldoen daarmee aan de DIN-normen en zijn BS- en AbZ-goedgekeurd.

Op de volgende pagina's vindt u testresultaten die u een richtlijn geven welke glasklemmen u met welke glaspanelen kunt combineren om een goedgekeurd eindresultaat op te kunnen leveren.

CERTIFICERING

Al onze glasklemmen voldoen aan de DIN- en EN 12600-testmethode en zijn AbZ-goedgekeurd. Op de volgende pagina's vindt u testresultaten.



VEILIGHEID

Zijmontage? Veiligheid voorop!

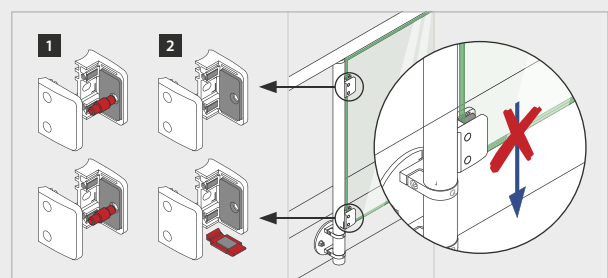
Gebruik borgpennen of borgplaten.



(MOD 5015 (B 452))



(Meegeleverd bij MOD 23, 23, 24, 26, 42)



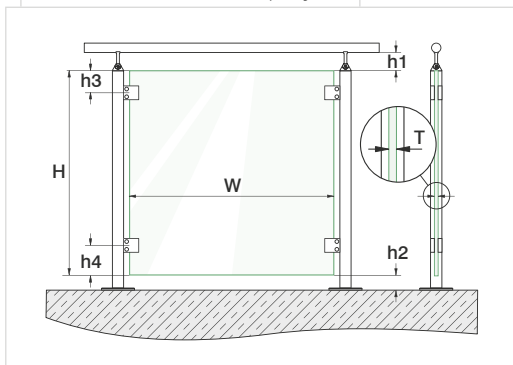
GLASVULLINGHOUDERS – GLASDIKTEN

		Monolithisch						Gelaagd												
		Glasdikte (mm)						Glasdikte (mm)												
		6	8	10	12	15	19	6,76	8,38	8,76	9,52	10,76	11,52	12,76	13,52	16,76	17,52	20,76	21,52	
Glasklemmen	MOD 20	374	■	■				■												
	MOD 21	376	■	■	■			■		■	■									
	MOD 22	378	■	■	■				■	■	■									
	MOD 23	381																	■	■
	MOD 24	382				■	■				■		■	■	■	■	■			
	MOD 26	384		■	■	■				■		■	■	■						
	MOD 27	386			■					■		■								
	MOD 28	388	■	■	■	■				■	■	■	■	■	■					
	MOD 29	390		■	■	■				■		■			■	■				
	MOD 42	392	■	■	■	■			■	■	■	■	■	■	■					
	MOD 44/46	394		■	■	■				■		■			■					
	MOD 51/52	396		■	■					■		■			■					
Glashouders	MOD 55	398		■	■	■				■		■	■	■	■					
Glasverbinders	MOD 28	399	■	■	■	■				■	■	■	■	■						
	MOD 0742	400					■	■						■	■	■	■	■		
	MOD 42	401	■	■	■	■		■	■	■	■	■	■							
Scharnieren en sloten	MOD 0281	402	■	■	■	■		■	■	■	■	■	■	■						
	MOD 0282	403	■	■	■	■		■	■	■	■	■	■	■						
Glasadapters Ø 50 mm	MOD 4752	404		■	■	■			■	■	■	■	■	■	■					
	MOD 4753	404		■	■	■			■	■	■	■	■	■	■					
	MOD 0750	405		■	■	■			■	■	■	■	■	■	■					
	MOD 0751	405		■	■	■			■	■	■	■	■	■	■					
	MOD 0752	405		■	■	■			■	■	■	■	■	■	■					
	MOD 0753	405		■	■	■			■	■	■	■	■	■	■					
	MOD 0754	407		■	■	■	■		■	■	■	■	■	■	■	■				
	MOD 0746 (Ø 30)	407	■	■	■	■	■	■	■	■	■	■	■	■	■	■	■	■		
	MOD 0746 (Ø 25)	409	■	■	■	■		■	■	■	■	■								
	MOD 0747 (Ø 50)	409		■	■	■	■		■	■	■	■	■	■	■	■	■	■		

INDOOR

Glasklemmen zonder borgpen en zonder borgplaat.

MOD: 20 / 21 / 22 / 24 / 26 / 28 / 42 Testopstelling



Afmetingen (mm)	min.	max.
W Glasbreedte	500	Zie tabel
T Glasdikte	Zie tabel	Zie tabel
H Glashoogte	800	1000
h1 Afstand handrailing - glas	10	50 zonder kantbescherming / 120 met kantbescherming
h2 Afstand vloer - glas	10	50 zonder kantbescherming / 120 met kantbescherming
h3 Afstand midden glasklem - bovenkant glas	100 : MOD 20, 21, 22, 24, 26 50 : MOD 28 120 : MOD 42	150
h4 Afstand midden glasklem - onderkant glas	100 : MOD 20, 21, 22, 24, 26 50 : MOD 28 120 : MOD 42	150

MOD 20



Glastype	Mono / ESG-H*
T (mm)	8
W _{max} (mm)	500 - 1200

MOD 21



Glastype	VSG / ESG*	
T (mm)	8,76	9,52
W _{max} (mm)	500 - 1200	500 - 1200

MOD 22



Glastype	VSG / TVG*		VSG / ESG*		Mono / ESG-H*	
T (mm)	8,76	9,52	8,76	9,52	8	10
W _{max} (mm)	500 - 1500	500 - 1500	500 - 1500	500 - 1500	500 - 1500	500 - 1500

MOD 24



Glastype	VSG / SPG*				VSG / TVG*				VSG / ESG*			Mono / ESG-H*		
T (mm)	12,76	13,52	16,76	17,52	12,76	13,52	16,76	17,52	12,76	13,52	16,76	17,52	12	16
W _{max} (mm)	500 - 1500	500 - 1500	500 - 1500	500 - 1500	500 - 1500	500 - 1500	500 - 1500	500 - 1500	500 - 1600	500 - 1600	500 - 1600	500 - 1600	500 - 1600	500 - 1600

MOD 26



Glastype	VSG / TVG*				VSG / ESG*				Mono / ESG-H*		
T (mm)	8,76	10,76	11,52	12,76	8,76	10,76	11,52	12,76	8	10	12
W _{max} (mm)	500 - 1400	500 - 1600	500 - 1600	500 - 1600	500 - 1400	500 - 1600	500 - 1600	500 - 1600	500 - 1400	500 - 1600	500 - 1600

MOD 28



Glastype	VSG / SPG*		VSG / TVG*				VSG / ESG*				Mono / ESG-H*			
T (mm)	12,76	8,76	9,52	10,76	11,52	12,76	8,76	9,52	10,76	11,52	12,76	8	10	12
W _{max} (mm)	500 - 1800	500 - 1800	500 - 1800	500 - 1800	500 - 1800	500 - 1800	500 - 1800	500 - 1800	500 - 1800	500 - 1800	500 - 2000	500 - 1800	500 - 1800	500 - 1800

MOD 42



Glastype	VSG / SPG*		VSG / TVG*				VSG / ESG*				Mono / ESG-H*			
T (mm)	12,76	8,76	9,52	10,76	11,52	12,76	8,76	9,52	10,76	11,52	12,76	8	10	12
W _{max} (mm)	500 - 1800	500 - 1800	500 - 1800	500 - 1800	500 - 1800	500 - 1800	500 - 1800	500 - 1800	500 - 1800	500 - 1800	500 - 2000	500 - 1800	500 - 1800	500 - 1800

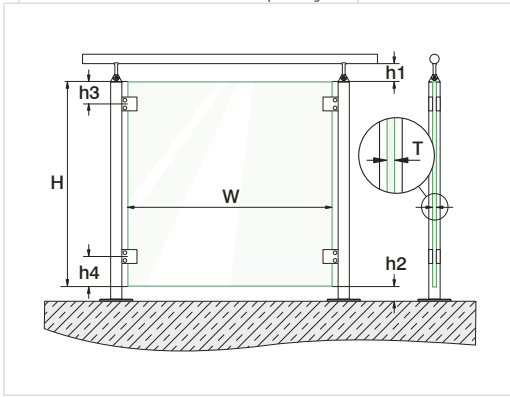
* VSG: Gelaagd gehard glas
Mono: Monolithisch glas

SPG: Vlakglas
TVG: Gedeeltelijk voorgespannen glas

ESG: Gehard glas uit één stuk
ESG-H: Gehard glas dat de verouderingstest heeft ondergaan

Glasklemmen - DIN/EN-12600 - Testresultaten (topmontage)

MOD: 22 / 24 / 26 / 28 / 42 Testopstelling



Afmetingen (mm)	min.	max.
W Glasbreedte	500	Zie tabel
T Glasdikte	Zie tabel	Zie tabel
H Glashoogte	800	1000
h1 Afstand handrailing - glas	10	50 zonder kantbescherming / 120 met kantbescherming
h2 Afstand vloer - glas	10	50 zonder kantbescherming / 120 met kantbescherming
h3 Afstand midden glasklem - bovenkant glas	100 : MOD 22, 24, 26 50 : MOD 28 120 : MOD 42	150
h4 Afstand midden glasklem - onderkant glas	100 : MOD 22, 24, 26 50 : MOD 28 120 : MOD 42	150

OUTDOOR

Maximale glasafmeting voor buitentoepassing, afhankelijk van windlasten, type glas en glasdiktes - zonder borgpen en zonder borgplaat.

MOD 22

316



Vlak of buis
Ø 42,4 mm
Ø 48,3 mm

F (Kracht)	Glastype T (mm)	VSG / TVG*		VSG / ESG*		Mono / ESG-H*	
		8,76	9,52	8,76	9,52	8	10
2,20 kN/m ²	W _{max} (mm)	-	-	-	-	800	800
1,60 kN/m ²		-	-	500	500	1000	1400
1,40 kN/m ²		-	-	500	500	1000	1400
1,04 kN/m ²		500	500	800	800	1400	1500
1,00 kN/m ²		500	500	1000	1000	1400	1500
0,64 kN/m ²		800	800	1200	1200	1500	1500

MOD 24

316



Vlak of buis
Ø 42,4 mm
Ø 48,3 mm

F (Kracht)	Glastype T (mm)	VSG / SPG*				VSG / TVG*				VSG / ESG*		Mono / ESG-H*			
		12,76	13,52	16,76	17,52	12,76	13,52	16,76	17,52	12,76	13,52	16,76	17,52	12	16
2,20 kN/m ²	W _{max} (mm)	500	500	800	800	500	500	1000	1000	500	500	1000	1000	1400	1600
1,60 kN/m ²		500	500	1000	1000	800	800	1200	1200	800	800	1200	1200	1500	1600
1,40 kN/m ²		800	800	1000	1000	800	800	1200	1200	800	800	1400	1400	1600	1600
1,04 kN/m ²		800	800	1200	1200	1000	1000	1500	1500	1200	1200	1600	1600	1600	1600
1,00 kN/m ²		1000	1000	1200	1200	1000	1000	1500	1500	1200	1200	1600	1600	1600	1600
0,64 kN/m ²		1200	1200	1500	1500	1500	1500	1500	1500	1500	1500	1600	1600	1600	1600

MOD 26

316



Vlak of buis
Ø 42,4 mm
Ø 48,3 mm

F (Kracht)	Glastype T (mm)	VSG / TVG*			VSG / ESG*				Mono / ESG-H*			
		8,76	10,76	11,52	12,76	8,76	10,76	11,52	12,76	8	10	12
2,20 kN/m ²	W _{max} (mm)	-	-	-	500	500	800	800	800	800	1000	1400
1,60 kN/m ²		-	500	500	800	800	800	800	1000	1000	1400	1400
1,40 kN/m ²		-	800	800	800	800	1000	1000	1200	1200	1400	1400
1,04 kN/m ²		500	800	800	1000	800	1000	1000	1400	1400	1400	1400
1,00 kN/m ²		500	800	800	1000	800	1200	1200	1400	1400	1400	1400
0,64 kN/m ²		800	1000	1000	1200	1200	1400	1400	1400	1400	1400	1400

* VSG: Gelaagd gehard glas
Mono: Monolithisch glas

SPG: Vlakglas
TVG: Gedeeltelijk voorgespannen glas

ESG: Gehard glas
ESG-H: Gehard glas dat de verouderingstest heeft ondergaan

Glasklemmen - DIN/EN-12600 - Testresultaten (topmontage)



MOD 28 - Glashoogte = 800 mm

316



Vlak of buis
Ø 42,4 mm
Ø 48,3 mm

F (Kracht)	Glastype	VSG / SPG*			VSG / TVG*			VSG / ESG*				Mono / ESG-H*			
	T (mm)	12,76	8,76	9,52	10,76	11,52	12,76	8,76	9,52	10,76	11,52	12,76	8	10	12
2,20 kN/m ²	W _{max} (mm)	-	-	-	700	700	1000	650	650	950	950	1100	1000	1500	1700
2,00 kN/m ²		-	-	-	750	750	1050	700	700	1000	1000	1300	1050	1600	1800
1,60 kN/m ²		-	-	-	850	850	1200	800	800	1100	1100	1300	1200	1600	1800
1,40 kN/m ²		-	600	600	950	950	1300	850	850	1200	1200	1500	1250	1600	1800
1,04 kN/m ²		-	700	700	1100	1100	1300	1000	1000	1400	1400	1500	1500	1700	1800
1,00 kN/m ²		1100	700	700	1100	1100	1300	1000	1000	1400	1400	1500	1500	1700	1800
0,70 kN/m ²		1100	900	900	1100	1100	1400	1050	1050	1500	1500	1600	1550	1700	1800

MOD 28 - Glashoogte = 1000 mm

316



Vlak of buis
Ø 42,4 mm
Ø 48,3 mm

F (Kracht)	Glastype	VSG / SPG*			VSG / TVG*			VSG / ESG*				Mono / ESG-H*			
	T (mm)	12,76	8,76	9,52	10,76	11,52	12,76	8,76	9,52	10,76	11,52	12,76	8	10	12
2,20 kN/m ²	W _{max} (mm)	-	-	-	700	700	950	650	650	950	950	1100	1000	1500	1700
2,00 kN/m ²		-	-	-	700	700	1000	700	700	1000	1000	1200	1050	1600	1800
1,60 kN/m ²		-	-	-	800	800	1100	800	800	1100	1100	1200	1200	1600	1800
1,40 kN/m ²		-	600	600	900	900	1300	850	850	1200	1200	1400	1250	1600	1800
1,04 kN/m ²		-	700	700	1050	1050	1300	1000	1000	1300	1300	1400	1500	1700	1800
1,00 kN/m ²		-	700	700	1050	1050	1300	1000	1000	1300	1300	1400	1500	1700	1800
0,70 kN/m ²		-	900	900	1050	1050	1400	1100	1100	1400	1400	1500	1550	1700	1800

MOD 42 - Glashoogte = 800 mm

316



Vlak of buis
Ø 42,4 mm
Ø 48,3 mm

F (Kracht)	Glastype	VSG / SPG*			VSG / TVG*			VSG / ESG*				Mono / ESG-H*			
	T (mm)	12,76	8,76	9,52	10,76	11,52	12,76	8,76	9,52	10,76	11,52	12,76	8	10	12
2,20 kN/m ²	W _{max} (mm)	-	-	-	700	700	1000	650	650	950	950	1100	1000	1500	1700
2,00 kN/m ²		-	-	-	750	750	1050	700	700	1000	1000	1300	1050	1600	1800
1,60 kN/m ²		-	-	-	850	850	1200	800	800	1100	1100	1300	1200	1600	1800
1,40 kN/m ²		-	600	600	950	950	1300	850	850	1200	1200	1500	1250	1600	1800
1,04 kN/m ²		-	700	700	1100	1100	1300	1000	1000	1400	1400	1500	1500	1700	1800
1,00 kN/m ²		1100	700	700	1100	1100	1300	1000	1000	1400	1400	1500	1500	1700	1800
0,70 kN/m ²		1100	900	900	1100	1100	1400	1050	1050	1500	1500	1600	1550	1700	1800

MOD 42 - Glashoogte = 1000 mm

316

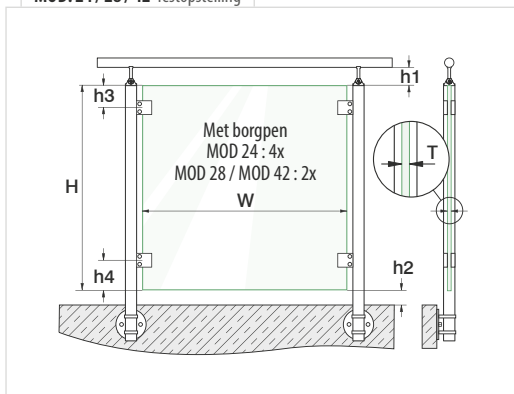


Vlak of buis
Ø 42,4 mm
Ø 48,3 mm

F (Kracht)	Glastype	VSG / SPG*			VSG / TVG*			VSG / ESG*				Mono / ESG-H*			
	T (mm)	12,76	8,76	9,52	10,76	11,52	12,76	8,76	9,52	10,76	11,52	12,76	8	10	12
2,20 kN/m ²	W _{max} (mm)	-	-	-	700	700	950	650	650	950	950	1100	1000	1500	1700
2,00 kN/m ²		-	-	-	700	700	1000	700	700	1000	1000	1200	1050	1600	1800
1,60 kN/m ²		-	-	-	800	800	1100	800	800	1100	1100	1200	1200	1600	1800
1,40 kN/m ²		-	600	600	900	900	1300	850	850	1200	1200	1400	1250	1600	1800
1,04 kN/m ²		-	700	700	1050	1050	1300	1000	1000	1300	1300	1400	1500	1700	1800
1,00 kN/m ²		-	700	700	1050	1050	1300	1000	1000	1300	1300	1400	1500	1700	1800
0,70 kN/m ²		-	900	900	1050	1050	1400	1100	1100	1400	1400	1500	1550	1700	1800

Glasklemmen - DIN/EN-12600 - Testresultaten (zijmontage)

MOD: 24 / 28 / 42 Testopstelling



Afmetingen (mm)	min. (mm)	max. (mm)
W Glasbreedte	500	Zie tabel
T Glasdikte	Zie tabel	Zie tabel
H Glashoogte	800	1000
h1 Afstand handrailing - glas	10	50 zonder kantbescherming / 120 met kantbescherming
h2 Afstand vloer - glas	10	50 zonder kantbescherming / 120 met kantbescherming
h3 Afstand midden glasklem - bovenkant glas	150 : MOD 24 50 : MOD 28 120 : MOD 42	150
h4 Afstand midden glasklem - onderkant glas	150 : MOD 24 50 : MOD 28 120 : MOD 42	150

INDOOR

Glasklemmen met borgpen, zonder borgplaat.

MOD 24

Zamak 304

Vlak of buis
Ø 48,3 mm

Glastype	VSG / ESG*				Mono / ESG-H*		
	T (mm)	12,76	13,52	16,76	17,52	12	15
W _{max} (mm)	500 - 1600	500 - 1600	500 - 1600	500 - 1600	500 - 1600	500 - 1600	500 - 1600

MOD 28

Zamak 304

Vlak of buis
Ø 48,3 mm

Glastype	VSG / TVG*					VSG / ESG*					Mono / ESG-H*			
	T (mm)	8,76	9,52	10,76	11,52	12,76	8,76	9,52	10,76	11,52	12,76	8	10	12
W _{max} (mm)	500 - 1800	500 - 1800	500 - 1800	500 - 1800	500 - 1800	500 - 1800	500 - 1800	500 - 1800	500 - 1800	500 - 1800	500 - 1800	500 - 1800	500 - 1800	500 - 1800

MOD 42

Zamak 304

Vlak of buis
Ø 42,4 mm
Ø 48,3 mm

Glastype	VSG / TVG*					VSG / ESG*					Mono / ESG-H*			
	T (mm)	8,76	9,52	10,76	11,52	12,76	8,76	9,52	10,76	11,52	12,76	8	10	12
W _{max} (mm)	500 - 1800	500 - 1800	500 - 1800	500 - 1800	500 - 1800	500 - 1800	500 - 1800	500 - 1800	500 - 1800	500 - 1800	500 - 1800	500 - 1800	500 - 1800	500 - 1800

* VSG: Gelaagd gehard glas
Mono: Monolithisch glas

SPG: Vlakglas
TVG: Gedeeltelijk voorgespannen glas

ESG: Gehard glas uit één stuk
ESG-H: Gehard glas dat de verouderingstest heeft ondergaan



OUTDOOR



Maximale glasafmeting voor buitentoepassing, afhankelijk van windlasten, type glas en glasdiktes - met borgpen, zonder borgplaat.

MOD 24

316



Vlak of buis
Ø 48,3 mm

F (Kracht)	Glastype	VSG / ESG*				Mono / ESG-H*	
		T (mm)	12,76	13,52	16,76	17,52	12
2,20 kN/m ²	W _{max} (mm)	500	500	1000	1000	1400	1600
1,60 kN/m ²		800	800	1200	1200	1500	1600
1,40 kN/m ²		800	800	1400	1400	1600	1600
1,04 kN/m ²		1200	1200	1600	1600	1600	1600
1,00 kN/m ²		1200	1200	1600	1600	1600	1600
0,64 kN/m ²		1500	1500	1600	1600	1600	1600

MOD 28 - Glashoogte = 1000 mm

316



Vlak of buis
Ø 42,4 mm
Ø 48,3 mm

F (Kracht)	Glastype	VSG / TVG*					VSG / ESG*					Mono / ESG-H*		
		T (mm)	8,76	9,52	10,76	11,52	12,76	8,76	9,52	10,76	11,52	12,76	8	10
2,20 kN/m ²	W _{max} (mm)	-	-	700	700	950	650	650	950	950	1100	1000	1500	1700
2,00 kN/m ²		-	-	700	700	1000	700	700	1000	1000	1200	1050	1600	1800
1,60 kN/m ²		-	-	800	800	1100	800	800	1100	1100	1200	1200	1600	1800
1,40 kN/m ²		600	600	900	900	1300	850	850	1200	1200	1400	1250	1600	1800
1,04 kN/m ²		700	700	1050	1050	1300	1000	1000	1300	1300	1400	1500	1700	1800
1,00 kN/m ²		700	700	1050	1050	1300	1000	1000	1300	1300	1400	1500	1700	1800
0,70 kN/m ²	900	900	1050	1050	1400	1100	1100	1400	1400	1500	1550	1700	1800	

MOD 42 - Glashoogte = 1000 mm

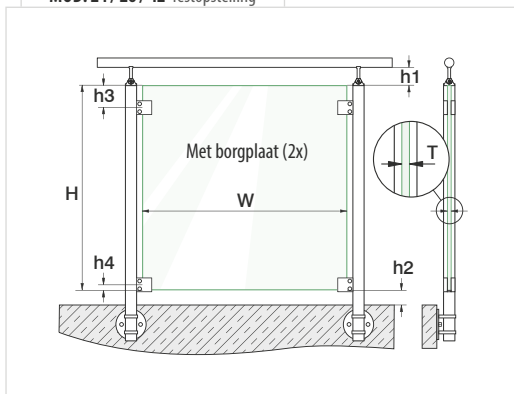
316



Vlak of buis
Ø 42,4 mm
Ø 48,3 mm

F (Kracht)	Glastype	VSG / TVG*					VSG / ESG*					Mono / ESG-H*		
		T (mm)	8,76	9,52	10,76	11,52	12,76	8,76	9,52	10,76	11,52	12,76	8	10
2,20 kN/m ²	W _{max} (mm)	-	-	700	700	950	650	650	950	950	1100	1000	1500	1700
2,00 kN/m ²		-	-	700	700	1000	700	700	1000	1000	1200	1050	1600	1800
1,60 kN/m ²		-	-	800	800	1100	800	800	1100	1100	1200	1200	1600	1800
1,40 kN/m ²		600	600	900	900	1300	850	850	1200	1200	1400	1250	1600	1800
1,04 kN/m ²		700	700	1050	1050	1300	1000	1000	1300	1300	1400	1500	1700	1800
1,00 kN/m ²		700	700	1050	1050	1300	1000	1000	1300	1300	1400	1500	1700	1800
0,70 kN/m ²	900	900	1050	1050	1400	1100	1100	1400	1400	1500	1550	1700	1800	

MOD: 24 / 26 / 42 Testopstelling



Afmetingen (mm)	min.	max.
W Glasbreedte	500	Zie tabel
T Glasdikte	Zie tabel	Zie tabel
H Glashoogte	800	1000
h1 Afstand handrailing - glas	10	50 zonder kantbescherming / 120 met kantbescherming
h2 Afstand vloer - glas	10	50 zonder kantbescherming / 120 met kantbescherming
h3 Afstand midden glasklem - bovenkant glas	100 : MOD 24/26 120 : MOD 4t2	150
h4 Afstand midden glasklem - onderkant glas	32 : MOD 24 21 : MOD 26 23 : MOD 42	32 : MOD 24 21 : MOD 26 23 : MOD 42

INDOOR



Glasklemmen zonder borgpen, met borgplaat.

MOD 24

Zamak

304



Vlak of buis
Ø 48,3 mm

Glastype	VSG / TVG*				VSG / ESG*				Mono / ESG-H*		
	T (mm)	12,76	13,52	16,76	17,52	12,76	13,52	16,76	17,52	12	15
W _{max} (mm)	500 - 1500	500 - 1500	500 - 1500	500 - 1500	500 - 1600	500 - 1600	500 - 1600	500 - 1600	500 - 1600	500 - 1600	500 - 1600

MOD 26

Zamak

304



Vlak of buis
Ø 42,4 mm
Ø 48,3 mm

Glastype	VSG / ESG*				Mono / ESG-H*			
	T (mm)	8,76	10,76	11,52	12,76	8	10	12
W _{max} (mm)	500 - 1400	500 - 1400	500 - 1400	500 - 1400	500 - 1400	500 - 1400	500 - 1400	500 - 1400

MOD 42

Zamak

304



Vlak of buis
Ø 42,4 mm
Ø 48,3 mm

Glastype	VSG / TVG*					VSG / ESG*					Mono / ESG-H*			
	T (mm)	8,76	9,52	10,76	11,52	12,76	8,76	9,52	10,76	11,52	12,76	8	10	12
W _{max} (mm)	500 - 1800	500 - 1800	500 - 1800	500 - 1800	500 - 1800	500 - 1800	500 - 1800	500 - 1800	500 - 1800	500 - 2000	500 - 1800	500 - 1800	500 - 1800	500 - 1800

* VSG: Gelaagd gehard glas
Mono: Monolithisch glas

SPG: Vlakglas
TVG: Gedeeltelijk voorgespannen glas

ESG: Gehard glas uit één stuk
ESG-H: Gehard glas dat de verouderingstest heeft ondergaan



OUTDOOR



Maximale glasafmeting voor buitentoepassing, afhankelijk van windlasten, type glas en glasdiktes - zonder borgpen en zonder borgplaat.

MOD 24

316



Vlak of buis
Ø 48,3 mm

F (Kracht)	Glastype	VSG / TVG*				VSG / ESG*				Mono / ESG-H*	
		T (mm)	12,76	13,52	16,76	17,52	12,76	13,52	16,76	17,52	12
2,20 kN/m ²	W _{max} (mm)	500	500	500	500	500	500	1000	1000	1400	1600
1,60 kN/m ²		500	500	800	800	800	800	1200	1200	1500	1600
1,40 kN/m ²		500	500	1000	1000	800	800	1400	1400	1600	1600
1,04 kN/m ²		800	800	1200	1200	1200	1200	1500	1500	1600	1600
1,00 kN/m ²		800	800	1200	1200	1200	1200	1500	1500	1600	1600
0,64 kN/m ²		1500	1500	1500	1500	1500	1500	1600	1600	1600	1600

MOD 26

316



Vlak of buis
Ø 42,4 mm
Ø 48,3 mm

F (Kracht)	Glastype	VSG / ESG*				Mono / ESG-H*		
		T (mm)	8,76	10,76	11,52	12,76	8	10
2,20 kN/m ²	W _{max} (mm)	500	800	800	800	800	1000	1400
1,60 kN/m ²		800	800	800	1000	1000	1400	1400
1,40 kN/m ²		800	1000	1000	1200	1200	1400	1400
1,04 kN/m ²		800	1000	1000	1400	1400	1400	1400
1,00 kN/m ²		800	1200	1200	1400	1400	1400	1400
0,64 kN/m ²		1200	1400	1400	1400	1400	1400	1400

MOD 42 - Glashoogte = 1000 mm

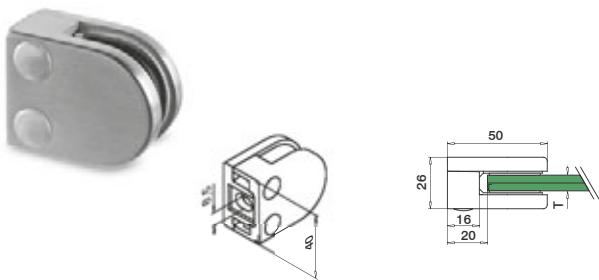
316



Vlak of buis
Ø 42,4 mm
Ø 48,3 mm

F (Kracht)	Glastype	VSG / TVG*					VSG / ESG*					Mono / ESG-H*		
		T (mm)	8,76	9,52	10,76	11,52	12,76	8,76	9,52	10,76	11,52	12,76	8	10
2,20 kN/m ²	W _{max} (mm)	-	-	700	700	1000	650	650	950	950	1100	1000	1500	1700
2,00 kN/m ²		-	-	750	750	1050	700	700	1000	1000	1300	1050	1600	1800
1,60 kN/m ²		-	-	850	850	1200	800	800	1100	1100	1300	1200	1600	1800
1,40 kN/m ²		600	600	950	950	1300	850	850	1200	1200	1500	1250	1600	1800
1,04 kN/m ²		700	700	1100	1100	1300	1000	1000	1400	1400	1500	1500	1700	1800
1,00 kN/m ²		700	700	1100	1100	1300	1000	1000	1400	1400	1500	1500	1700	1800
0,70 kN/m ²	900	900	1100	1100	1400	1050	1050	1500	1500	1600	1550	1700	1800	

Vlak



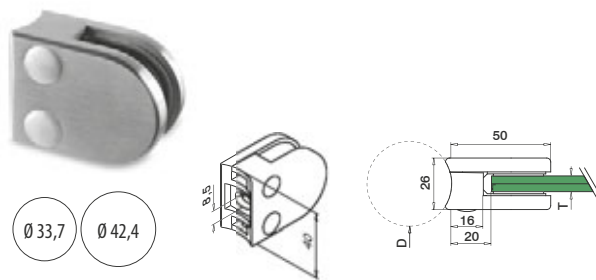
MOD 20

304			
INDOOR	T		
13.2000.000.12	Zie T in MOD 5000	QS-26 454	4
316			
OUTDOOR	T		
14.2000.000.12	Zie T in MOD 5000	QS-27 454	4



MOD 20 getest voor INDOOR

Buis



MOD 20

304			
INDOOR	D	T	
13.2000.033.12	Ø 33,7	Zie T in MOD 5000	QS-47 454 4
13.2000.042.12	Ø 42,4	Zie T in MOD 5000	QS-47 454 4
316			
OUTDOOR	D	T	
14.2000.033.12	Ø 33,7	Zie T in MOD 5000	QS-45 454 4
14.2000.042.12	Ø 42,4	Zie T in MOD 5000	QS-45 454 4



MOD 20 getest voor INDOOR

Vullingen

Rubbers voor MOD 20



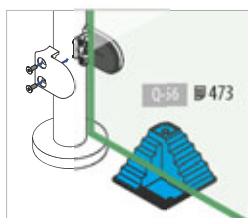
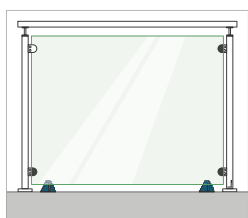
Glasklemmen bestellen? Vergeet dan niet de rubbersets te bestellen. Deze worden namelijk niet automatisch meegeleverd.

MOD 5000

Toebehoren			
	T	Stuks per glasklem	
Monolithisch			
19.5000.006.00	6	2	8
19.5000.008.00	8	2	8
Gelaagd			
19.5000.007.00	6,76 (3-0,76-3)	2	8

▶ Assembly video: www.q-railing.com/videos

Q-INFO MOD 0715



Bevestigingsmateriaal dient apart te worden besteld.

Q-INFO



Q-23
Q-cleaner
19.0601.000.00

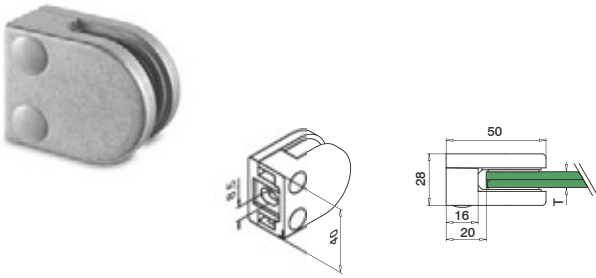
Q-INFO



Q-22
Q-ultra-clean
19.0610.000.00

Glasklemmen - MOD 20

Vlak

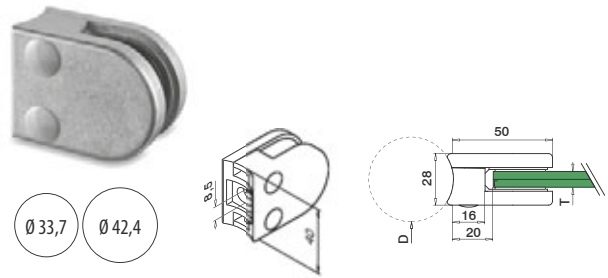


MOD 20

Zamak				
INDOOR	T			
10.2000.000.00	Zie T in MOD 5000	QS-28	454	4
10.2000.000.16	Zie T in MOD 5000	QS-28	454	4
10.2000.000.17	Zie T in MOD 5000	QS-28	454	4
10.2000.000.19	Zie T in MOD 5000	QS-28	454	4
10.2000.000.31	Zie T in MOD 5000	QS-28	454	4
10.2000.000.32	Zie T in MOD 5000	QS-28	454	4
10.2000.000.36	Zie T in MOD 5000	QS-28	454	4



Buis



MOD 20

Zamak				
INDOOR	D	T		
10.2000.033.00	Ø 33,7	Zie T in MOD 5000	QS-46	454 4
10.2000.033.17	Ø 33,7	Zie T in MOD 5000	QS-46	454 4
10.2000.033.19	Ø 33,7	Zie T in MOD 5000	QS-46	454 4
10.2000.042.00	Ø 42,4	Zie T in MOD 5000	QS-46	454 4
10.2000.042.17	Ø 42,4	Zie T in MOD 5000	QS-46	454 4
10.2000.042.19	Ø 42,4	Zie T in MOD 5000	QS-46	454 4



Vullingen

Rubbers voor MOD 20



Glasklemmen bestellen? Vergeet dan niet de rubbersets te bestellen. Deze worden namelijk niet automatisch meegeleverd.

MOD 5000

Toebehoren			
Monolithisch	T	Stuks per glasklem	
19.5000.006.00	6	2	8
19.5000.008.00	8	2	8
Gelaagd			
19.5000.007.00	6,76 (3-0,76-3)	2	8

Bevestigingsmateriaal dient apart te worden besteld.

Vlak

Q-INFO Zamak MOD 20 Afwerkingen

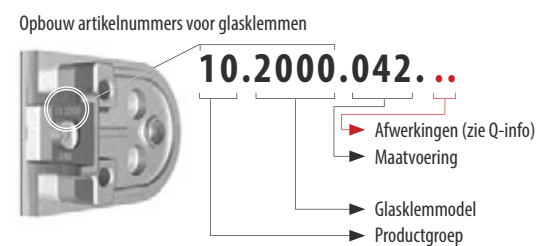
Onbewerkt	Mat verchromd	Verchromd	RVS look
10.2000.000.00	10.2000.000.16	10.2000.000.17	10.2000.000.19
Zwart RAL 9005	Wit RAL 9016	Aluminium wit RAL 9006	
10.2000.000.31	10.2000.000.32	10.2000.000.36	

Buis

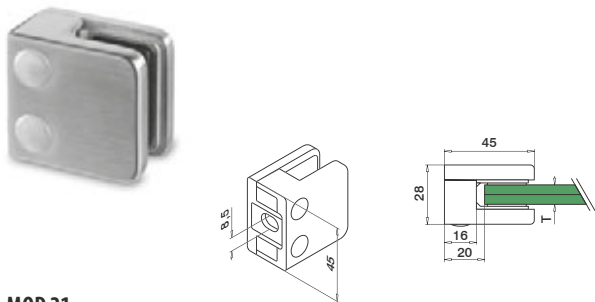
Q-INFO Zamak MOD 20 Afwerkingen

Onbewerkt	Verchromd	RVS look
10.2000.0xx.00	10.2000.0xx.17	10.2000.0xx.19

Q-INFO



Flak



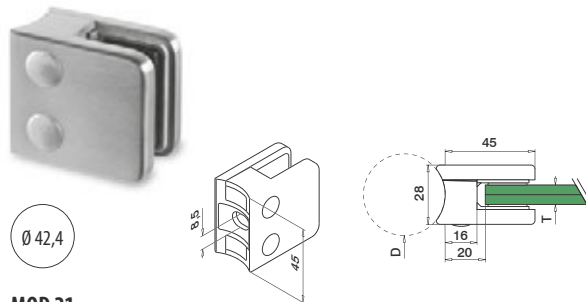
MOD 21

304			
INDOOR	T		
13.2100.000.12	Zie T in MOD 5002	QS-26 454	4
316			
OUTDOOR	T		
14.2100.000.12	Zie T in MOD 5002	QS-27 454	4



MOD 21 getest voor INDOOR

Buis



MOD 21

304			
INDOOR	D	T	
13.2100.042.12	Ø 42,4	Zie T in MOD 5002	QS-47 454 4
316			
OUTDOOR	D	T	
14.2100.042.12	Ø 42,4	Zie T in MOD 5002	QS-45 454 4



MOD 21 getest voor INDOOR

Vullingen

Rubbers voor MOD 21



Glasklemmen bestellen? Vergeet dan niet de rubbersets te bestellen. Deze worden namelijk niet automatisch meegeleverd.

MOD 5002

Toebehoren			
	T	Stuks per glasklem	
Monolithisch			
19.5002.006.00	6	2	8
19.5002.008.00	8	2	8
19.5002.010.00	10	2	8
Gelaagd			
19.5002.007.00	6,76 (3-0,76-3)	2	8
19.5002.009.00	8,76 (4-0,76-4)	2	8
19.5002.044.00	9,52 (4-1,52-4)	2	8

Q-INFO



Q-23
Q-cleaner
19.0601.000.00

Q-INFO

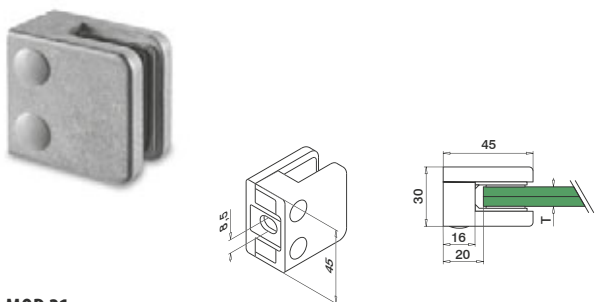


Q-22
Q-ultra-clean
19.0610.000.00

Bevestigingsmateriaal dient apart te worden besteld.

Glasklemmen - MOD 21

Vlak

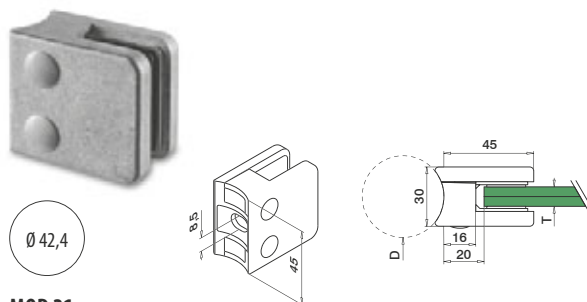


MOD 21

Zamak			
INDOOR	T	Stuks per glasklem	Stuks per doos
10.2100.000.00	Zie T in MOD 5002	QS-28 454	4
10.2100.000.16	Zie T in MOD 5002	QS-28 454	4
10.2100.000.17	Zie T in MOD 5002	QS-28 454	4
10.2100.000.19	Zie T in MOD 5002	QS-28 454	4
10.2100.000.31	Zie T in MOD 5002	QS-28 454	4
10.2100.000.32	Zie T in MOD 5002	QS-28 454	4
10.2100.000.36	Zie T in MOD 5002	QS-28 454	4



Buis



MOD 21

Zamak			
INDOOR	D	T	Stuks per doos
10.2100.042.00	Ø 42,4	Zie T in MOD 5002	QS-46 454 4
10.2100.042.19	Ø 42,4	Zie T in MOD 5002	QS-46 454 4



Vullingen

Rubbers voor MOD 21



Glasklemmen bestellen? Vergeet dan niet de rubbersets te bestellen. Deze worden namelijk niet automatisch meegeleverd.

MOD 5002

Toebehooren			
Monolithisch	T	Stuks per glasklem	Stuks per doos
19.5002.006.00	6	2	8
19.5002.008.00	8	2	8
19.5002.010.00	10	2	8
Gelaagd			
19.5002.007.00	6,76 (3-0,76-3)	2	8
19.5002.009.00	8,76 (4-0,76-4)	2	8
19.5002.044.00	9,52 (4-1,52-4)	2	8

Bevestigingsmateriaal dient apart te worden besteld.

Vlak

Q-INFO Zamak MOD 21 Afwerkingen

Onbewerkt	Mat verchromd	Verchromd	RVS look
10.2100.000.00	10.2100.000.16	10.2100.000.17	10.2100.000.19
Zwart RAL 9005	Wit RAL 9016	Aluminium wit RAL 9006	
10.2100.000.31	10.2100.000.32	10.2100.000.36	

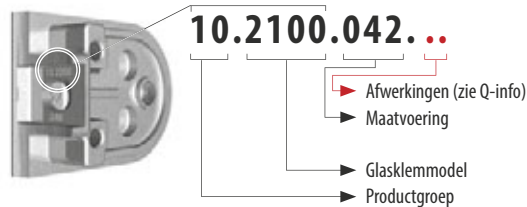
Buis

Q-INFO Zamak MOD 21 Afwerkingen

Onbewerkt	RVS look
10.2100.042.00	10.2100.042.19

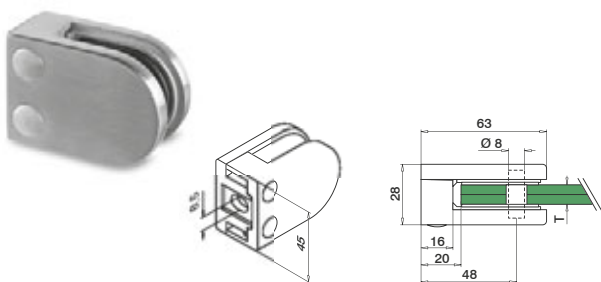
Q-INFO

Opbouw artikelnummers voor glasklemmen



Glasklemmen - MOD 22

Vlak

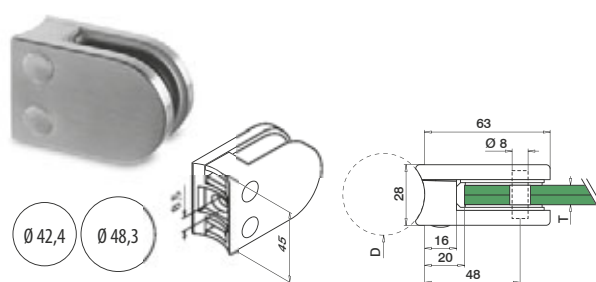


MOD 22

304		T		
INDOOR				
13.2200.000.12	Zie T in MOD 5004	QS-26	454	4
316		T		
OUTDOOR				
14.2200.000.12	Zie T in MOD 5004	QS-27	454	4
14.2200.000.10	Zie T in MOD 5004	QS-27	454	4



Buis



MOD 22

304		D	T		
INDOOR					
13.2200.042.12	Ø 42,4	Zie T in MOD 5004	QS-47	454	4
13.2200.048.12	Ø 48,3	Zie T in MOD 5004	QS-47	454	4
316		D	T		
OUTDOOR					
14.2200.042.12	Ø 42,4	Zie T in MOD 5004	QS-45	454	4
14.2200.042.10	Ø 42,4	Zie T in MOD 5004	QS-45	454	4
14.2200.048.12	Ø 48,3	Zie T in MOD 5004	QS-45	454	4
14.2200.048.10	Ø 48,3	Zie T in MOD 5004	QS-45	454	4



Vullingen

Rubbers voor MOD 22



Glasklemmen bestellen? Vergeet dan niet de rubbersets te bestellen. Deze worden namelijk niet automatisch meegeleverd.

MOD 5004

Toebehoren			
	T	Stuks per glasklem	
Monolithisch			
19.5004.006.00	6	2	8
19.5004.008.00	8	2	8
19.5004.010.00	10	2	8
Gelaagd			
19.5004.041.00	8,38 (4-0,38-4)	2	8
19.5004.009.00	8,76 (4-0,76-4)	2	8
19.5004.044.00	9,52 (4-1,52-4)	2	8

Borgpennen en bevestigingsmateriaal dienen apart te worden besteld.

Buis + vlak

Q-INFO 304 316 MOD 22 Afwerkingen

Geslepen



13.2200.0xx.12

Geslepen



14.2200.0xx.12

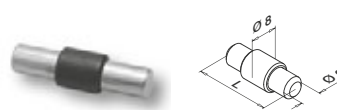
Gepolijst



14.2200.0xx.10

Toebehoren

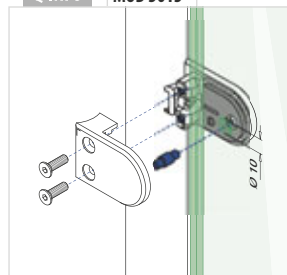
Borgpennen voor glasklemmen



MOD 5015

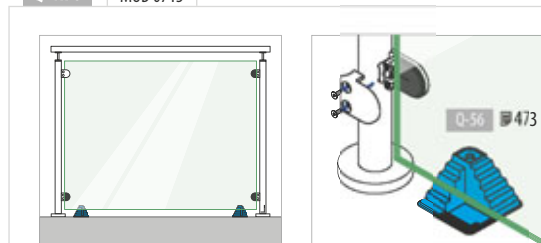
Toebehoren		
	L	
19.5015.022.00	22	4

Q-INFO MOD 5015



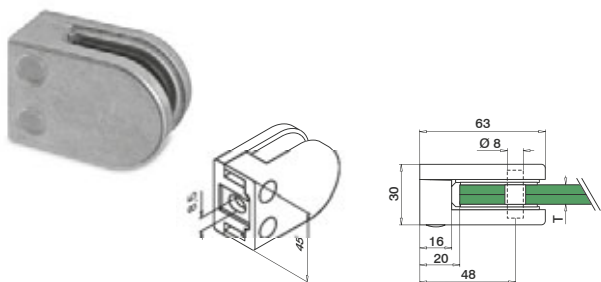
Assembly video:
www.q-railing.com/videos

Q-INFO MOD 0715



Glasklemmen - MOD 22

Vlak

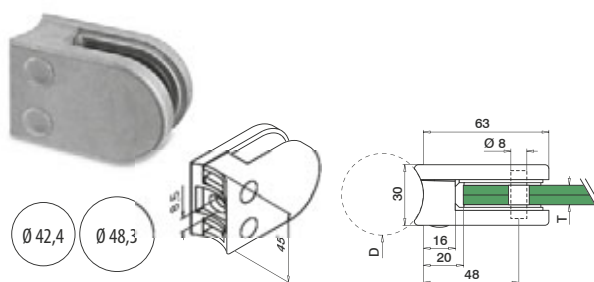


MOD 22

Zamak				
INDOOR	T			
10.2200.000.00	Zie T in MOD 5004	QS-28	454	4
10.2200.000.16	Zie T in MOD 5004	QS-28	454	4
10.2200.000.17	Zie T in MOD 5004	QS-28	454	4
10.2200.000.19	Zie T in MOD 5004	QS-28	454	4
10.2200.000.31	Zie T in MOD 5004	QS-28	454	4
10.2200.000.32	Zie T in MOD 5004	QS-28	454	4
10.2200.000.36	Zie T in MOD 5004	QS-28	454	4



Buis



MOD 22

Zamak				
INDOOR	D	T		
10.2200.042.00	Ø 42,4	Zie T in MOD 5004	QS-46	454 4
10.2200.042.19	Ø 42,4	Zie T in MOD 5004	QS-46	454 4
10.2200.048.00	Ø 48,3	Zie T in MOD 5004	QS-46	454 4
10.2200.048.19	Ø 48,3	Zie T in MOD 5004	QS-46	454 4



Vullingen

Rubbers voor MOD 22



Glasklemmen bestellen? Vergeet dan niet de rubbersets te bestellen. Deze worden namelijk niet automatisch meegeleverd.

MOD 5004

Toebehoren			
Monolithisch	T	Stuks per glasklem	
19.5004.006.00	6	2	8
19.5004.008.00	8	2	8
19.5004.010.00	10	2	8
Gelaagd			
19.5004.041.00	8,38 (4-0,38-4)	2	8
19.5004.009.00	8,76 (4-0,76-4)	2	8
19.5004.044.00	9,52 (4-1,52-4)	2	8

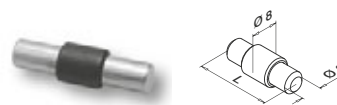
Vlak

Q-INFO Zamak MOD 22 Afwerkingen

Onbewerkt	Mat verchromd	Verchromd	RVS look
10.2200.000.00	10.2200.000.16	10.2200.000.17	10.2200.000.19
Zwart RAL 9005	Wit RAL 9016	Aluminium wit RAL 9006	
10.2200.000.31	10.2200.000.32	10.2200.000.36	

Toebehoren

Borgpennen voor glasklemmen



MOD 5015

Toebehoren		
	L	
19.5015.022.00	22	4

Borgpennen en bevestigingsmateriaal dienen apart te worden besteld.

Buis

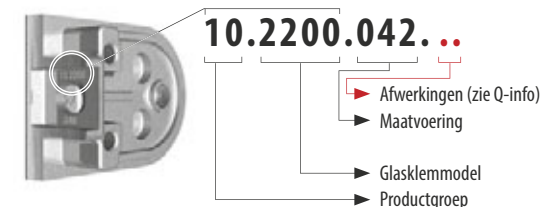
Q-INFO Zamak

MOD 22 Afwerkingen

Onbewerkt	RVS look
10.2200.04x.00	10.2200.04x.19

Q-INFO

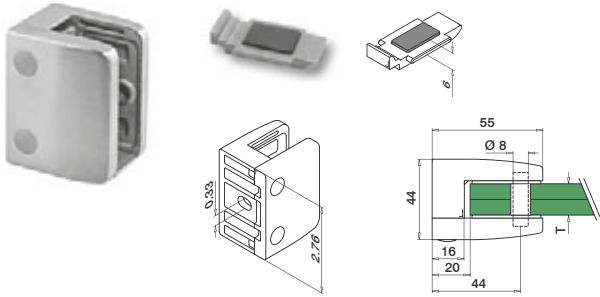
Opbouw artikelnummers voor glasklemmen





Vlak

Inclusief borgplaat



MOD 23

316

OUTDOOR

T



14.2300.000.12

Zie T in MOD 5006

QS-27 454

4

NEW



Vullingen

Rubbers voor MOD 23



Glasklemmen bestellen? Vergeet dan niet de rubbersets te bestellen. Deze worden namelijk niet automatisch meegeleverd.

MOD 5006

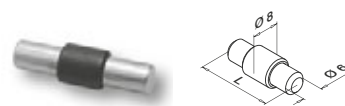
Toebehoren

	T	Stuks per glasklem	
Monolithisch			
19.5006.019.00	19	2	8
Gelaagd			
19.5006.021.00	20,76 (10-0,76-10)	2	8
19.5006.022.00	21,52 (10-1,52-10)	2	8

NEW

Toebehoren

Borgpennen voor glasklemmen




MOD 5015

Toebehoren

	L	
19.5015.034.00	34	4

NEW

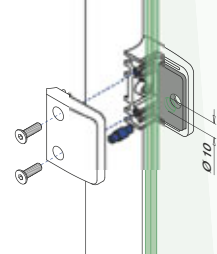
Q-INFO



Plaats het veiligheidsplaatje in de glasklem in plaats van een borgpen. U hoeft dan niet in het glas te boren. Zo bespaart u kosten.

Q-INFO

MOD 5015



Q-INFO



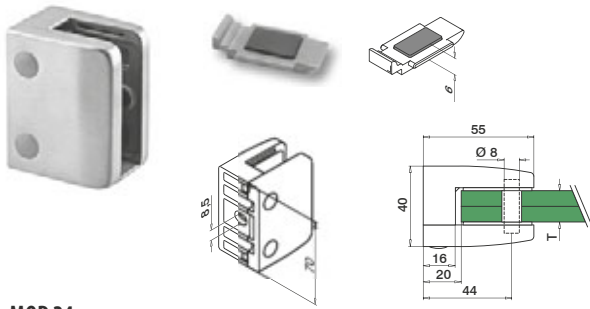
Q-22

Q-ultra-clean
19.0610.000.00

Glasklemmen - MOD 24

Vlak

Inclusief borgplaat



MOD 24

304

INDOOR	T		
13.2400.000.12	Zie T in MOD 5007	QS-26	454 4
NEW 13.2400.000.10	Zie T in MOD 5007	QS-26	454 4

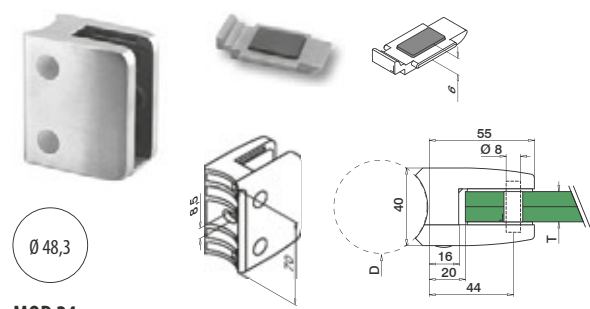
316

OUTDOOR	T		
14.2400.000.12	Zie T in MOD 5007	QS-27	454 4
NEW 14.2400.000.10	Zie T in MOD 5007	QS-27	454 4



Buis

Inclusief borgplaat



MOD 24

304

INDOOR	D	T		
13.2400.048.12	Ø 48,3	Zie T in MOD 5007	QS-47	454 4

316

OUTDOOR	D	T		
14.2400.048.12	Ø 48,3	Zie T in MOD 5007	QS-45	454 4



Vullingen

Rubbers voor MOD 24




Glasklemmen bestellen? Vergeet dan niet de rubbersets te bestellen. Deze worden namelijk niet automatisch meegeleverd.

MOD 5007

Toebehoren

	T	Stuks per glasklem	
Monolithisch			
19.5007.012.00	12	2	8
19.5007.015.00	15	2	8
Gelaagd			
19.5007.044.00	9,52 (4-1,52-4)	2	8
19.5007.054.00	11,52 (5-1,52-5)	2	8
19.5007.013.00	12,76 (6-0,76-6)	2	8
19.5007.064.00	13,52 (6-1,52-6)	2	8
19.5007.017.00	16,76 (8-0,76-8)	2	8
19.5007.018.00	17,52 (8-1,52-8)	2	8

Q-INFO



Plaats het veiligheidsplaatje in de glasklem in plaats van een borgpen. U hoeft dan niet in het glas te boren. Zo bespaart u kosten.

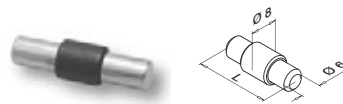
Q-INFO



Q-22
Q-ultra-clean
19.0610.000.00

Toebehoren

Borgpennen voor glasklemmen



MOD 5015

Toebehoren

	L	
19.5015.030.00	30	4

Borgpennen en bevestigingsmateriaal dienen apart te worden besteld.

Vlak

Q-INFO

304

316

MOD 24 Afwerkingen

Geslepen

Gepolijst

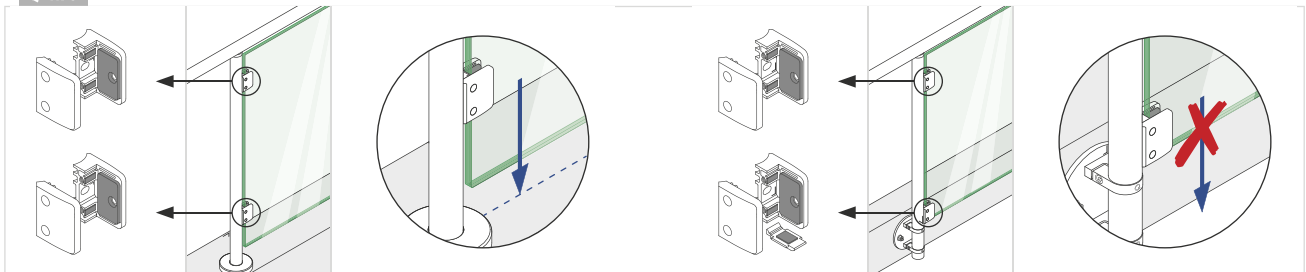


13.2400.000.12
14.2400.000.12



13.2400.000.10
14.2400.000.10

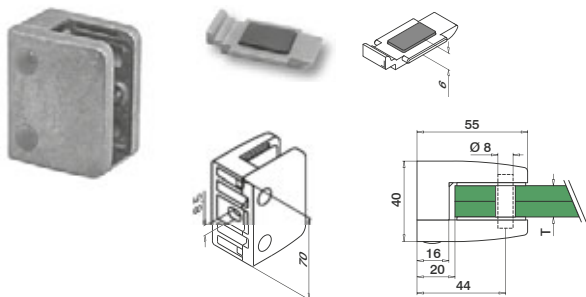
Q-INFO



Glasklemmen - MOD 24

Vlak

Inclusief borgplaat



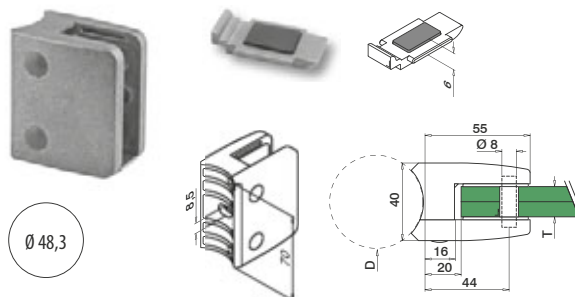
MOD 24

Zamak			
INDOOR	T		
10.2400.000.00	Zie T in MOD 5007	QS-28 454	4
10.2400.000.19	Zie T in MOD 5007	QS-28 454	4



Buis

Inclusief borgplaat



MOD 24

Zamak				Onbewerkt			
INDOOR	D	T					
10.2400.048.00	Ø 48,3	Zie T in MOD 5007	QS-46 454	4			



Vullingen

Rubbers voor MOD 24



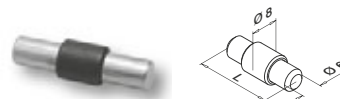
Glasklemmen bestellen? Vergeet dan niet de rubbersets te bestellen. Deze worden namelijk niet automatisch meegeleverd.

MOD 5007

Toebehoren			
	T	Stuks per glasklem	
Monolithisch			
19.5007.012.00	12	2	8
19.5007.015.00	15	2	8
Gelaagd			
19.5007.044.00	9,52 (4-1,52-4)	2	8
19.5007.054.00	11,52 (5-1,52-5)	2	8
19.5007.013.00	12,76 (6-0,76-6)	2	8
19.5007.064.00	13,52 (6-1,52-6)	2	8
19.5007.017.00	16,76 (8-0,76-8)	2	8
19.5007.018.00	17,52 (8-1,52-8)	2	8

Toebehoren

Borgpennen voor glasklemmen



MOD 5015

Toebehoren		
	L	
19.5015.030.00	30	4

Vlak

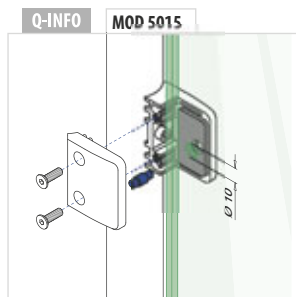
▶ Assembly video: www.q-railing.com/videos

Q-INFO Zamak

MOD 24 Afwerkingen

Onbewerkt RVS look

10.2400.000.00 10.2400.000.19



Borgpennen en bevestigingsmateriaal dienen apart te worden besteld.

Q-INFO

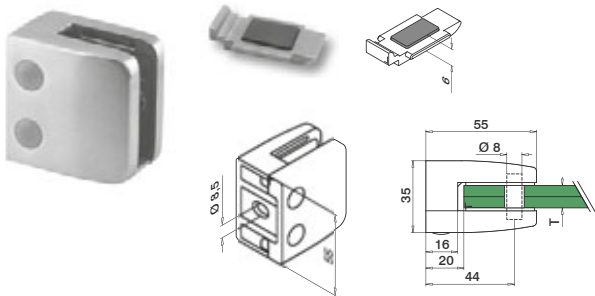
Opbouw artikelnummers voor glasklemmen

10.2400.042...

- ▶ Afwerkingen (zie Q-info)
- ▶ Maatvoering
- ▶ Glasklemmodel
- ▶ Productgroep

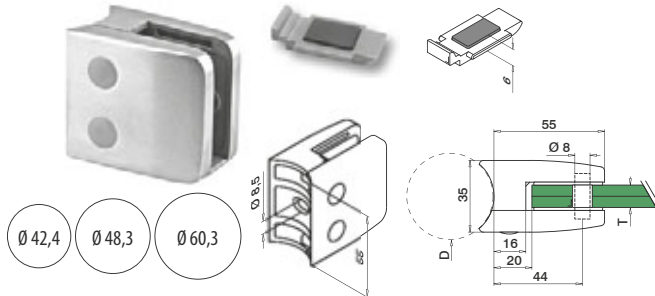
Flak

Inclusief borgplaat



Buis

Inclusief borgplaat



MOD 26

304			
INDOOR	T		
13.2600.000.12	Zie T in MOD 5011	QS-26 454	4
316			
OUTDOOR	T		
14.2600.000.12	Zie T in MOD 5011	QS-27 454	4



MOD 26

304			
INDOOR	D	T	
13.2600.042.12*	Ø 42,4	Zie T in MOD 5011	QS-47 454 4
13.2600.048.12	Ø 48,3	Zie T in MOD 5011	QS-47 454 4
13.2600.060.12	Ø 60,3	Zie T in MOD 5011	QS-47 454 4
316			
OUTDOOR	D	T	
14.2600.042.12*	Ø 42,4	Zie T in MOD 5011	QS-45 454 4
14.2600.048.12	Ø 48,3	Zie T in MOD 5011	QS-45 454 4
14.2600.060.12	Ø 60,3	Zie T in MOD 5011	QS-45 454 4



Vullingen

Rubbers voor MOD 26



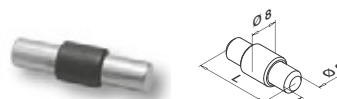
Glasklemmen bestellen? Vergeet dan niet de rubbersets te bestellen. Deze worden namelijk niet automatisch meegeleverd.

MOD 5011

Toebehoren			
Monolithisch	T	Stuks per glasklem	
19.5011.008.00	8	2	8
19.5011.010.00	10	2	8
19.5011.012.00	12	2	8
Gelaagd			
19.5011.009.00	8,76 (4-0,76-4)	2	8
19.5011.011.00	10,76 (5-0,76-5)	2	8
19.5011.054.00	11,52 (5-1,52-5)	2	8
19.5011.013.00	12,76 (6-0,76-6)	2	8

Toebehoren

Borgpennen voor glasklemmen



MOD 5015

Toebehoren		
	L	
19.5015.025.00	25	4

Borgpennen en bevestigingsmateriaal dienen apart te worden besteld.

Q-INFO



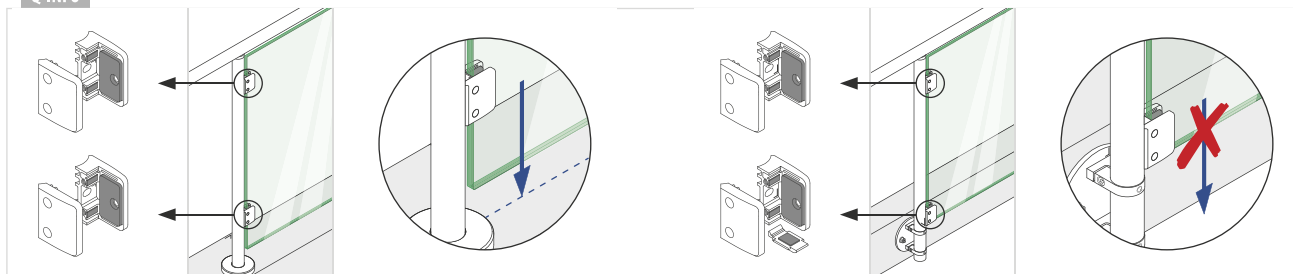
Plaats het veiligheidsplaatje in de glasklem in plaats van een borgpen. U hoeft dan niet in het glas te boren. Zo bespaart u kosten.

Q-INFO



Q-23
Q-cleaner
19.0601.000.00

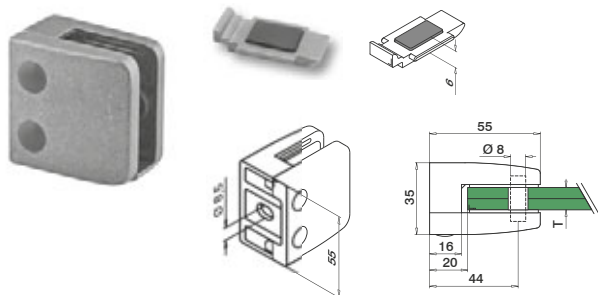
Q-INFO



Glasklemmen - MOD 26

Vlak

Inclusief borgplaat



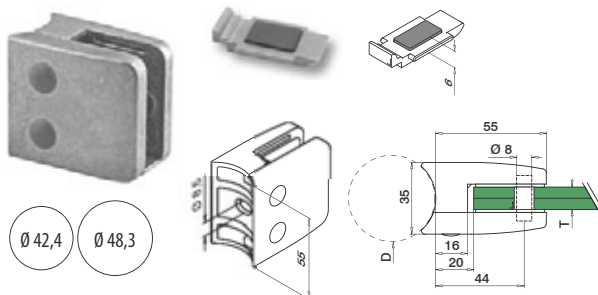
MOD 26

Zamak				
INDOOR	T			
10.2600.000.00	Zie T in MOD 5011	QS-28	454	4
10.2600.000.16	Zie T in MOD 5011	QS-28	454	4
10.2600.000.17	Zie T in MOD 5011	QS-28	454	4
10.2600.000.19	Zie T in MOD 5011	QS-28	454	4
10.2600.000.31	Zie T in MOD 5011	QS-28	454	4
10.2600.000.32	Zie T in MOD 5011	QS-28	454	4
10.2600.000.36	Zie T in MOD 5011	QS-28	454	4



Buis

Inclusief borgplaat



MOD 26

Zamak				
INDOOR	D	T		
10.2600.042.00*	Ø 42,4	Zie T in MOD 5011	QS-46	454 4
10.2600.042.19*	Ø 42,4	Zie T in MOD 5011	QS-46	454 4
10.2600.048.00	Ø 48,3	Zie T in MOD 5011	QS-46	454 4
10.2600.048.19	Ø 48,3	Zie T in MOD 5011	QS-46	454 4



Vullingen

Rubbers voor MOD 26



Glasklemmen bestellen? Vergeet dan niet de rubbersets te bestellen. Deze worden namelijk niet automatisch meegeleverd.

MOD 5011

Toebehoren			
Monolithisch	T	Stuks per glasklem	
19.5011.008.00	8	2	8
19.5011.010.00	10	2	8
19.5011.012.00	12	2	8
Gelaagd			
19.5011.009.00	8,76 (4-0,76-4)	2	8
19.5011.011.00	10,76 (5-0,76-5)	2	8
19.5011.054.00	11,52 (5-1,52-5)	2	8
19.5011.013.00	12,76 (6-0,76-6)	2	8

Vlak

Q-INFO Zamak MOD 26 Afwerkingen

Onbewerkt



10.2600.000.00

Mat verchromd



10.2600.000.16

RVS look



10.2600.000.19

Zwart RAL 9005



10.2600.000.31

Wit RAL 9016



10.2600.000.32

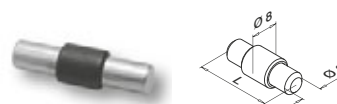
Aluminium wit RAL 9006



10.2600.000.36

Toebehoren

Borgpennen voor glasklemmen



MOD 5015

Toebehoren		L	
19.5015.025.00	25		4

Borgpennen en bevestigingsmateriaal dienen apart te worden besteld.

Buis

Q-INFO Zamak

MOD 26 Afwerkingen

Onbewerkt



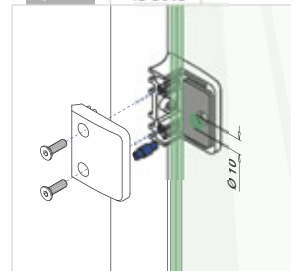
10.2600.04x.00

RVS look




10.2600.04x.19

Q-INFO MOD 5015



Q-INFO

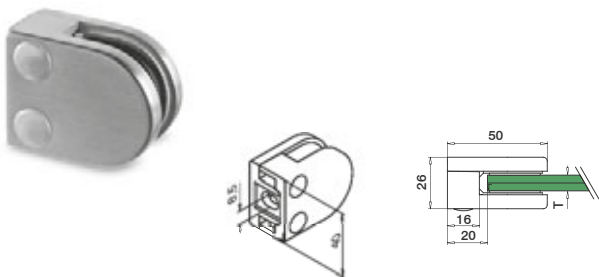
Opbouw artikelnummers voor glasklemmen



10.2600.042...

- Afwerkingen (zie Q-info)
- Maatvoering
- Glasklemmodel
- Productgroep

Flak

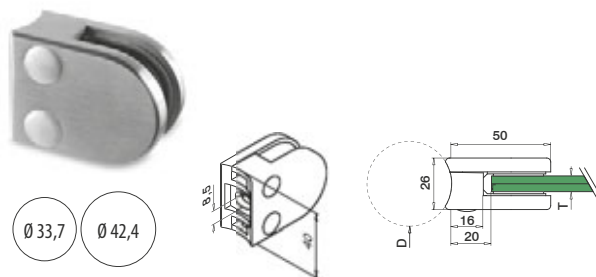


MOD 27

304			
INDOOR	T		
13.2700.000.12	Zie T in MOD 5012	QS-26 454	4
316			
OUTDOOR	T		
14.2700.000.12	Zie T in MOD 5012	QS-27 454	4



Buis



MOD 27

304			
INDOOR	D	T	
13.2700.033.12	Ø 33,7	Zie T in MOD 5012	QS-47 454 4
13.2700.042.12	Ø 42,4	Zie T in MOD 5012	QS-47 454 4
316			
OUTDOOR	D	T	
14.2700.033.12	Ø 33,7	Zie T in MOD 5012	QS-45 454 4
14.2700.042.12	Ø 42,4	Zie T in MOD 5012	QS-45 454 4



Vullingen

Rubbers voor MOD 27



Glasklemmen bestellen? Vergeet dan niet de rubbersets te bestellen. Deze worden namelijk niet automatisch meegeleverd.

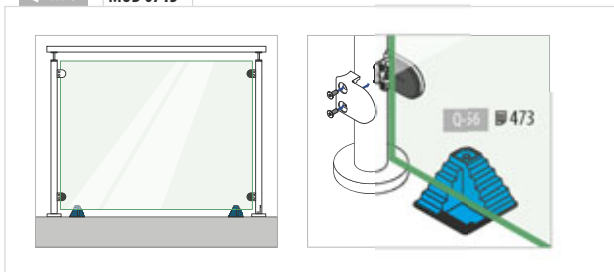
MOD 5012

Toebehoren			
	T	Stuks per glasklem	
Monolithisch			
19.5012.010.00	10	2	8
Gelaagd			
19.5012.009.00	8,76 (4-0,76-4)	2	8
19.5012.011.00	10,76 (5-0,76-5)	2	8

Bevestigingsmateriaal dient apart te worden besteld.

▶ Assembly video: www.q-railing.com/videos

Q-INFO MOD 0715



Q-INFO

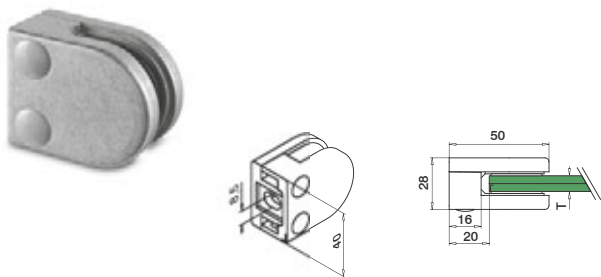


Q-INFO



Glasklemmen - MOD 27

Vlak

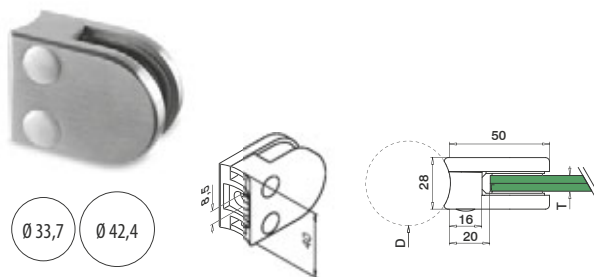


MOD 27

Zamak				
INDOOR	T			
10.2700.000.00	Zie T in MOD 5012	QS-28	454	4
10.2700.000.17	Zie T in MOD 5012	QS-28	454	4
10.2700.000.19	Zie T in MOD 5012	QS-28	454	4



Buis



MOD 27

Zamak		RVS look				
INDOOR	D	T				
10.2700.033.19	Ø 33,7	Zie T in MOD 5012	QS-46	454	4	
10.2700.042.19	Ø 42,4	Zie T in MOD 5012	QS-46	454	4	



Vullingen

Rubbers voor MOD 27



Glasklemmen bestellen? Vergeet dan niet de rubbersets te bestellen. Deze worden namelijk niet automatisch meegeleverd.

MOD 5012

Toebehoren			
Monolithisch	T	Stuks per glasklem	
19.5012.010.00	10	2	8
Gelaagd			
19.5012.009.00	8,76 (4-0,76-4)	2	8
19.5012.011.00	10,76 (5-0,76-5)	2	8

Vlak

Q-INFO Zamak MOD 27 Afwerkingen

Onbewerkt

Verchroomd

RVS look



10.2700.000.00



10.2700.000.17




10.2700.000.19

Bevestigingsmateriaal dient apart te worden besteld.

Q-INFO

Opbouw artikelnummers voor glasklemmen

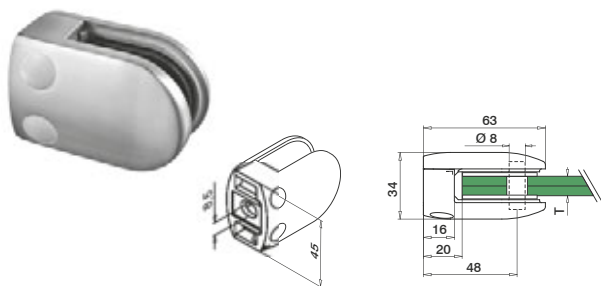


10.2700.042...

- ▶ Afwerkingen (zie Q-info)
- ▶ Maatvoering
- ▶ Glasklemmodel
- ▶ Productgroep

Glasklemmen - MOD 28

Vlak



MOD 28

304				
INDOOR	T			
13.2800.000.12	Zie T in MOD 5001	QS-26	454	4
13.2800.000.10	Zie T in MOD 5001	QS-26	454	4

316				
OUTDOOR	T			
14.2800.000.12	Zie T in MOD 5001	QS-27	454	4
14.2800.000.10	Zie T in MOD 5001	QS-27	454	4



International Design
Model Protection

Vullingen

Rubbers voor MOD 28



Glasklemmen bestellen? Vergeet dan niet de rubbersets te bestellen. Deze worden namelijk niet automatisch meegeleverd.

MOD 5001

Toebehoren

	T	Stuks per glasklem	
Monolithisch			
19.5001.006.00	6	2	8
19.5001.008.00	8	2	8
19.5001.010.00	10	2	8
19.5001.012.00	12	2	8
Gelaagd			
19.5001.009.00	8,76 (4-0,76-4)	2	8
19.5001.044.00	9,52 (4-1,52-4)	2	8
19.5001.011.00	10,76 (5-0,76-5)	2	8
19.5001.054.00	11,52 (5-1,52-5)	2	8
19.5001.013.00	12,76 (6-0,76-6)	2	8

Borgpennen en bevestigingsmateriaal dienen apart te worden besteld.

Vlak + buis

Q-INFO

304

316

MOD 28 Afwerkingen

Geslepen

Gepolijst

Geslepen

Gepolijst



13.2800.0xx.12



13.2800.0xx.10

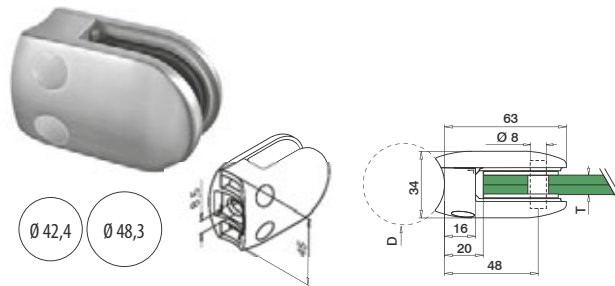


14.2800.0xx.12



14.2800.0xx.10

Buis



MOD 28

304				
INDOOR	D	T		
13.2800.042.12	Ø 42,4	Zie T in MOD 5001	QS-47	454
13.2800.042.10	Ø 42,4	Zie T in MOD 5001	QS-47	454

13.2800.048.12	Ø 48,3	Zie T in MOD 5001	QS-47	454
13.2800.048.10	Ø 48,3	Zie T in MOD 5001	QS-47	454

316				
OUTDOOR	D	T		
14.2800.042.12	Ø 42,4	Zie T in MOD 5001	QS-45	454
14.2800.042.10	Ø 42,4	Zie T in MOD 5001	QS-45	454

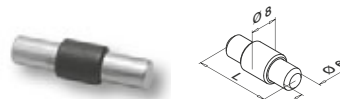
14.2800.048.12	Ø 48,3	Zie T in MOD 5001	QS-45	454
14.2800.048.10	Ø 48,3	Zie T in MOD 5001	QS-45	454



International Design
Model Protection

Toebehoren

Borgpennen voor glasklemmen



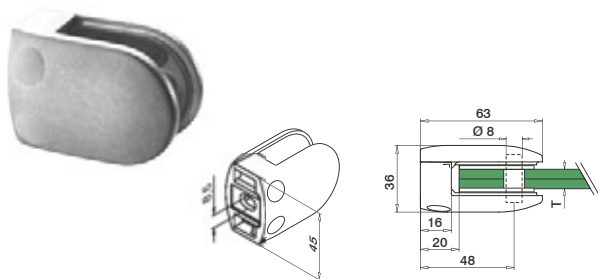
MOD 5015

Toebehoren

	L	
19.5015.022.00	22	4

Glasklemmen - MOD 28

Vlak



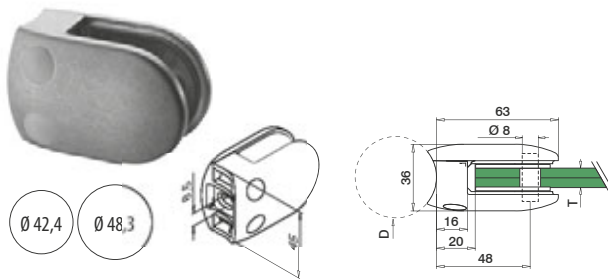
MOD 28

Zamak				
INDOOR	T			
10.2800.000.00	Zie T in MOD 5001	QS-28	454	4
10.2800.000.17	Zie T in MOD 5001	QS-28	454	4
10.2800.000.19	Zie T in MOD 5001	QS-28	454	4
10.2800.000.31	Zie T in MOD 5001	QS-28	454	4
10.2800.000.32	Zie T in MOD 5001	QS-28	454	4



International Design Model Protection

Buis



MOD 28

Zamak				
INDOOR	D	T		
10.2800.042.00	Ø 42,4	Zie T in MOD 5001	QS-46	454 4
10.2800.042.19	Ø 42,4	Zie T in MOD 5001	QS-46	454 4
10.2800.048.00	Ø 48,3	Zie T in MOD 5001	QS-46	454 4
10.2800.048.19	Ø 48,3	Zie T in MOD 5001	QS-46	454 4



International Design Model Protection

Vullingen

Rubbers voor MOD 28



Glasklemmen bestellen? Vergeet dan niet de rubbersets te bestellen. Deze worden namelijk niet automatisch meegeleverd.

MOD 5001

Toebehoren			
	T	Stuks per glasklem	
Monolithisch			
19.5001.006.00	6	2	8
19.5001.008.00	8	2	8
19.5001.010.00	10	2	8
19.5001.012.00	12	2	8
Gelaagd			
19.5001.009.00	8,76 (4-0,76-4)	2	8
19.5001.044.00	9,52 (4-1,52-4)	2	8
19.5001.011.00	10,76 (5-0,76-5)	2	8
19.5001.054.00	11,52 (5-1,52-5)	2	8
19.5001.013.00	12,76 (6-0,76-6)	2	8

Vlak

Q-INFO Zamak MOD 28 Afwerkingen

Onbewerkt Verchromd RVS look



10.2800.000.00 10.2800.000.17 10.2800.000.19


Zwart RAL 9005 Wit RAL 9016



10.2800.000.31 10.2800.000.32

Toebehoren

Borgpennen voor glasklemmen



MOD 5015

Toebehoren		
	L	
19.5015.022.00	22	4

Borgpennen en bevestigingsmateriaal dienen apart te worden besteld.

Buis

Q-INFO Zamak

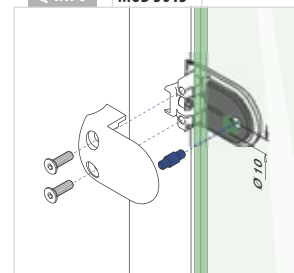
MOD 28 Afwerkingen

Onbewerkt RVS look



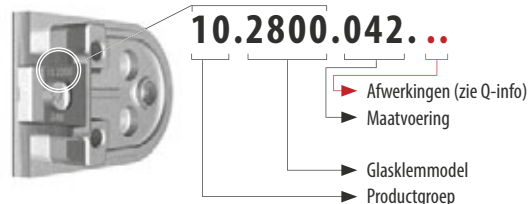
10.2800.04x.00 10.2800.04x.19

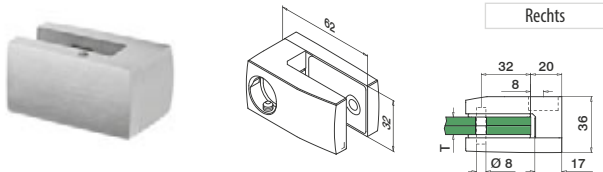
Q-INFO MOD 5015



Q-INFO

Opbouw artikelnummers voor glasklemmen



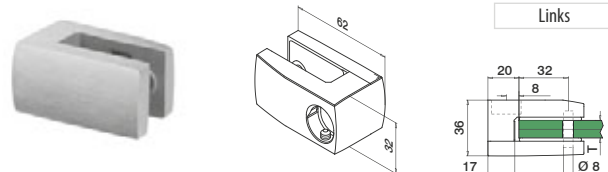


MOD 29

316			
OUTDOOR	T		
14.2900.001.12	Zie T in MOD 5013	2	



International Design
Model Protection



MOD 29

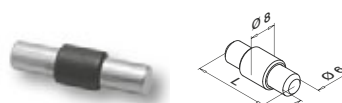
316			
OUTDOOR	T		
14.2900.002.12	Zie T in MOD 5013	2	



International Design
Model Protection

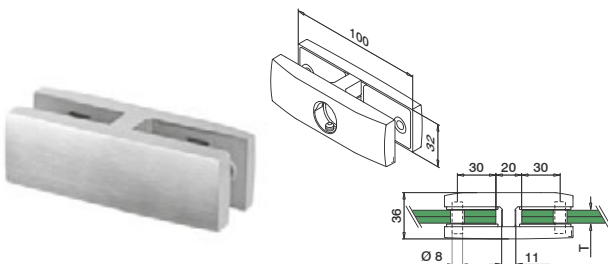
Toebehoren

Borgpennen voor glasklemmen



MOD 5015

Toebehoren			
	L		
19.5015.022.00	22	4	



MOD 29

316			
OUTDOOR	T		
14.2900.000.12	Zie T in MOD 5013	2	



International Design
Model Protection

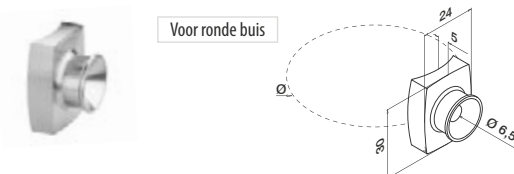
Vullingen

Adapters voor glasklemmen



MOD 0774

316			
OUTDOOR			
14.0774.000.12	QS-16 456	4	



MOD 0774

316			
OUTDOOR	Ø		
14.0774.042.12	42,4	QS-16 456	4
14.0774.048.12	48,3	QS-16 456	4



Vullingen

Rubbers voor MOD 29



Glasklemmen bestellen? Vergeet dan niet de rubbersets te bestellen. Deze worden namelijk niet automatisch meegeleverd.

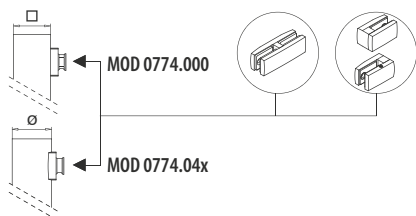
MOD 5013

Toebehoren			
Monolithisch	T	Stuks per glasklem	
19.5013.008.00	8	2 / 4*	4
19.5013.010.00	10	2 / 4*	4
19.5013.012.00	12	2 / 4*	4
Gelaagd			
19.5013.009.00	8,76 (4-0,76-4)	2 / 4*	4
19.5013.011.00	10,76 (5-0,76-5)	2 / 4*	4
19.5013.013.00	12,76 (6-0,76-6)	2 / 4*	4
19.5013.064.00	13,52 (6-1,52-6)	2 / 4*	4

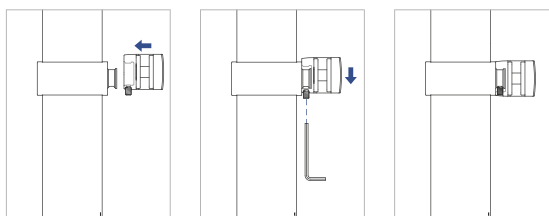
* = 14.2900.000.12

▶ **Assembly video:** www.q-railing.com/videos

Q-INFO MOD 0774



Q-INFO MOD 29



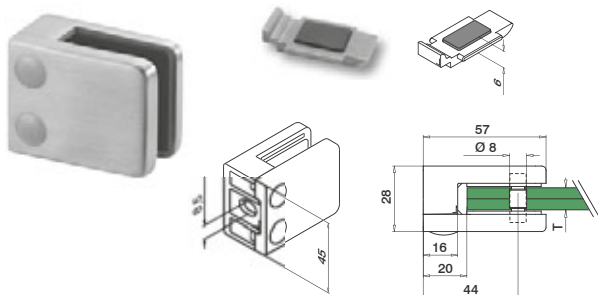


DESIGN
product

Q-railing

Vlak

Inclusief borgplaat



MOD 42

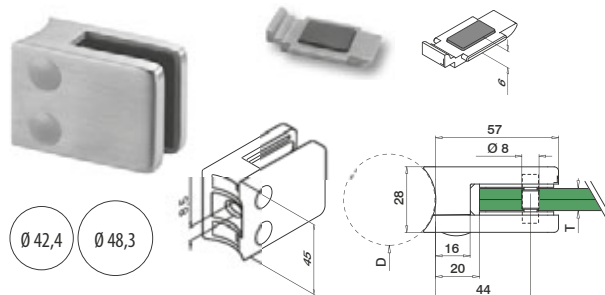
304		T		
INDOOR				
13.4200.000.12	Zie T in MOD 5003	QS-26	454	4
316		T		
OUTDOOR				
14.4200.000.12	Zie T in MOD 5003	QS-27	454	4
14.4200.000.10	Zie T in MOD 5003	QS-27	454	4



International Design Model Protection

Buis

Inclusief borgplaat



MOD 42

304		T			
INDOOR					
13.4200.042.12	Ø 42,4	Zie T in MOD 5003	QS-47	454	4
13.4200.048.12	Ø 48,3	Zie T in MOD 5003	QS-47	454	4
316		T			
OUTDOOR					
14.4200.042.12	Ø 42,4	Zie T in MOD 5003	QS-45	454	4
14.4200.042.10	Ø 42,4	Zie T in MOD 5003	QS-45	454	4
14.4200.048.12	Ø 48,3	Zie T in MOD 5003	QS-45	454	4
14.4200.048.10	Ø 48,3	Zie T in MOD 5003	QS-45	454	4



International Design Model Protection

Vullingen

Rubbers voor MOD 42



Glasklemmen bestellen? Vergeet dan niet de rubbersets te bestellen. Deze worden namelijk niet automatisch meegeleverd.

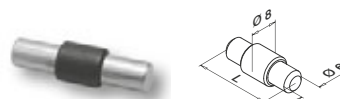
MOD 5003

Toebehoren			
Monolithisch	T	Stuks per glasklem	
19.5003.006.00	6	2	8
19.5003.008.00	8	2	8
19.5003.010.00	10	2	8
19.5003.012.00	12	2	8
Gelaagd			
19.5003.007.00	6,76 (3-0,76-3)	2	8
19.5003.041.00	8,38 (4-0,38-4)	2	8
19.5003.009.00	8,76 (4-0,76-4)	2	8
19.5003.044.00	9,52 (4-1,52-4)	2	8
19.5003.011.00	10,76 (5-0,76-5)	2	8
19.5003.054.00	11,52 (5-1,52-5)	2	8
19.5003.013.00	12,76 (6-0,76-6)	2	8

Borgpennen en bevestigingsmateriaal dienen apart te worden besteld.

Toebehoren

Borgpennen voor glasklemmen



MOD 5015

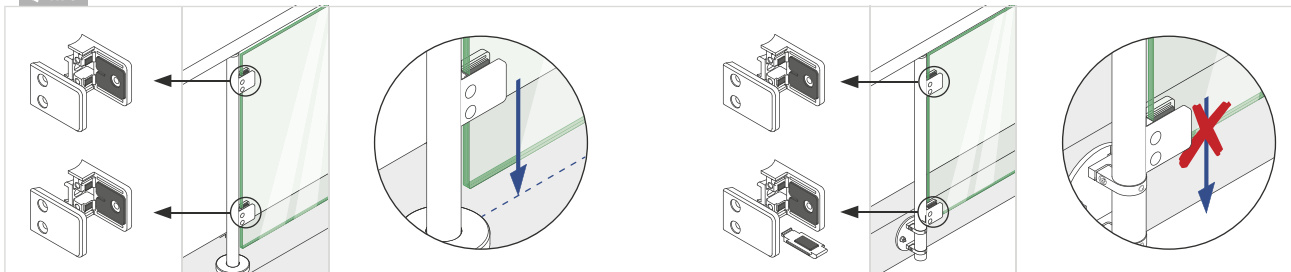
Toebehoren		
	L	
19.5015.022.00	22	4

Vlak + buis

Q-INFO 304 316 MOD 42 Afwerkingen



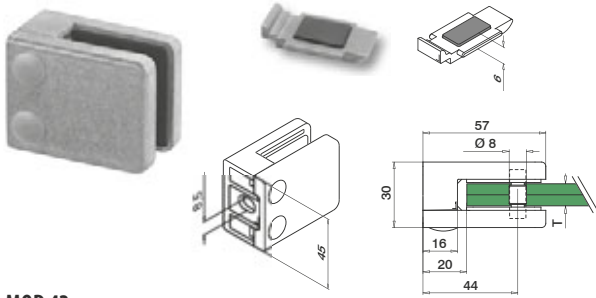
Q-INFO



Glasklemmen - MOD 42

Vlak

Inclusief borgplaat



MOD 42

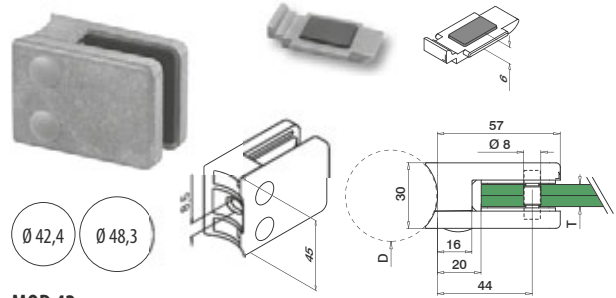
Zamak				
INDOOR	T			
10.4200.000.00	Zie T in MOD 5003	QS-28	454	4
10.4200.000.17	Zie T in MOD 5003	QS-28	454	4
10.4200.000.19	Zie T in MOD 5003	QS-28	454	4
10.4200.000.31	Zie T in MOD 5003	QS-28	454	4
10.4200.000.32	Zie T in MOD 5003	QS-28	454	4
10.4200.000.33	Zie T in MOD 5003	QS-28	454	4
10.4200.000.36	Zie T in MOD 5003	QS-28	454	4



International Design Model Protection

Buis

Inclusief borgplaat



MOD 42

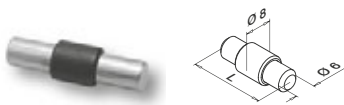
Zamak				
INDOOR	D	T		
10.4200.042.00	Ø 42,4	Zie T in MOD 5003	QS-46	454 4
10.4200.042.19	Ø 42,4	Zie T in MOD 5003	QS-46	454 4
10.4200.048.00	Ø 48,3	Zie T in MOD 5003	QS-46	454 4
10.4200.048.19	Ø 48,3	Zie T in MOD 5003	QS-46	454 4



International Design Model Protection

Toebehoren

Borgpennen voor glasklemmen



MOD 5015

Toebehoren		
	L	
19.5015.022.00	22	4

Q-INFO

10.xxxx.xxx.33 = OUTDOOR

Vlak

Q-INFO

Zamak

MOD 42 Afwerkingen

Onbewerkt

Verchroomd

RVS look



10.4200.000.00



10.4200.000.17



10.4200.000.19

Zwart RAL 9005



10.4200.000.31

Wit RAL 9016



10.4200.000.32

Antracietgrijs RAL 7016



10.4200.000.33

Aluminium wit RAL 9006



10.4200.000.36

Vullingen

Rubbers voor MOD 42



Glasklemmen bestellen? Vergeet dan niet de rubbersets te bestellen. Deze worden namelijk niet automatisch meegeleverd.

MOD 5003

Toebehoren			
Monolithisch	T	Stuks per glasklem	
19.5003.006.00	6	2	8
19.5003.008.00	8	2	8
19.5003.010.00	10	2	8
19.5003.012.00	12	2	8
Gelaagd			
19.5003.007.00	6,76 (3-0,76-3)	2	8
19.5003.041.00	8,38 (4-0,38-4)	2	8
19.5003.009.00	8,76 (4-0,76-4)	2	8
19.5003.044.00	9,52 (4-1,52-4)	2	8
19.5003.011.00	10,76 (5-0,76-5)	2	8
19.5003.054.00	11,52 (5-1,52-5)	2	8
19.5003.013.00	12,76 (6-0,76-6)	2	8

Borgpennen en bevestigingsmateriaal dienen apart te worden besteld.

Buis

Q-INFO

Zamak

MOD 42 Afwerkingen

Onbewerkt

RVS look




10.4200.04x.00



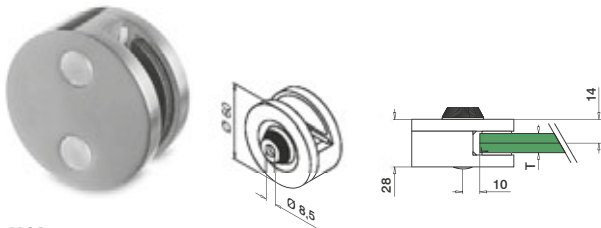
10.4200.04x.19

Q-INFO



Plaats het veiligheidsplaatje in de glasklem in plaats van een borgpen. U hoeft dan niet in het glas te boren. Zo bespaart u kosten.

Buis + vlak

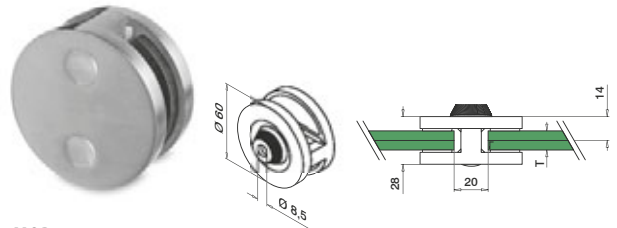


MOD 44

304					
INDOOR	T				
13.4400.000.12	Zie T in MOD 5008	QS-47	454	4	
316					
OUTDOOR	T				
14.4400.000.12	Zie T in MOD 5008	QS-45	454	4	



Buis + vlak



MOD 46

304					
INDOOR	T				
13.4600.000.12	Zie T in MOD 5008	QS-47	454	4	
316					
OUTDOOR	T				
14.4600.000.12	Zie T in MOD 5008	QS-45	454	4	



Vullingen

Rubbers voor MOD 44/46



Glasklemmen bestellen? Vergeet dan niet de rubbersets te bestellen. Deze worden namelijk niet automatisch meegeleverd.

MOD 5008

Toebehoren				
	T	Stuks per glasklem		
Monolithisch				
19.5008.008.00	8	2 / 4*	8	
19.5008.010.00	10	2 / 4*	8	
19.5008.012.00	12	2 / 4*	8	
Gelaagd				
19.5008.009.00	8,76 (4-0,76-4)	2 / 4*	8	
19.5008.011.00	10,76 (5-0,76-5)	2 / 4*	8	
19.5008.013.00	12,76 (6-0,76-6)	2 / 4*	8	

* = 13.4600.000.12 / 14.4600.000.12

Vullingen

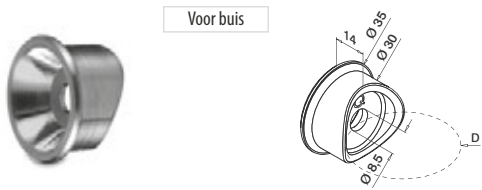
GESLEPEN

Adapters voor glasklemmen



MOD 0723

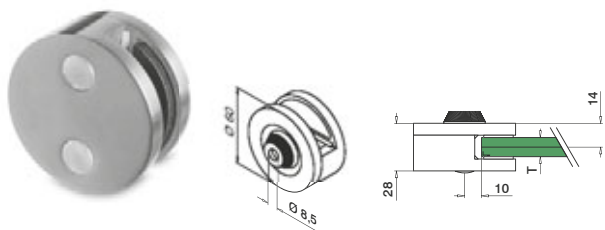
304			
INDOOR			
13.0723.000.12		4	
316			
OUTDOOR			
14.0723.000.12		4	



MOD 0723

304			
INDOOR	D		
13.0723.042.12	Ø 42,4	4	
13.0723.048.12	Ø 48,3	4	
316			
OUTDOOR	D		
14.0723.042.12	Ø 42,4	4	
14.0723.048.12	Ø 48,3	4	

Buis + vlak

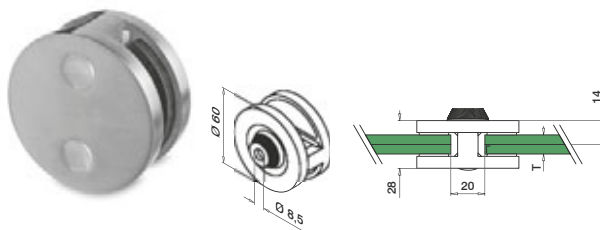


MOD 44

Zamak	RVS look		
OUTDOOR	T		
10.4400.000.20	Zie T in MOD 5008	QS-46 454	4



Buis + vlak



MOD 46

Zamak	RVS look		
OUTDOOR	T		
10.4600.000.20	Zie T in MOD 5008	QS-46 454	4



Vullingen

Rubbers voor MOD 44/46



Glasklemmen bestellen? Vergeet dan niet de rubbersets te bestellen. Deze worden namelijk niet automatisch meegeleverd.

MOD 5008

Toebehoren			
Monolithisch	T	Stuks per glasklem	
19.5008.008.00	8	2 / 4*	8
19.5008.010.00	10	2 / 4*	8
19.5008.012.00	12	2 / 4*	8
Gelaagd			
19.5008.009.00	8,76 (4-0,76-4)	2 / 4*	8
19.5008.011.00	10,76 (5-0,76-5)	2 / 4*	8
19.5008.013.00	12,76 (6-0,76-6)	2 / 4*	8

* = 10.4600.000.20

Vullingen

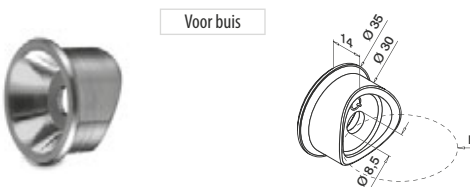
RVS LOOK

Adapters voor glasklemmen



MOD 0723

Zamak	RVS look		
OUTDOOR			
10.0723.000.20			4



MOD 0723

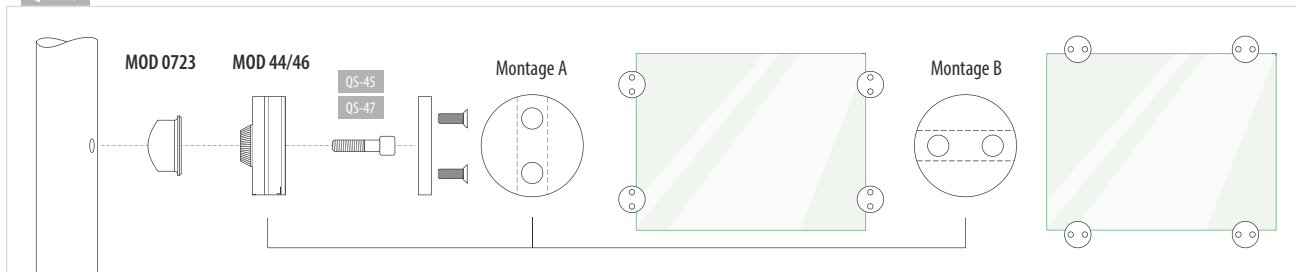
Zamak	RVS look		
OUTDOOR	D		
10.0723.042.20	Ø 42,4		4

Bevestigingsmateriaal dient apart te worden besteld.

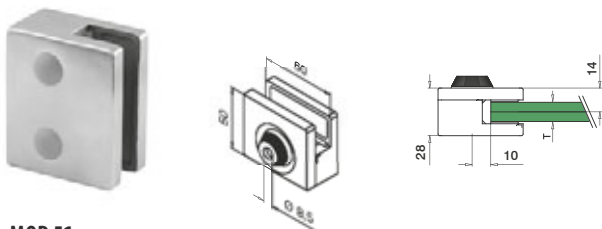
Q-INFO

10.xxxx.xxx.20 = OUTDOOR

Q-INFO



Buis + vlak

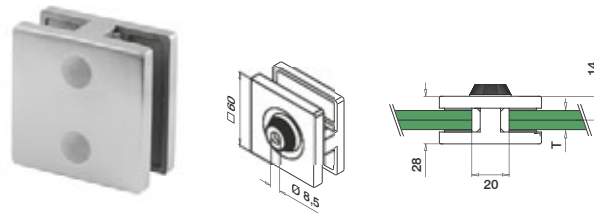


MOD 51

304		T			
INDOOR					
13.5100.000.12	Zie T in MOD 5005	QS-47	420	4	
316		T			
OUTDOOR					
14.5100.000.12	Zie T in MOD 5005	QS-45	420	4	



Buis + vlak



MOD 52

304		T			
INDOOR					
13.5200.000.12	Zie T in MOD 5005	QS-47	420	4	
316		T			
OUTDOOR					
14.5200.000.12	Zie T in MOD 5005	QS-45	420	4	



Vullingen

Rubbers voor MOD 51/52



Glasklemmen bestellen? Vergeet dan niet de rubbersets te bestellen. Deze worden namelijk niet automatisch meegeleverd.

MOD 5005

Toebehoren			
	T	Stuks per glasklem	
Monolithisch			
19.5005.008.00	8	2 / 4*	8
19.5005.010.00	10	2 / 4*	8
Gelaagd			
19.5005.009.00	8,76 (4-0,76-4)	2 / 4*	8
19.5005.011.00	10,76 (5-0,76-5)	2 / 4*	8
19.5005.013.00	12,76 (6-0,76-6)	2 / 4*	8

* = 13.5200.000.12 / 14.5200.000.12

Vullingen

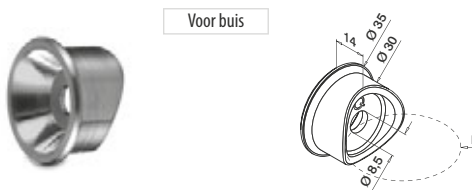
GESLEPEN

Adapters voor glasklemmen



MOD 0723

304			
INDOOR			
13.0723.000.12		4	
316			
OUTDOOR			
14.0723.000.12		4	

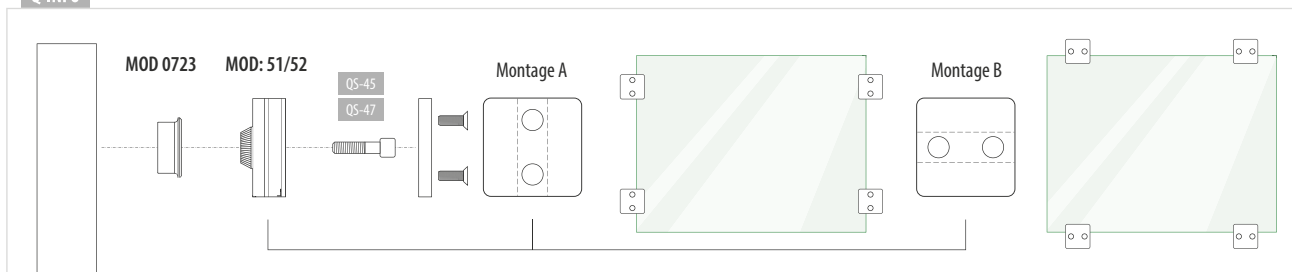


MOD 0723

304		D	
INDOOR			
13.0723.042.12	Ø 42,4	4	
13.0723.048.12	Ø 48,3	4	
316		D	
OUTDOOR			
14.0723.042.12	Ø 42,4	4	
14.0723.048.12	Ø 48,3	4	

Bevestigingsmateriaal dient apart te worden besteld.

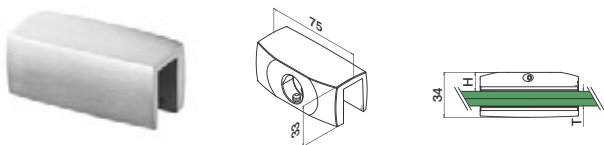
Q-INFO





Q-railing

Bovenkant



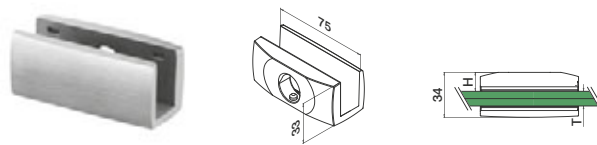
MOD 55

316			
OUTDOOR	T	H	
14.5500.001.12	Zie T in MOD 5014	13	2



International Design
Model Protection

Onderkant



MOD 55

316			
OUTDOOR	T	H	
14.5500.002.12	Zie T in MOD 5014	13	2



International Design
Model Protection

Vullingen

Rubbers voor MOD 55



Glasklemmen bestellen? Vergeet dan niet de rubbersets te bestellen. Deze worden namelijk niet automatisch meegeleverd.

MOD 5014

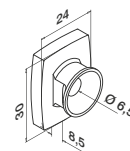
Toebehoren			
Gelaagd	T	Stuks per glasklem	
19.5014.008.00	8- 8,76 (4-0,76-4)	1	2
19.5014.010.00	10-10,76 (5-0,76-5)	1	2
19.5014.012.00	12-12,76 (6-0,76-6)	1	2
19.5014.054.00	11,52 (5-1,52-5)	1	2
19.5014.064.00	13,52 (6-1,52-6)	1	2

Vullingen

GESLEPEN

Adapters voor glasklemmen

Voor vlakke buis

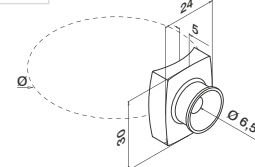


MOD 0774

316			
OUTDOOR			
14.0774.000.12	QS-16 456	4	



Voor ronde buis



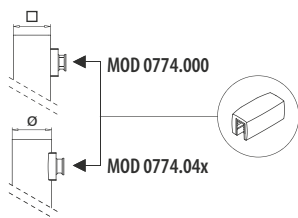
MOD 0774

316			
OUTDOOR	Ø		
14.0774.042.12	42,4	QS-16 456	4
14.0774.048.12	48,3	QS-16 456	4



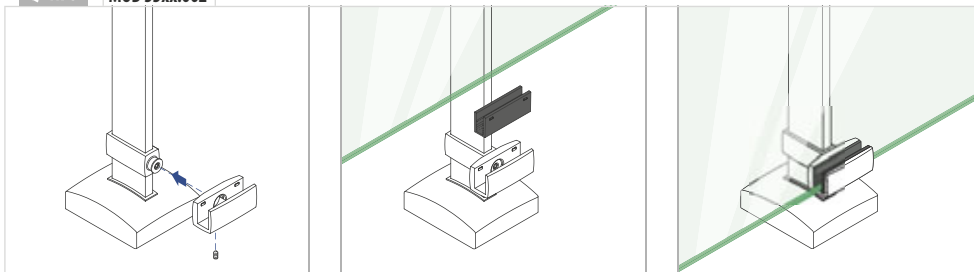
Q-INFO

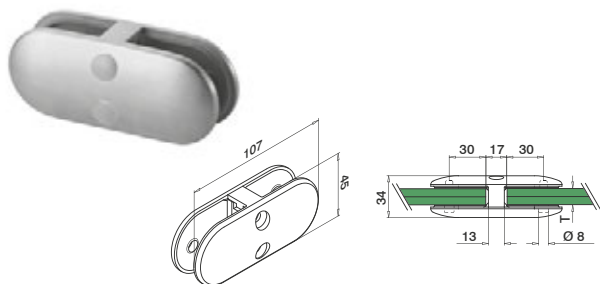
MOD 0774



Q-INFO

MOD 55xx.002





MOD 28

304

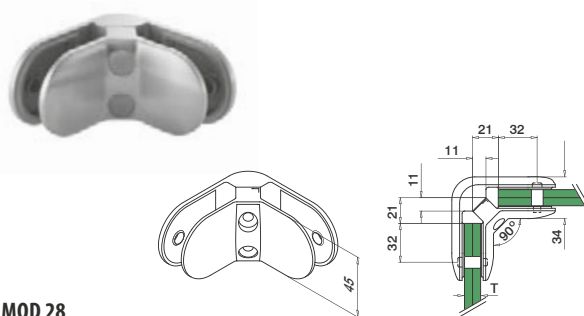
INDOOR	T	
13.2800.700.12	Zie T in MOD 5001	2

316

OUTDOOR	T	
14.2800.700.12	Zie T in MOD 5001	2



International Design
Model Protection



MOD 28

304

INDOOR	T	
13.2800.900.12	Zie T in MOD 5001	2

316

OUTDOOR	T	
14.2800.900.12	Zie T in MOD 5001	2



International Design
Model Protection

Rubbers voor MOD 28

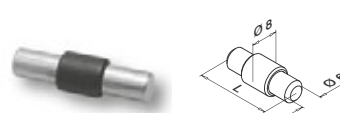


Glasklemmen bestellen? Vergeet dan niet de rubbersets te bestellen. Deze worden namelijk niet automatisch meegeleverd.

MOD 5001

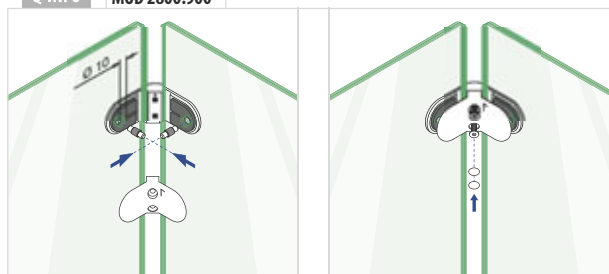
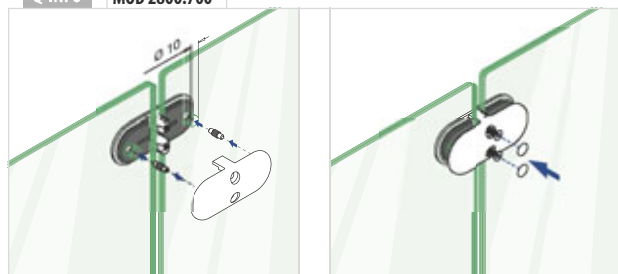
Toebehoren			
	T	Stuks per glasverbinder	
Monolithisch			
19.5001.006.00	6	4	8
19.5001.008.00	8	4	8
19.5001.010.00	10	4	8
19.5001.012.00	12	4	8
Gelaagd			
19.5001.009.00	8,76 (4-0,76-4)	4	8
19.5001.044.00	9,52 (4-1,52-4)	4	8
19.5001.011.00	10,76 (5-0,76-5)	4	8
19.5001.054.00	11,52 (5-1,52-5)	4	8
19.5001.013.00	12,76 (6-0,76-6)	4	8

Borgpennen voor glasklemmen en plaatbevestigingsadapters

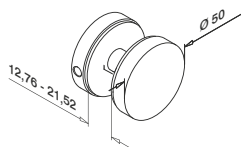


MOD 5015

Toebehoren		
	L	
19.5015.022.00	22	4



Glas - glas

**MOD 0742****304****INDOOR**

13.0742.050.12

2

316**OUTDOOR**

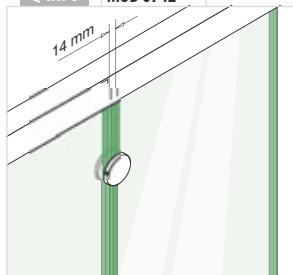
14.0742.050.12

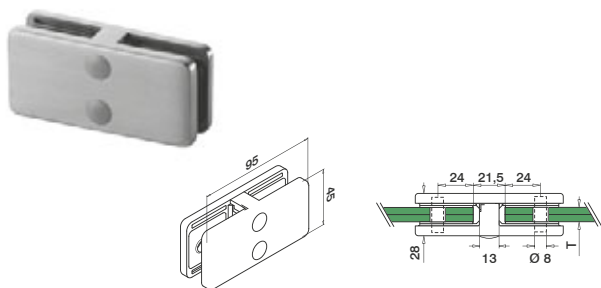
2



Q-INFO

MOD 0742



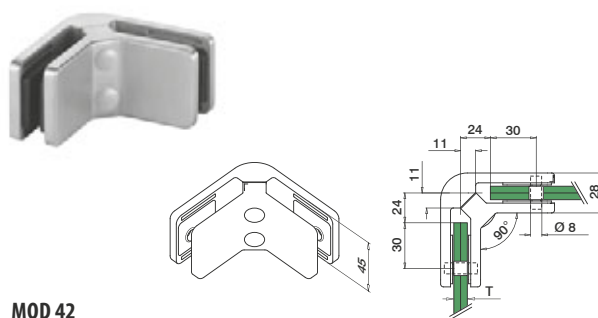


MOD 42

304			
INDOOR	T		
13.4200.700.12	Zie T in MOD 5003		2
316			
OUTDOOR	T		
14.4200.700.12	Zie T in MOD 5003		2



International Design
Model Protection



MOD 42

304			
INDOOR	T		
13.4200.900.12	Zie T in MOD 5003		2
316			
OUTDOOR	T		
14.4200.900.12	Zie T in MOD 5003		2



International Design
Model Protection

Rubbers voor MOD 42




Glasklemmen bestellen? Vergeet dan niet de rubbersets te bestellen. Deze worden namelijk niet automatisch meegeleverd.

MOD 5003

Toebehoren			
	T	Stuks per glasverbinder	
Monolithisch			
19.5003.006.00	6	4	8
19.5003.008.00	8	4	8
19.5003.010.00	10	4	8
19.5003.012.00	12	4	8
Gelaagd			
19.5003.007.00	6,76 (3-0,76-3)	4	8
19.5003.041.00	8,38 (4-0,38-4)	4	8
19.5003.009.00	8,76 (4-0,76-4)	4	8
19.5003.044.00	9,52 (4-1,52-4)	4	8
19.5003.011.00	10,76 (5-0,76-5)	4	8
19.5003.054.00	11,52 (5-1,52-5)	4	8
19.5003.013.00	12,76 (6-0,76-6)	4	8

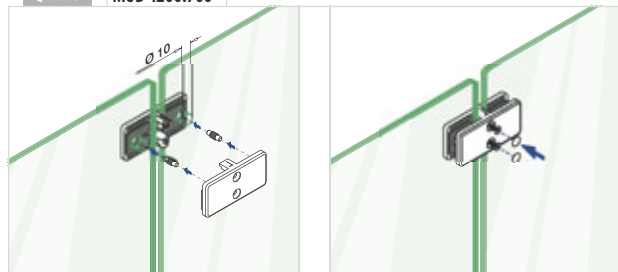
Borgpennen voor glasklemmen en plaatbevestigingsadapters



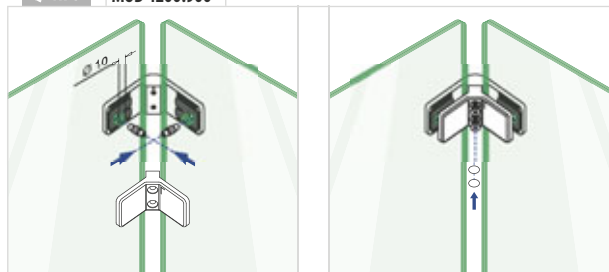
MOD 5015

Toebehoren		
	L	
19.5015.022.00	22	4

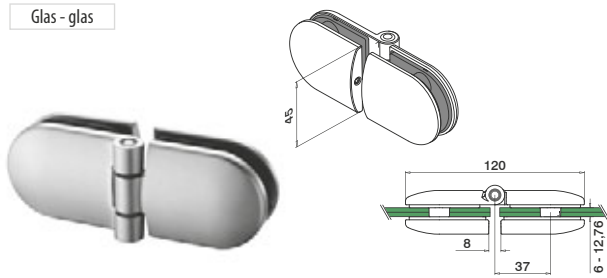
Q-INFO MOD 4200.700



Q-INFO MOD 4200.900



Glas - glas



MOD 0281

316

OUTDOOR

14.0281.500.12



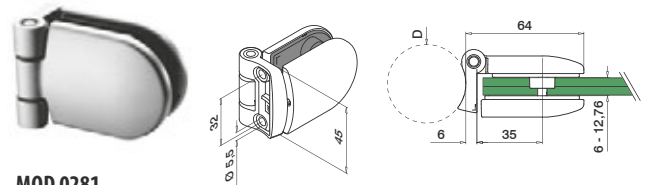
2



DESIGN product

International Design Model Protection

Buis - glas



MOD 0281

316

OUTDOOR

14.0281.042.12

D
Ø 42,4

QS-13 456



2

14.0281.048.12

Ø 48,3

QS-13 456

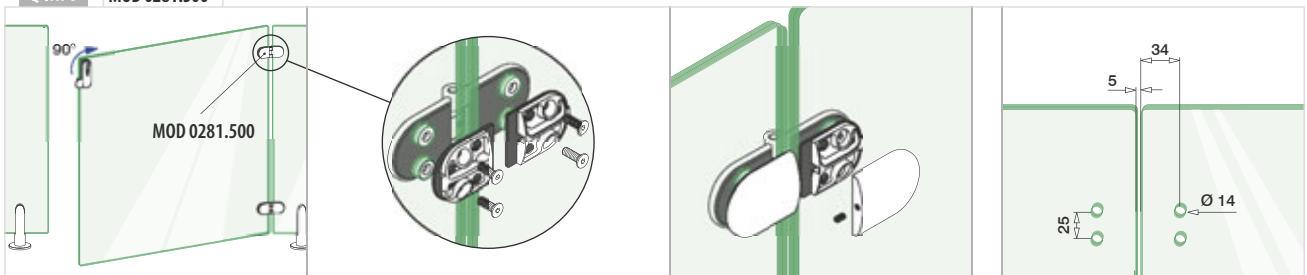
2



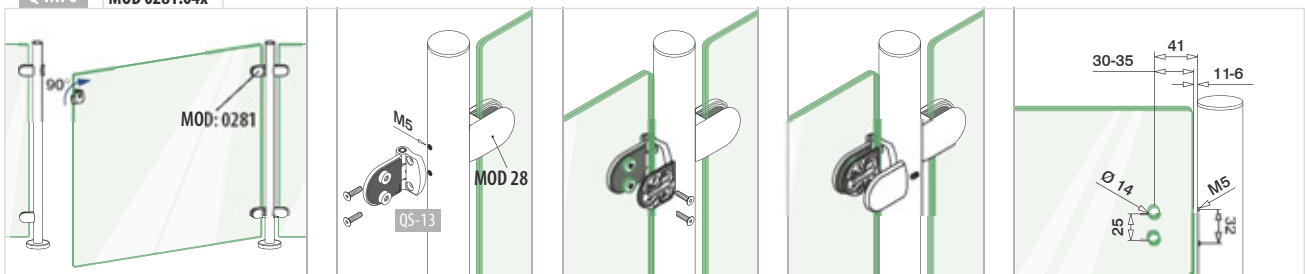
DESIGN product

International Design Model Protection

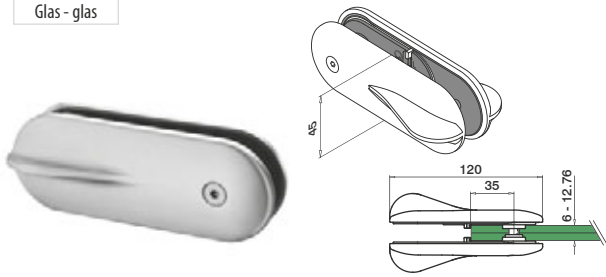
Q-INFO MOD 0281.500



Q-INFO MOD 0281.04x



Glas - glas



MOD 0282

316

OUTDOOR

14.0282.500.12



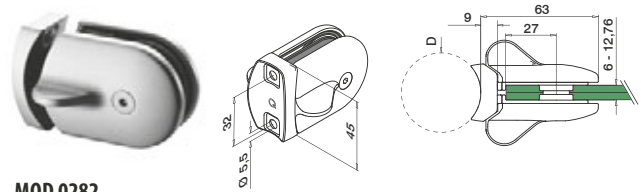
1



DESIGN
product

International Design
Model Protection

Buis - glas



MOD 0282

316

OUTDOOR

14.0282.042.12

Ø 42,4

QS-13 456



1

14.0282.048.12

Ø 48,3

QS-13 456

1

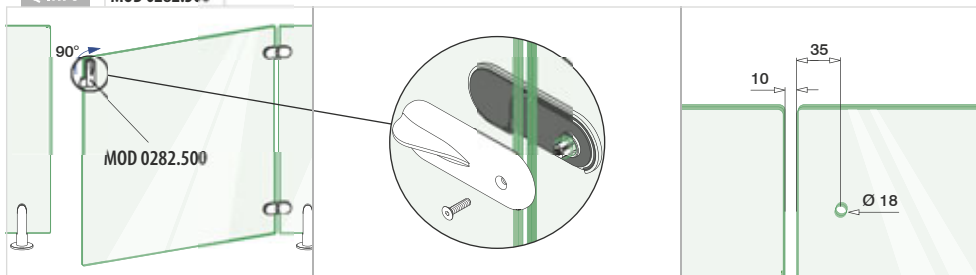


DESIGN
product

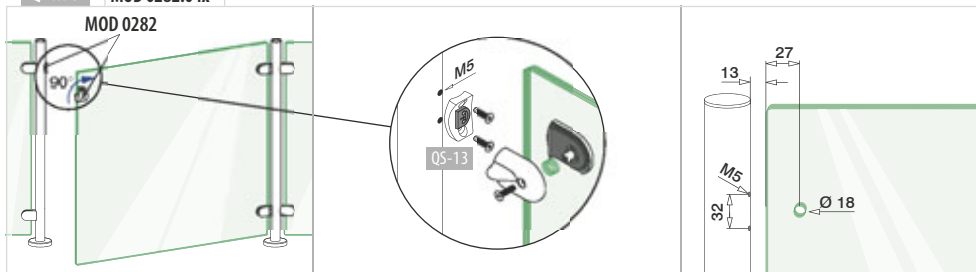
International Design
Model Protection



Q-INFO MOD 0282.500



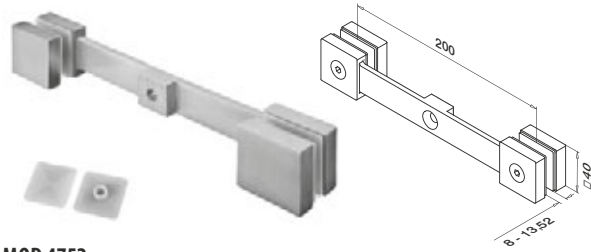
Q-INFO MOD 0282.04x



Q-INFO



Glasadapters - Spider

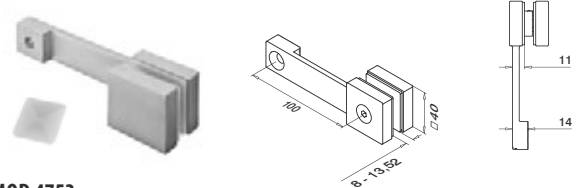


MOD 4752

304		
INDOOR		
13.4752.000.12	QS-19 456	2
316		
OUTDOOR		
14.4752.000.12	QS-20 456	2



International Design Model Protection



MOD 4753

304		
INDOOR		
13.4753.000.12	QS-19 456	2
316		
OUTDOOR		
14.4753.000.12	QS-20 456	2



International Design Model Protection

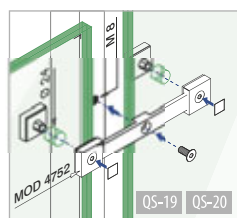
DUO LINE - Bevestigingsadapters voor Spider glasadapters



MOD 4724

316		
OUTDOOR		
14.4724.000.12	QS-20 456	2

Q-INFO MOD 4752



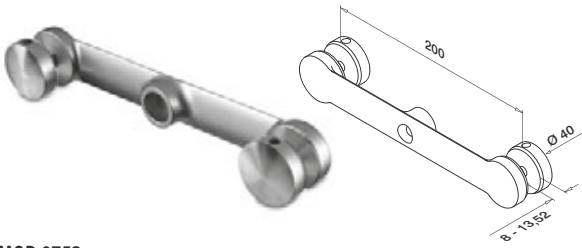
Q-INFO



Q-23
Q-cleaner
19.0601.000.00

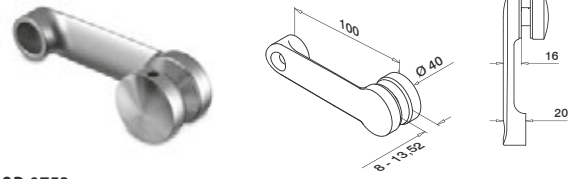


Glasadapters - Spider



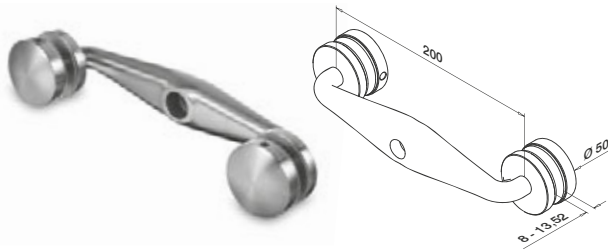
MOD 0752

304		
INDOOR		
13.0752.000.12	QS-21 456	2



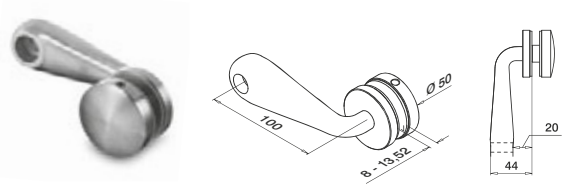
MOD 0753

304		
INDOOR		
13.0753.000.12	QS-21 456	2



MOD 0750

304		
INDOOR		
13.0750.000.12	QS-31 456	2
316		
OUTDOOR		
14.0750.000.12	QS-72 456	2




MOD 0751

304		
INDOOR		
13.0751.000.12	QS-31 456	2
316		
OUTDOOR		
14.0751.000.12	QS-72 456	2



Adapters voor Glasadapters - Spider

Voor vlak



MOD 0724

304		
INDOOR		
13.0724.000.12	2	
316		
OUTDOOR		
14.0724.000.12	2	



Voor buis



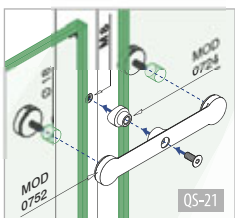
MOD 0724

304		
INDOOR	D	
13.0724.042.12	Ø 42,4	2
13.0724.048.12	Ø 48,3	2
316		
OUTDOOR	D	
14.0724.042.12	Ø 42,4	2
14.0724.048.12	Ø 48,3	2

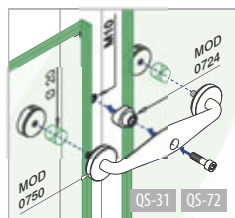


Bevestigingsmateriaal dient apart te worden besteld.

Q-INFO MOD 0752 / 0724



Q-INFO MOD 0750 / 0724

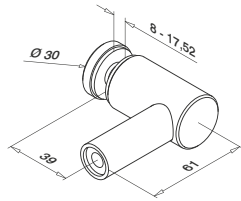




Q-railing

Glasadapters - Spider - Ø 30 mm

Vlak - glas



MOD 0754

316

OUTDOOR

14.0754.000.12

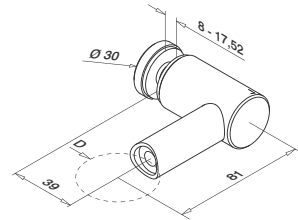
QS-30 456

4



International Design
Model Protection

Buis - glas



MOD 0754

316

OUTDOOR

14.0754.042.12

Ø 42,4

QS-30 456

4

14.0754.048.12

Ø 48,3

QS-30 456

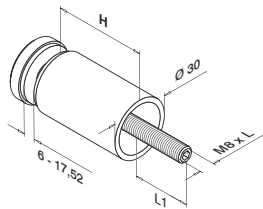
4



International Design
Model Protection

Glasadapters - Ø 30 mm

Vlak - glas



MOD 0746

304

INDOOR

13.0746.200.12

H

20

60

L

14 - 26

L1

4

13.0746.300.12

30

70

14 - 26

4

13.0746.400.12

40

80

14 - 26

4

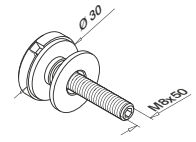
13.0746.500.12

50

90

14 - 26

4



MOD 0740

304

INDOOR

13.0740.000.12

4

NEW

13.0740.000.10

4

316

OUTDOOR

14.0740.000.12

4

NEW

14.0740.000.10

4



Q-INFO

304

316

MOD 0740 Afwerkingen

Geslepen

Gepolijst



13.0740.000.12

14.0740.000.12



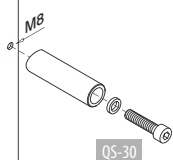
13.0740.000.10

14.0740.000.10

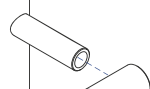
Q-INFO

MOD 0754

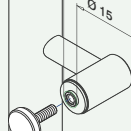
1



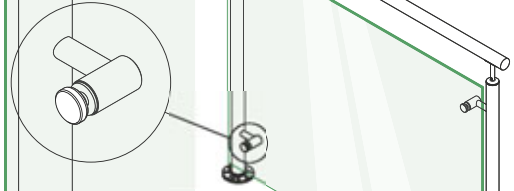
2



3

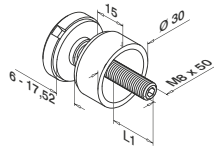


4



Glasadapters - Ø 30 mm

Vlak - glas



MOD 0746

304

INDOOR	L1	
13.0746.000.12	10 - 22	4
NEW 13.0746.000.10	10 - 22	4

316

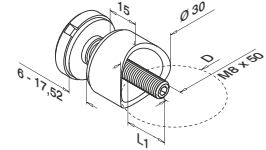
OUTDOOR	L1	
14.0746.000.12	10 - 22	4
NEW 14.0746.000.10	10 - 22	4

Zamak

INDOOR	L1	
10.0746.000...	10 - 22	4



Buis - glas



MOD 0746

304

INDOOR	D	L1	
13.0746.033.12	Ø 33,7	10 - 22	4
13.0746.042.12	Ø 42,4	10 - 22	4
13.0746.048.12	Ø 48,3	10 - 22	4

316

OUTDOOR	D	L1	
14.0746.033.12	Ø 33,7	10 - 22	4
14.0746.042.12	Ø 42,4	10 - 22	4
14.0746.048.12	Ø 48,3	10 - 22	4
14.0746.060.12	Ø 60,3	10 - 22	4

Zamak

INDOOR	D	L1	
10.0746.033...	Ø 33,7	10 - 22	4
10.0746.042...	Ø 42,4	10 - 22	4



Vlak - glas

Q-INFO

Zamak

MOD 0746.000 Afwerkingen



10.0746.000.31

10.0746.000.32

10.0746.000.00

10.0746.000.16

10.0746.000.19

Buis

Q-INFO

Zamak

MOD 0746.0xx Afwerkingen



10.0746.0...00

10.0746.0...19

Q-INFO

304

316

MOD 0746.000 Afwerkingen



13.0746.000.12

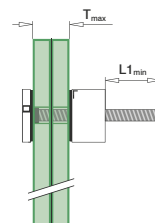
14.0746.000.12

13.0746.000.10

14.0746.000.10

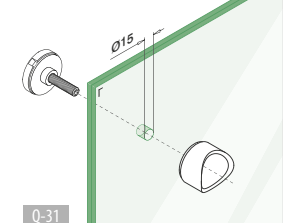
Q-INFO

MOD 0746



Q-INFO

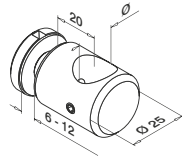
MOD 0746.0xx



Q-31

Glasadapters - Ø 25 mm

Glas - staf



MOD 0746 - Ø 25 mm

304

INDOOR	Ø	
13.0746.016.12	16	4

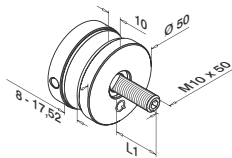
316

OUTDOOR	Ø	
14.0746.012.12	12	4



Glasadapters - Ø 50 mm

Vlak - glas



MOD 0747

304

INDOOR	L1	
13.0747.000.12	10 - 20	2

316

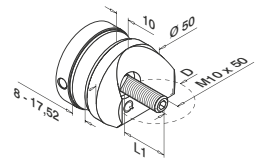
OUTDOOR	L1	
14.0747.000.12	10 - 20	2

Zamak

	L1	
10.0747.000...	10 - 20	2



Buis - glas



MOD 0747 - Ø 42,4 / Ø 48,3 mm

304

INDOOR	D	L1	
13.0747.042.12	Ø 42,4	10 - 20	2
13.0747.048.12	Ø 48,3	10 - 20	2

316

OUTDOOR	D	L1	
14.0747.042.12	Ø 42,4	10 - 20	2



Vlak - glas

Q-INFO

Zamak

MOD 0747.000 Afwerkingen

Onbewerkt

RVS look

10.xxxx.xxx.20 = OUTDOOR

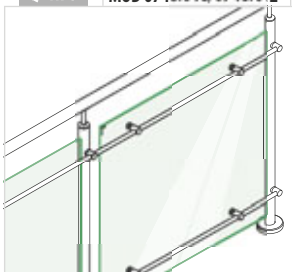


10.0747.000.00

10.0747.000.20

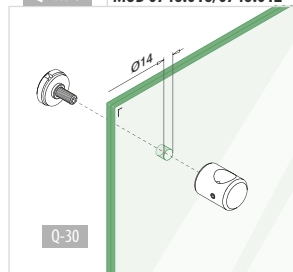
Q-INFO

MOD 0746.016/0746.012



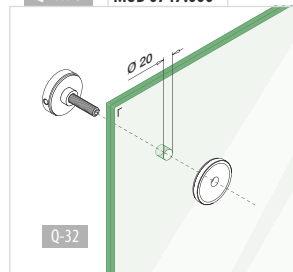
Q-INFO

MOD 0746.016/0746.012



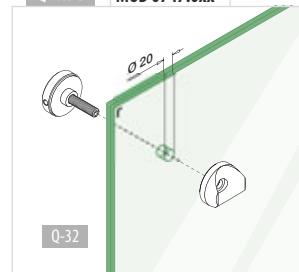
Q-INFO

MOD 0747.000



Q-INFO

MOD 0747.0xx





4

D LINE



d line
HANDRAIL SYSTEM

Deens design van *Knud Holscher.*

"De expressieve en minimalistische uitstraling van RVS design komt volledig tot z'n recht in het d line handrailingsysteem. Deze productgroep is prachtig om te zien en functioneel in gebruik. Maar ook zeer eenvoudig te installeren en aan te passen. d line is het handrailingsysteem voor de meest uitdagende ontwerpen, zonder concessies te doen aan schoonheid."



Vloeiend design: een natuurlijke aansluiting



Een nieuwe generatie

d line staat allereerst voor flexibiliteit. Het complete, modulaire systeem bestaat uit harmonieus op elkaar aansluitende onderdelen. Dit biedt onbeperkte creatieve vrijheid. Of het nu gaat om een hoogteverandering, een 'lastige' hoek of uitdagende trappenhuizen: met de afzonderlijke modules kunt u letterlijk alle kanten op. Zonder de schoonheid van het ontwerp ook maar het minste geweld aan te doen.

Het systeem garandeert een naadloze afwerking. En de ontwerpgedachte is overal gelijk, dus hoe u de onderdelen ook combineert:

u realiseert altijd een herkenbare, doorlopende lijn.

Met zijn strakke, transparante look behoort d line tot de designtop. Het minimalistische karakter van het systeem laat alle vrijheid voor licht en ruimte.

Blauwdruk voor kwaliteit

Binnen het d line concept zijn glas en RVS 316 perfect in balans. Hierdoor is deze serie niet alleen elegant, maar ook zeer duurzaam. Bovendien is d line zeer betrouwbaar als het gaat om veiligheid: het materiaal kan krachten opvangen tot 3kN. En de complete serie voldoet aan de veiligheidsvoorschriften van toonaangevende instituten, zoals British Standard.

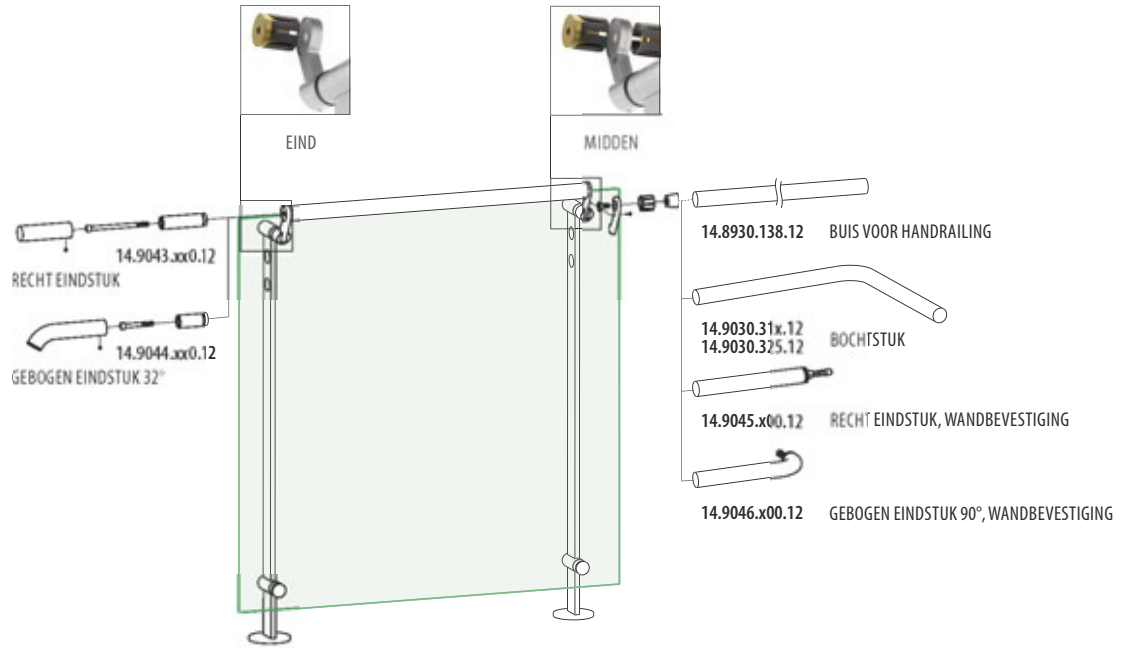
Intuïtieve techniek

We leveren bepaalde onderdelen montageklaar aan, zodat u sneller en makkelijker kunt werken. Hierdoor kunt u de installatiewerkzaamheden uitstellen tot alle ruwbouwactiviteiten zijn afgerond. Zo voorkomt u beschadiging van de onderdelen en houdt u de werkruimte vrij voor anderen. d line is niet alleen makkelijk te installeren, te demonteren en te veranderen, maar ook aan te passen aan de beschikbare ruimte. Dankzij het tijdloze design en de flexibele montage vindt u in d line het handrailingsysteem dat klaar is voor de toekomst.





Systemarchitectuur



Inhoudsopgave

BALUSTERRAILING SYSTEEM - TOP MONTAGE		BALUSTERRAILING SYSTEEM - ZIJMONTAGE				
SPIGOT FIXING 417	SPIGOT FIXING GLASS LINK 419	TWO POINT FIXING 421	BLOK FIXING 423	BLOK FIXING FULL GLASS 425	BLOK FIXING FULL GLASS 425	BLOK FIXING FULL GLASS 425
	HANDRAILINGSTEUNEN					
	GLASBEVESTIGING 429	GLASBEVESTIGING, PAAR 431	WANDBEVESTIGING MET ROZET 433	WANDBEVESTIGING ZONDER ROZET 435		
	HANDRAILINGONDERDELEN				LOSSE PRODUCTEN	
	BUIJS / OMNIBEND 437	BOCHTSTUKKEN 439	EINDSTUKKEN 441	EINDSTUKKEN WANDBEVESTIGING 443	LOSSE PRODUCTEN 445 - 449	

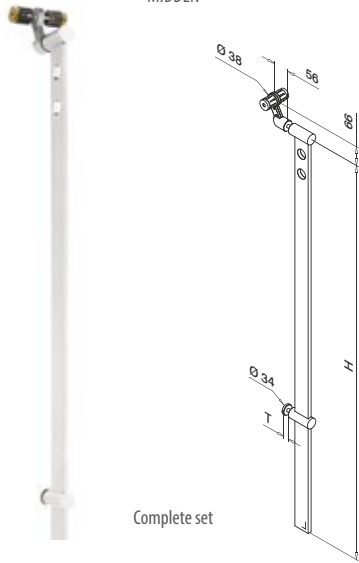
D LINE



Spigot
Fixing



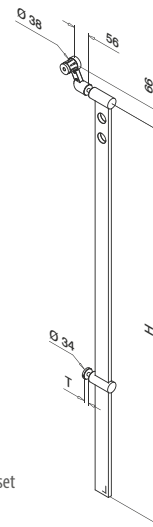
MIDDEN



Complete set



EIND

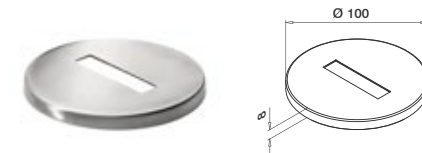
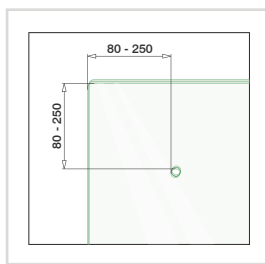
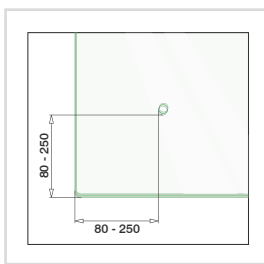


Complete set

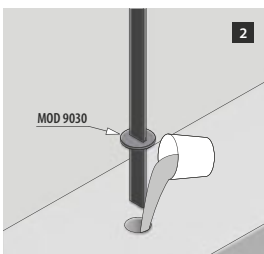
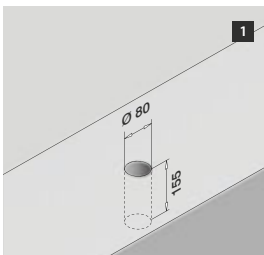
MIDDEN	Geslepen		
SPIGOT FIXING (ADAPTERBEVESTIGING)			
316	T	H	
14.9058.092.12	10-12	1200	1
14.9058.096.12	12,76-16	1200	1
14.9058.099.12	16,76-20	1200	1
14.9058.095.12	21,52-25,52	1200	1
14.9058.112.12	10-12	1400	1
14.9058.116.12	12,76-16	1400	1
14.9058.119.12	16,76-20	1400	1
14.9058.115.12	21,52-25,52	1400	1



EIND	Geslepen		
SPIGOT FIXING (ADAPTERBEVESTIGING)			
316	T	H	
14.9057.092.12	10-12	1200	1
14.9057.096.12	12,76-16	1200	1
14.9057.099.12	16,76-20	1200	1
14.9057.095.12	21,52-25,52	1200	1
14.9057.112.12	10-12	1400	1
14.9057.116.12	12,76-16	1400	1
14.9057.119.12	16,76-20	1400	1
14.9057.115.12	21,52-25,52	1400	1



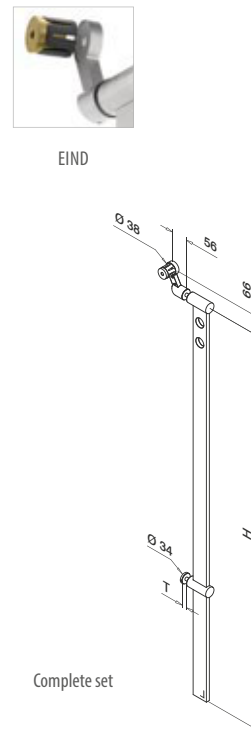
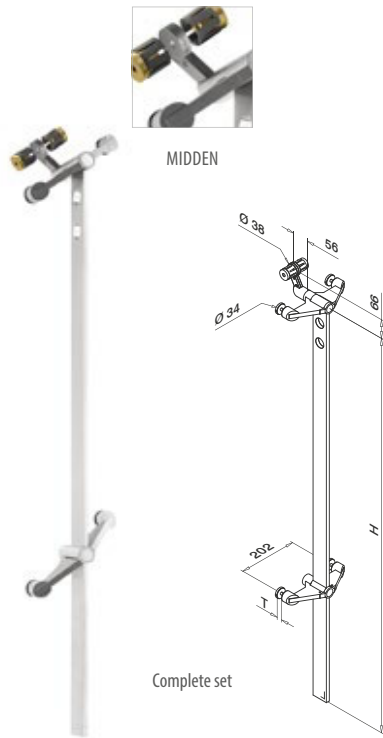
Ø 100	Geslepen
AFDEKKAP	
316	
14.9030.660.12	2



D LINE



Spigot
Fixing
Glass Link

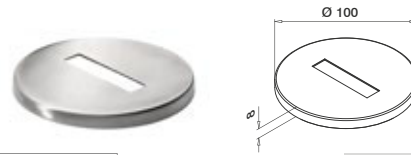


MIDDEN		Geslepen	
SPIGOT FIXING GLASS LINK (SPIDERBEVESTIGING)			
316	T	H	
14.9056.092.12	10-12	1200	1
14.9056.096.12	12,76-16	1200	1
14.9056.099.12	16,76-20	1200	1
14.9056.095.12	21,52-25,52	1200	1
14.9056.112.12	10-12	1400	1
14.9056.116.12	12,76-16	1400	1
14.9056.119.12	16,76-20	1400	1
14.9056.115.12	21,52-25,52	1400	1



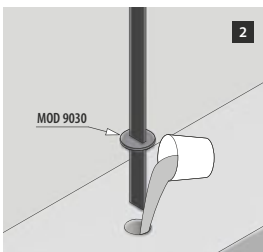
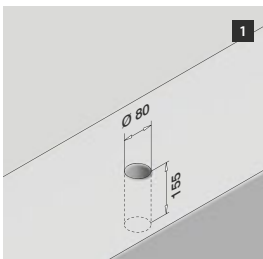
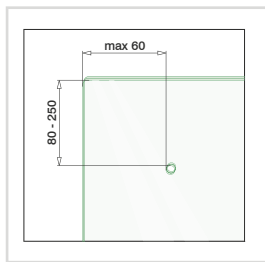
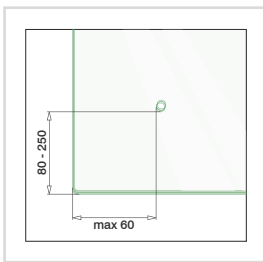


EIND	
316	

Zie Spigot Fixing

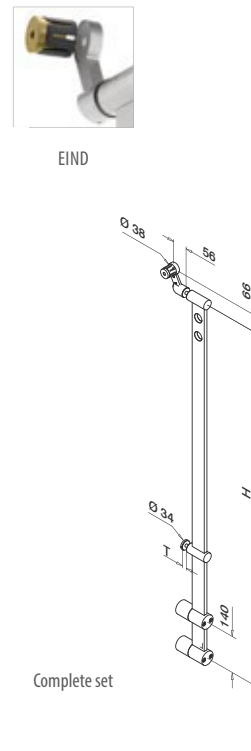
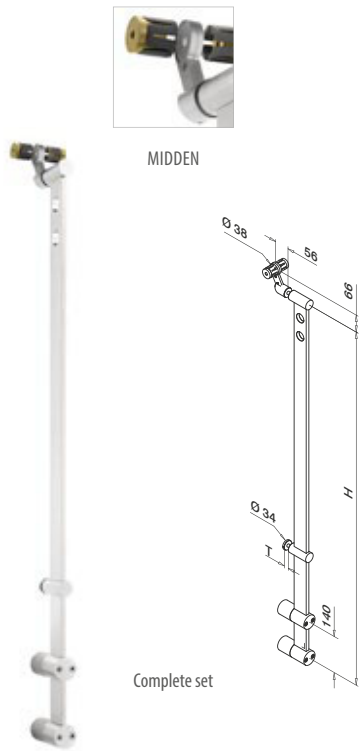


AFDEKKAP		Geslepen
316		
14.9030.660.12		2





Two Point Fixing


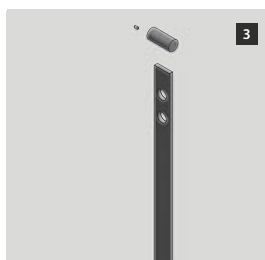
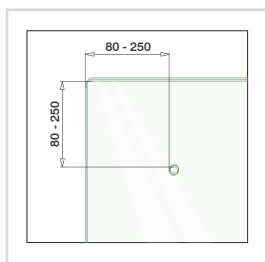
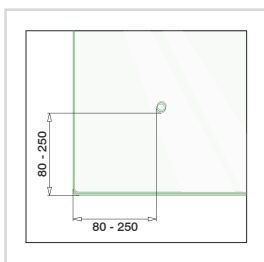


MIDDEN	Geslepen		
TWO POINT FIXING (ZIJMONTAGE MET 2 ADAPTERS)			
316	T	H	
14.9051.092.12	10-12	1200 (900)	1
14.9051.096.12	12,76-16	1200 (900)	1
14.9051.099.12	16,76-20	1200 (900)	1
14.9051.095.12	21,52-25,52	1200 (900)	1
14.9051.112.12	10-12	1400 (1100)	1
14.9051.116.12	12,76-16	1400 (1100)	1
14.9051.119.12	16,76-20	1400 (1100)	1
14.9051.115.12	21,52-25,52	1400 (1100)	1

EIND	Geslepen		
TWO POINT FIXING (ZIJMONTAGE MET 2 ADAPTERS)			
316	T	H	
14.9052.092.12	10-12	1200 (900)	1
14.9052.096.12	12,76-16	1200 (900)	1
14.9052.099.12	16,76-20	1200 (900)	1
14.9052.095.12	21,52-25,52	1200 (900)	1
14.9052.112.12	10-12	1400 (1100)	1
14.9052.116.12	12,76-16	1400 (1100)	1
14.9052.119.12	16,76-20	1400 (1100)	1
14.9052.115.12	21,52-25,52	1400 (1100)	1

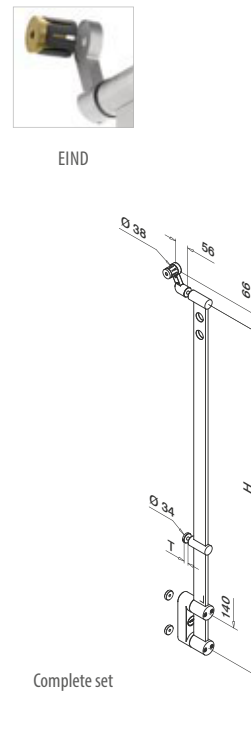
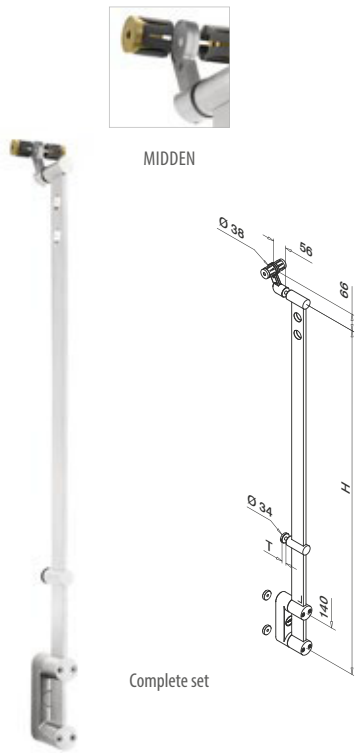
464

464



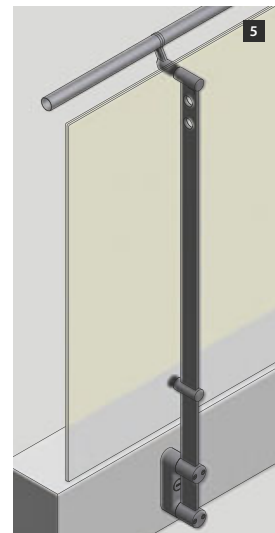

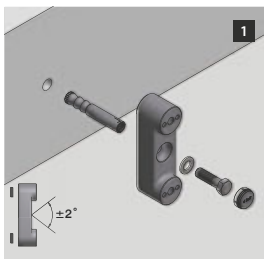
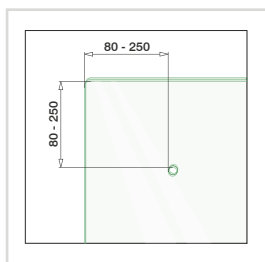
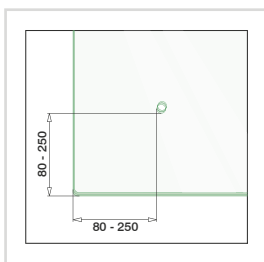


Blok Fixing



MIDDEN			Geslepen
BLOK FIXING (GLASADAPTERBEVESTIGING)			
316	T	H	
14.9061.092.12	10-12	1200 (900)	1
14.9061.096.12	12,76-16	1200 (900)	1
14.9061.099.12	16,76-20	1200 (900)	1
14.9061.095.12	21,52-25,52	1200 (900)	1
14.9061.112.12	10-12	1400 (1100)	1
14.9061.116.12	12,76-16	1400 (1100)	1
14.9061.119.12	16,76-20	1400 (1100)	1
14.9061.115.12	21,52-25,52	1400 (1100)	1

EIND			Geslepen
BLOK FIXING (GLASADAPTERBEVESTIGING)			
316	T	H	
14.9062.092.12	10-12	1200 (900)	1
14.9062.096.12	12,76-16	1200 (900)	1
14.9062.099.12	16,76-20	1200 (900)	1
14.9062.095.12	21,52-25,52	1200 (900)	1
14.9062.112.12	10-12	1400 (1100)	1
14.9062.116.12	12,76-16	1400 (1100)	1
14.9062.119.12	16,76-20	1400 (1100)	1
14.9062.115.12	21,52-25,52	1400 (1100)	1



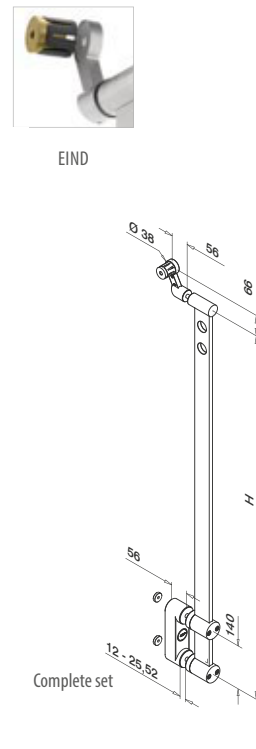
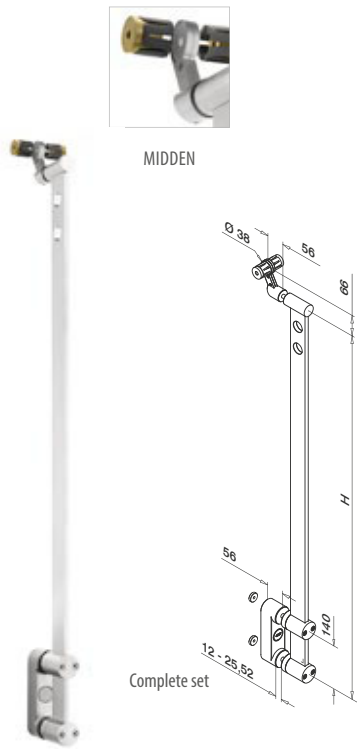


Dokument
Personale
←
Marketing
Supply & Support
→



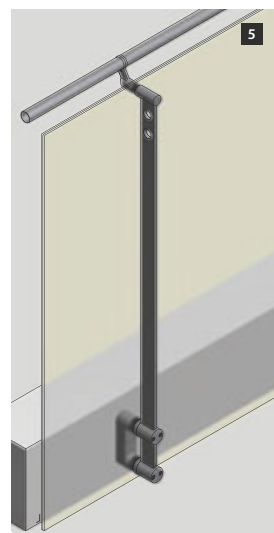
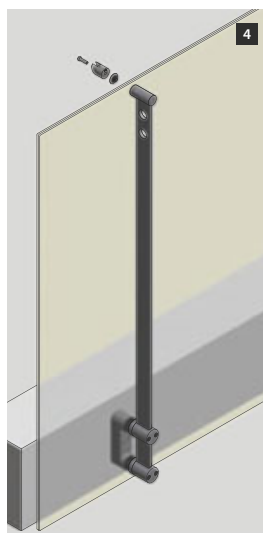
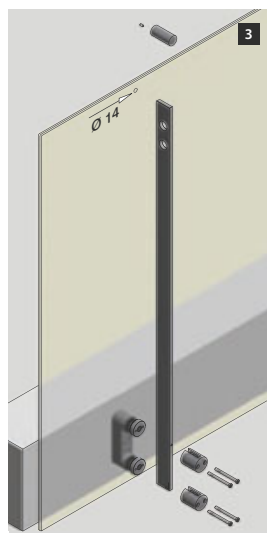
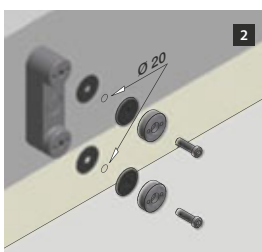
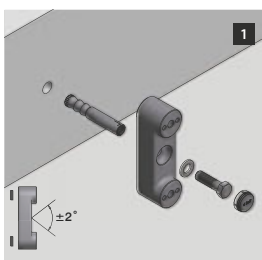
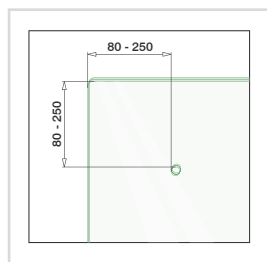
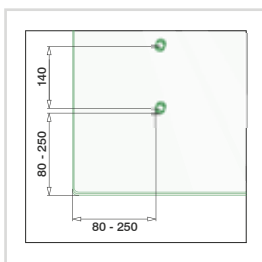
Blok Fixing Full Glass





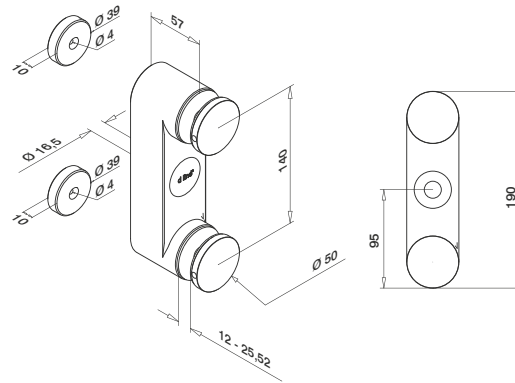
MIDDEN	Geslepen		
BLOK FIXING FULL GLASS (VOOR DOORLOPEND GLAS)			
316	T	H	
14.9032.090.12	12-25,52	1200 (900)	1
14.9032.110.12	12-25,52	1400 (1100)	1

EIND	Geslepen		
BLOK FIXING FULL GLASS (VOOR DOORLOPEND GLAS)			
316	T	H	
14.9033.090.12	12-25,52	1200 (900)	1
14.9033.110.12	12-25,52	1400 (1100)	1





Blok
Easy Glass

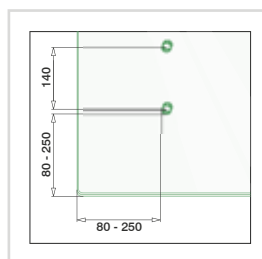

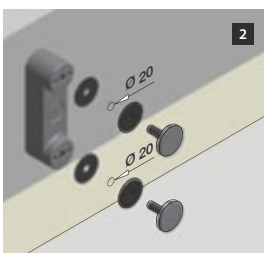
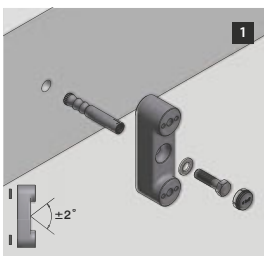


Geslepen

BLOK EASY GLASS		
316	T	
14.9031.025.12	12-25,52	1



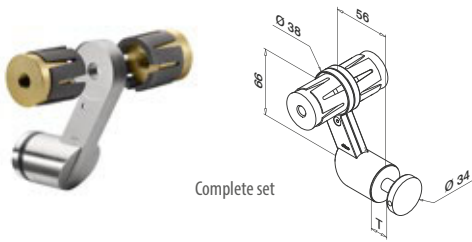
D LINE





Glas- bevestiging

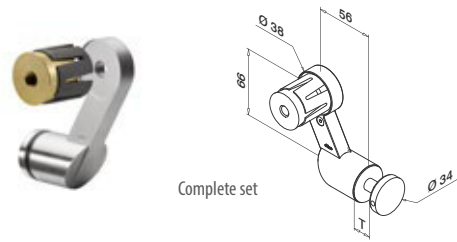
KORT MIDDEN



MIDDEN	Geslepen	
316	T	
14.9041.302.12	10-12	1
14.9041.306.12	12,76-16	1
14.9041.309.12	16,76-20	1
14.9041.305.12	21,52-25,52	1



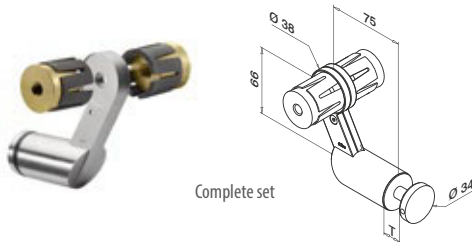
KORT EIND



EIND	Geslepen	
316	T	
14.9041.402.12	10-12	1
14.9041.406.12	12,76-16	1
14.9041.409.12	16,76-20	1
14.9041.405.12	21,52-25,52	1



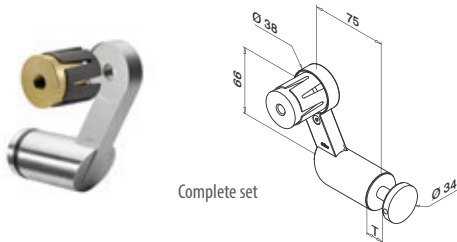
LANG MIDDEN



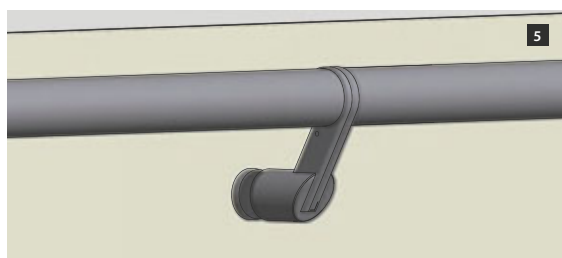
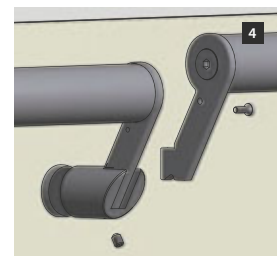

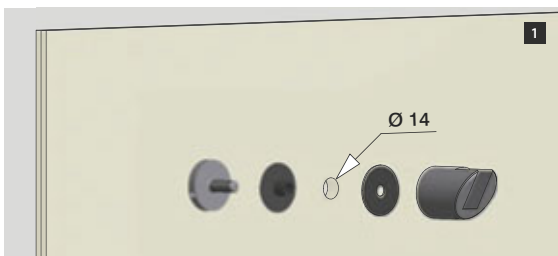
MIDDEN	Geslepen	
316	T	
14.9041.502.12	10-12	1
14.9041.506.12	12,76-16	1
14.9041.509.12	16,76-20	1
14.9041.505.12	21,52-25,52	1



LANG EIND



EIND	Geslepen	
316	T	
14.9041.602.12	10-12	1
14.9041.606.12	12,76-16	1
14.9041.609.12	16,76-20	1
14.9041.605.12	21,52-25,52	1



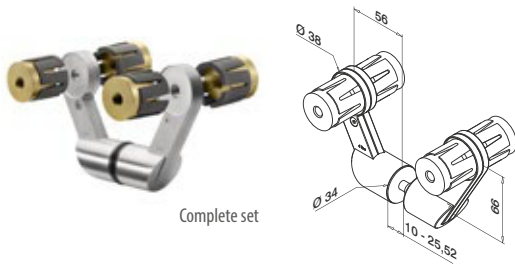


Glas-
bevestiging,
paar

d line

d line

KORT MIDDEN

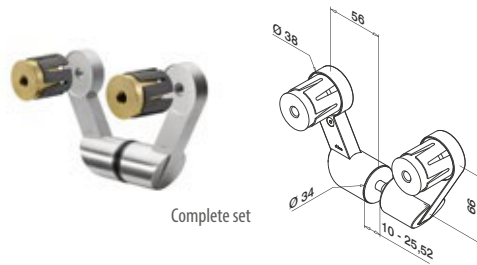


Complete set

MIDDEN	Geslepen	
HANDRAILINGSTEUN, GLASBEVESTIGING, PAAR		
316	T	
14.9041.100.12	10-25,52	1



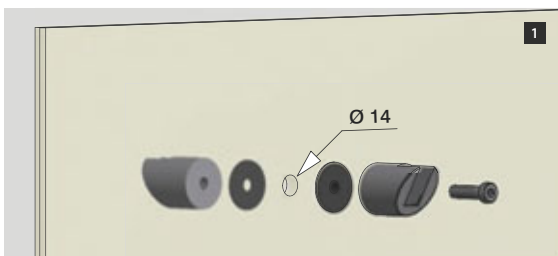


LANG EIND



Complete set

EIND	Geslepen	
HANDRAILINGSTEUN, GLASBEVESTIGING, PAAR		
316	T	
14.9041.200.12	10-25,52	1

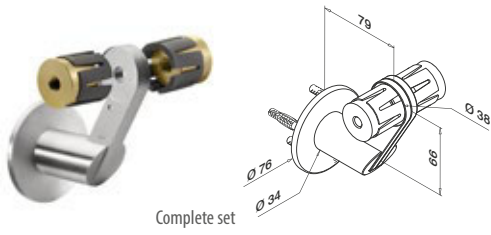




Wand-
bevestiging



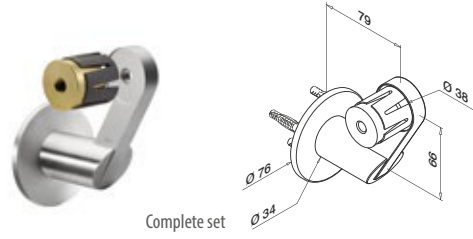
LANG MIDDEN



Complete set



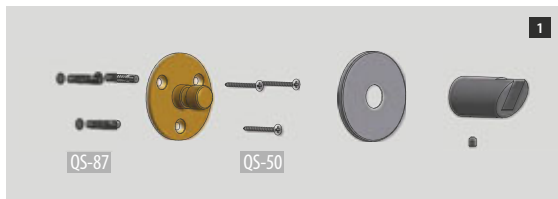
MIDDEN	Geslepen
HANDRAILINGSTEUN, WANDBEVESTIGING - MET ROZET	
316	
14.9036.010.12	1
	QS-50 455 / QS-87 458
Inclusief schroeven en pluggen	

LANG EIND



Complete set

EIND	Geslepen
HANDRAILINGSTEUN, WANDBEVESTIGING - MET ROZET	
316	
14.9036.110.12	1
	QS-50 455 / QS-87 458
Inclusief schroeven en pluggen	

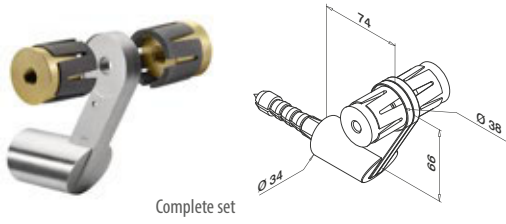




Wand-
bevestiging
zonder
rozet



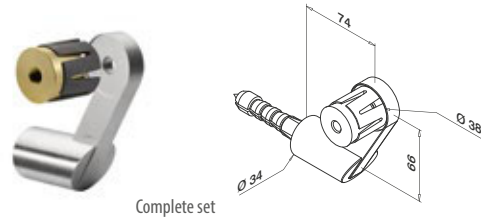
LANG MIDDEN





MIDDEN	Geslepen
HANDRAILINGSTEUN, WANDBEVESTIGING - ZONDER ROZET	
316	
14.9036.020.12	1



LANG EIND



EIND	Geslepen
HANDRAILINGSTEUN, WANDBEVESTIGING - ZONDER ROZET	
316	
14.9036.120.12	1





Buis /
Omnibend

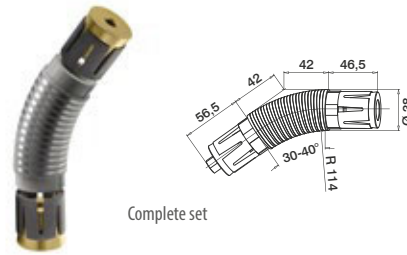
Buis voor handrailing



Ø 38	Geslepen
BUIS VOOR HANDRAILING	
316	L
14.8930.138.12	3000
	1


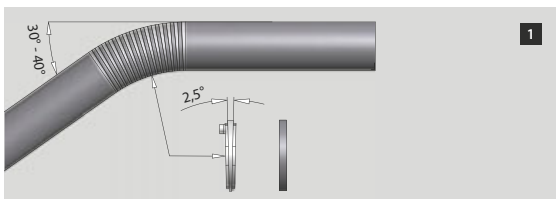



Omnibend



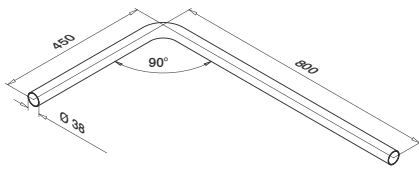
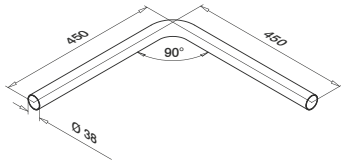
Complete set

Ø 38	Geglasstraald
OMNIBEND 30 - 40° (FLEXIBELE VERBINDER)	
316	
14.9042.100.01	1

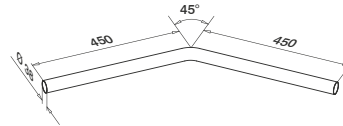




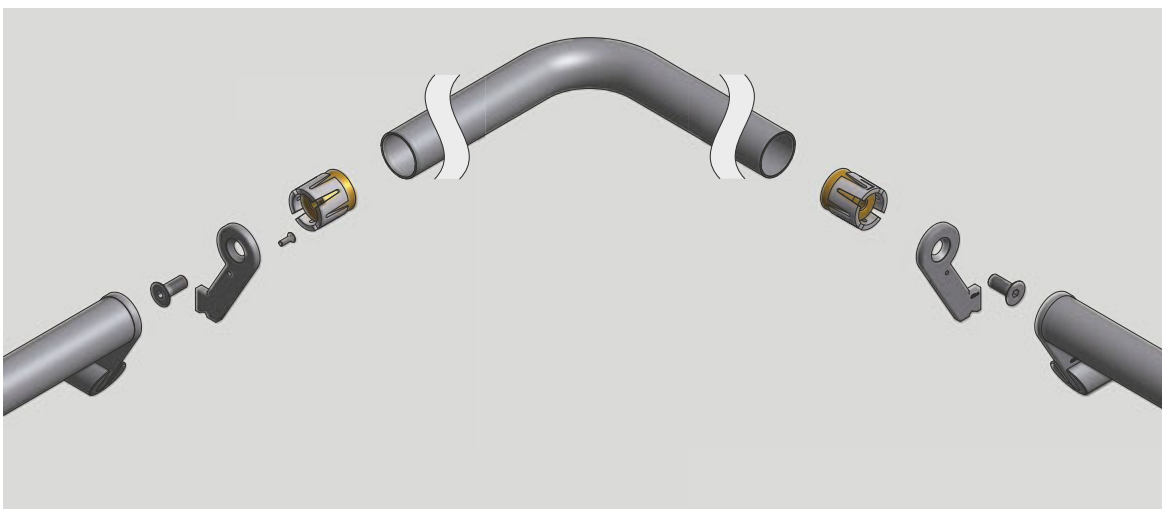
Bocht-
stukken



Ø 38		Geslepen
BOCHTSTUK 90°		
316	L	
14.9030.310.12	450 x 450	1
14.9030.315.12	450 x 800	1

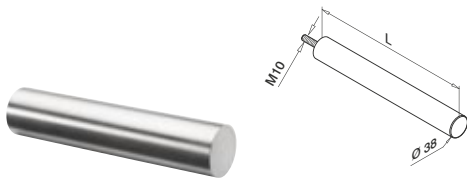



Ø 38		Geslepen
BOCHTSTUK 45°		
316	L	
14.9030.325.12	450 x 450	1

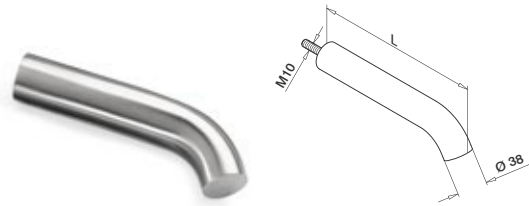





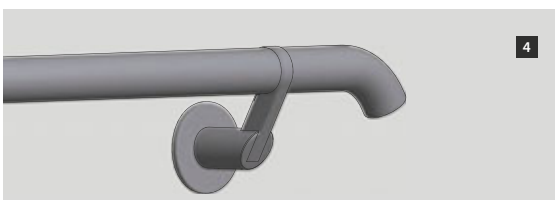
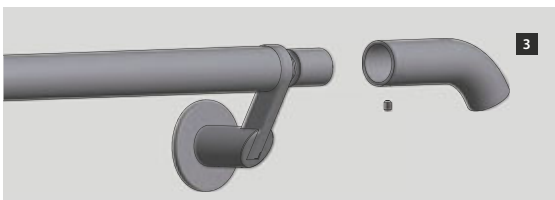

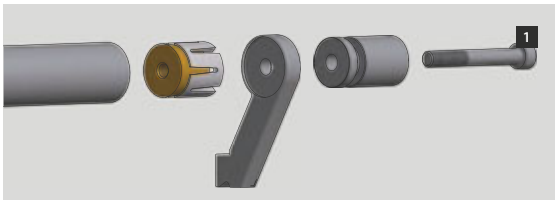
Eind-
stukken



Ø 38	Geslepen	
RECHT EINDSTUK		
316	L	
14.9043.150.12	130	1
14.9043.200.12	180	1
14.9043.250.12	230	1
14.9043.300.12	280	1
14.9043.350.12	330	1

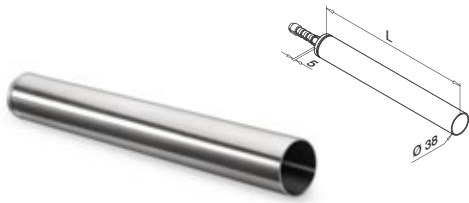



Ø 38	Geslepen	
GEBOGEN EINDSTUK 32°		
316	L	
14.9044.150.12	150	1
14.9044.200.12	200	1
14.9044.250.12	250	1
14.9044.300.12	300	1
14.9044.350.12	350	1

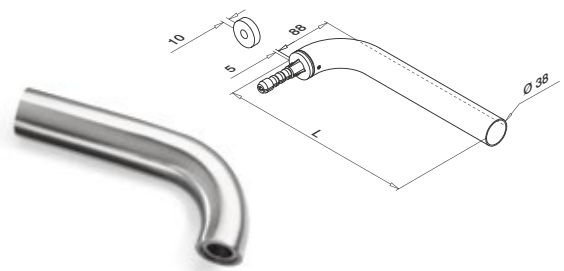





Eind-
stukken
wand-
bevestiging

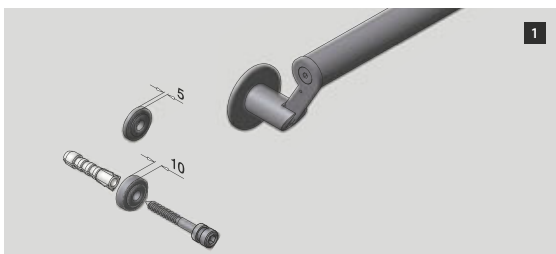


Ø 38	Geslepen	
RECHT EINSTUK, WANDBEVESTIGING		
316	L	
14.9045.300.12	300	1
14.9045.800.12	800	1



Ø 38	Geslepen	
GEBOGEN EINSTUK 90°, WANDBEVESTIGING		
316	L	
14.9046.300.12	300	1
14.9046.800.12	800	1

D LINE

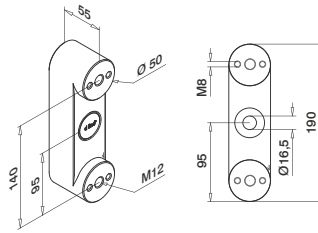




Losse
producten

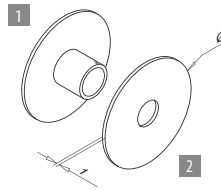


Blok adapter



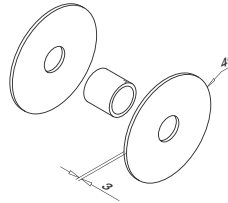
		Geglastraald
BLOK ADAPTER		
316		
14.9030.010.01		1

Rubberen ring voor glasadapter



		Ø 33
RUBBEREN RING VOOR GLASADAPTER		
19.5030.034.00	1	8
19.5060.034.00	2	8

Kunststof inlay voor glasadapter

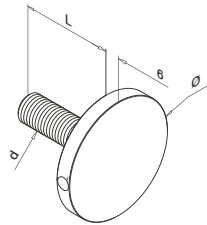


		Ø 49
19.5031.149.00	2	8
19.5032.149.00	1	8

		Ø 49
KUNSTSTOF INLAY VOOR GLASADAPTER		
19.9037.050.00		4

Voor Blok Easy Glass

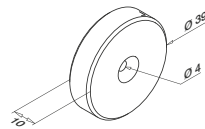
Glasbevestigingsadapter



		Geslepen		
GLASBEVESTIGINGSADAPTER				
316	T	L	d	
14.9050.012.12	10-12	21	M8	2
14.9050.016.12	12,76-16	25	M8	2
14.9050.019.12	16,76-20	29	M8	2
14.9050.025.12	21,52-25,52	35	M8	2

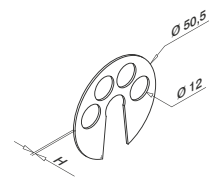
		Ø 50		
316	T	L	d	
14.9049.026.12	12-25,52	45	M12	2

Afstandsschijf



		Ø 39	
AFSTANDSSCHIJF			
316	H		
14.9030.015.00	10		2

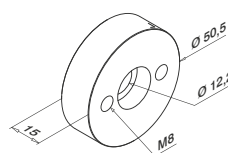
Voor Blok adapter



		Ø 50,5	
316	H		
14.9030.017.00	0,5		2
14.9030.018.00	1,0		2

Voor Two Point Fixing

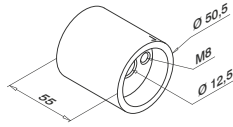
Glasadapterplaat



		Ø 50,5	
GLASADAPTERPLAAT			
316			
14.9030.020.12			2

voor Blok Fixing Full Glass

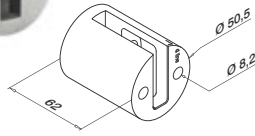
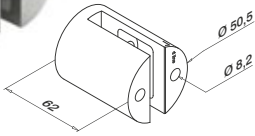
Adapter



Ø 50,5	Geglasstraald	
ADAPTER		
316		
14.9030.012.01		2

voor Two Point Fixing

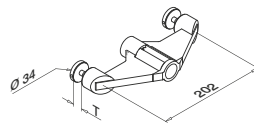
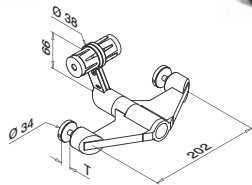
Balustersteun



BOVENKANT	Geslepen	
BALUSTERSTEUN		
316		
14.9030.030.12		2

ONDERKANT		
316		
14.9030.025.12		2

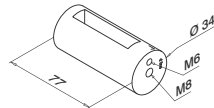
Glasadapter Glass Link



BOVENKANT	Geslepen	
GLASADAPTER GLASS LINK		
316	T	
14.9059.102.12	10-12	1
14.9059.106.12	12,76-16	1
14.9059.109.12	16,76-20	1
14.9059.105.12	21,52-25,52	1

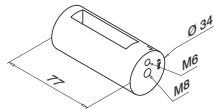
ONDERKANT		
316	T	
14.9059.202.12	10-12	1
14.9059.206.12	12,76-16	1
14.9059.209.12	16,76-20	1
14.9059.205.12	21,52-25,52	1

Bevestigingsadapter voor glas / handrailingsteun



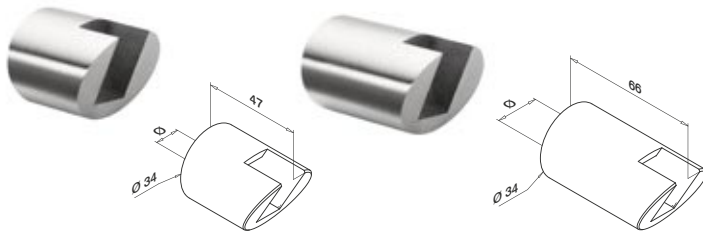
BOVENKANT	Geslepen	
BEVESTIGINGSADAPTER VOOR GLAS / HANDRAILINGSTEUN		
316		
14.9030.035.12		2

Bevestigingsadapter glas



ONDERKANT	Geslepen	
BEVESTIGINGSADAPTER GLAS		
316		
14.9030.037.12		2

Adapter voor handrailingsteun



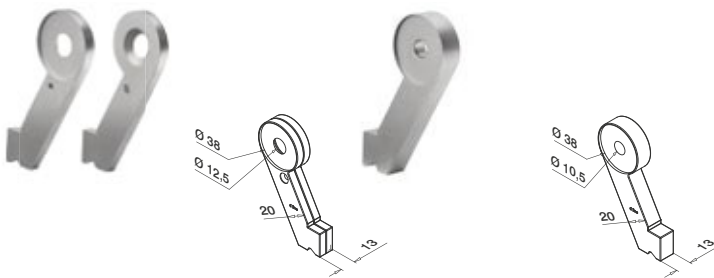
KORT		Geslepen	
ADAPTER VOOR HANDRAILINGSTEUN			
316	Ø		
14.9030.110.12	8,5	voor balusters	2
14.9030.120.12	M8	voor glas	2
LANG			
316	Ø		
14.9030.115.12	20	voor wand	2

Rozet voor handrailingsteun



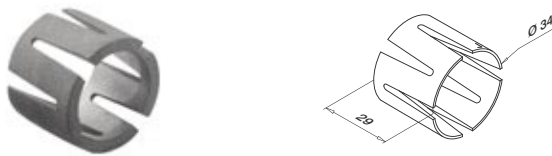
		Geslepen	
ROZET VOOR HANDRAILINGSTEUN			
316			
14.9063.321.12			2
QS-50 455 / QS-87 458			
Te combineren met handrailingadapter 14.0930.115.12.			

Handrailingsteun



MIDDEN		Geglasraald	
HANDRAILINGSTEUN			
316			
14.9030.136.01			2
EIND			
316			
14.9030.125.01			2

Klemring



Ø 34	Aluminium	
KLEMRING		
16.9030.230.00		2

Klemcone



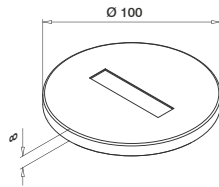
Ø 33	Messing	
KLEMCONE		
09.9030.245.00		2

Baluster



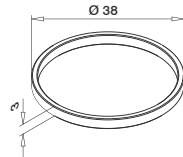
		Geslepen
BALUSTER		
316	H	
14.9030.040.12	1200 (900)	1
14.9030.045.12	1400 (1100)	1

Afdekkap



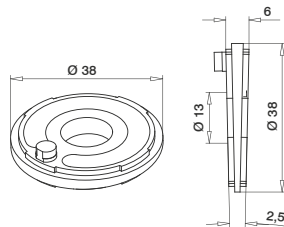
		Geslepen
AFDEKKAP		
316		
14.9030.660.12		2

Omnibend, afstandsring



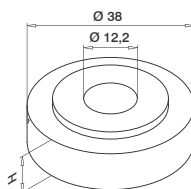
		Geglasstraald
OMNIBEND, AFSTANDSRING		
316		
14.9030.215.01		15

Omnibend, afstandsstuk



		Geglasstraald
OMNIBEND, AFSTANDSSTUK		
316		
24.9030.210.00		14

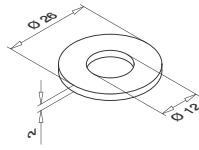
Afstandsstuk



		Geglasstraald
AFSTANDSSTUK		
316	H	
14.9047.005.01	5	2
14.9047.010.01	10	2

QS-550

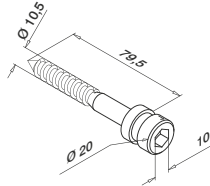
Ring



RING			
316	QS		
93.0301.226.14	QS-546		10

Te gebruiken met QS-550

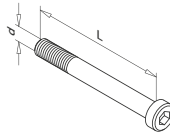
Schroef



SCHROEF			
316	QS	L	
19.9037.510.14	QS-550	100	10

Voor wandmontage

Schroef - DIN 6912



SCHROEF - DIN 6912					
316	QS	Q	d	L	
95.0710.825.14	QS-537	Q-6	M8	25	50
95.0710.870.14	QS-538	Q-6	M8	70	50
95.0710.890.14	QS-539	Q-6	M8	90	50
95.0711.235.14	QS-540	Q-8	M12	35	50



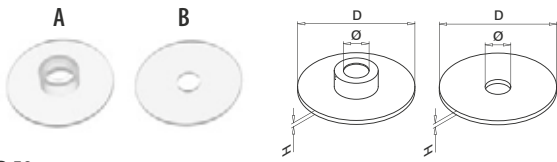
5

TOEBEHOREN

Rubbers	452	Toebehoren voor railingsystemen	468
Afdekdoppen voor schroeven	452	Verbruiksartikelen	469
Borgpennen	452	Onderhoud en reiniging	470
Overzicht Q-screws	453	Boren en tappen	471
Bevestigingsmateriaal voor glasklemmen	454	Gereedschap	472
Bevestigingsmateriaal	455	Displays	475
Bevestigingsmateriaal voor railingsystemen	459	Promotiemateriaal	475

Toebehoren

Rubbers voor glasadapters

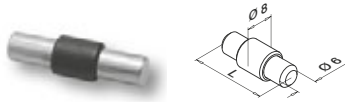


MOD 50

Toebehoren		Voor MOD	D	Ø	H	Stuks per glasadapter	
19.5032.050.00	A	0747 + 0750 + 0751 (Ø 50mm)	48	10	2	1	8
19.5031.050.00	B		48	10	2	1	8
19.5030.030.00	A	0746 + 0740 + 0754 (Ø 30 mm)	28	8	2	2	8
19.5030.025.00	A		24	6	1	1	8
19.5060.025.00	B	0746 (Ø 25 mm)	24	6	1	1	8
19.5030.050.00	A	0148 + 0117 + 9350 (Ø 50 mm)	48	8	2	2	8
19.5039.040.00	A		38	8	2	1	8
19.5038.040.00	B	0752 + 0753	38	8	2	1	8

Toebehoren

Borgpennen voor glasklemmen en plaatbevestigingsadapters



MOD 5015

Toebehoren		Voor MOD	L	
19.5015.022.00		22, 28, 29, 42, 2800	22	4
19.5015.025.00		26	25	4
19.5015.030.00		24, 6000	30	4
NEW 19.5015.034.00		23	30	4

Toebehoren

Afdekdoppen



Kunststof afdekdoppen voor alle glasklemmodellen (2 stuks per glasklem)

MOD 5010

Toebehoren		Kleur	Voor MOD	
19.5010.000.00		Onbewerkt (grijs)		8
19.5010.000.16		Mat chroomkleurig		8
19.5010.000.17		Zilverkleurig	20, 21, 22,	8
19.5010.000.19		RVS look	23, 24, 25,	8
19.5010.000.21		Goudkleurig	26, 27, 42,	8
19.5010.000.31		Zwart RAL 9005	44, 46, 51,	8
19.5010.000.32		Wit RAL 9016	52, 61, 62	8
NEW 19.5010.000.33		Met poedercoating RAL 7016		8
NEW 19.5010.060.00		Onbewerkt (grijs)	28	8
NEW 19.5010.060.16		Mat chroomkleurig	28	8
NEW 19.5010.060.17		Zilverkleurig	28	8
19.5010.060.19		RVS look	28	8
NEW 19.5010.060.31		Zwart RAL 9005	28	8
NEW 19.5010.060.32		Wit RAL 9016	28	8
NEW 19.5010.060.36		Aluminium wit RAL 9006	28	8

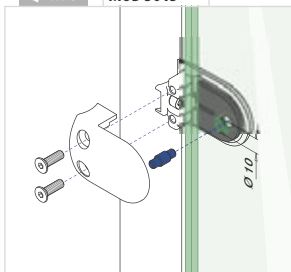


Nylon afdekdoppen voor schroeven Duo Line

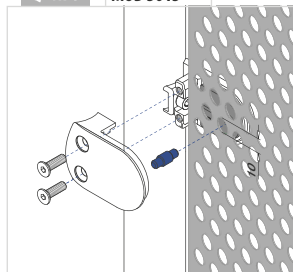
MOD 5010

Toebehoren		Kleur	Voor MOD	
19.5010.011.33		Antracietgrijs RAL 7016	9002, 9003, 9004	8
19.5010.012.33		Antracietgrijs RAL 7016	9023, 9025	8

Q-INFO MOD 5015







Q-INFO MOD 5015



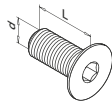
OVERZICHT Q-SCREWS

Bestel nu nog makkelijker. Een samenvatting van bladzijde 454 t/m 467.

QS			
QS-1	95.0100.850.13	50	455
QS-2	95.0100.850.14	50	455
QS-3	93.0200.760.13	50	455
QS-4	93.0200.760.14	50	455
QS-5	93.0220.525.13	50	455
QS-6	93.0220.525.14	50	455
QS-7	93.0220.538.13	50	455
QS-8	93.0230.525.13	50	455
QS-9	93.0230.525.14	50	455
QS-10	95.0511.516.13	50	455
QS-11	95.0511.516.14	50	455
QS-12	95.0670.520.13	50	456
QS-13	95.0670.520.14	50	456
QS-14	95.0670.620.13	50	456
QS-15	95.0670.625.13	50	456
QS-16	95.0670.625.14	50	456
QS-17	95.0670.630.13	50	456
QS-18	95.0670.630.14	50	456
QS-19	95.0670.825.13	50	456
QS-20	95.0670.825.14	50	456
QS-21	95.0670.840.13	50	456
QS-22	95.0670.840.14	50	456
QS-23	95.0680.620.13	50	456
QS-24	95.0680.635.13	50	456
QS-25	95.0680.660.13	50	456
QS-26	95.0680.820.13	50	454, 456
QS-27	95.0680.820.14	50	454, 456
QS-28	95.0680.820.15	50	454, 456
QS-29	95.0680.835.13	50	456
QS-30	95.0680.835.14	50	456
QS-31	95.0681.045.13	50	456
QS-32	19.4012.125.14	10	464
QS-33	19.4012.125.15	10	464
QS-34	19.4108.121.14	10	467
QS-35	19.4108.121.15	10	467
QS-36	19.4212.150.15	25	466
QS-38	93.0800.600.13	50	457
QS-39	93.0800.800.13	50	457
QS-40	93.0801.000.13	50	457
QS-41	95.0670.616.14	50	454
QS-42	95.0670.620.14	50	454
QS-43	95.0670.616.15	50	454
QS-44	95.0670.620.15	50	454
QS-45	95.0900.820.14	50	454
QS-46	93.0900.820.15	50	454
QS-47	95.0900.820.13	50	454
QS-48	95.0670.612.13	50	456
QS-49	93.0210.340.13	50	455
QS-50	93.0220.538.14	50	455
QS-51	93.0842.615.00	50	457
QS-53	95.0680.620.14	50	456
QS-54	95.0680.645.13	50	456
QS-55	93.0851.027.09	50	458
QS-56	93.0230.538.13	50	455
QS-57	93.0230.538.14	50	455
QS-58	19.4110.130.14	10	467
QS-59	19.4110.130.15	10	467
QS-60	19.4012.225.14	10	464
QS-62	19.4008.115.14	10	463
QS-63	19.4008.115.15	10	463
QS-64	19.4010.110.14	10	463
QS-65	19.4010.110.15	10	463
QS-66	93.0811.020.15	50	457
QS-67	95.0681.040.13	50	456
QS-69	93.0810.818.13	50	457
QS-70	95.0680.645.14	50	456
QS-71	95.0680.660.14	50	456
QS-72	95.0681.045.14	50	456
QS-74	95.0671.240.14	50	456
QS-80	93.0800.600.14	50	457
QS-81	93.0800.800.14	50	457
QS-82	93.0801.000.14	50	457
QS-83	95.0511.616.13	50	455
QS-84	95.0511.616.14	50	455
QS-85	95.0100.890.13	50	455
QS-86	95.0100.890.14	50	455
QS-87	93.0840.635.00	100	458
QS-89	95.0670.612.14	50	456
QS-90	95.0400.505.14	50	457

QS			
QS-91	95.0400.505.13	50	457
QS-92	95.0400.610.14	50	457
QS-93	95.0490.506.14	50	457
QS-94	95.0490.506.13	50	457
QS-200	93.0240.412.13	50	455
QS-202	95.0511.510.13	50	455
QS-203	95.0511.510.14	50	455
QS-205	95.0670.608.14	50	456
QS-207	19.4512.224.14	10	464
QS-208	19.4512.224.15	10	464
QS-211	19.4512.230.14	10	464
QS-212	19.4512.230.15	10	464
QS-213	93.4710.080.14	50	459
QS-214	93.4210.080.14	50	459
QS-215	93.0301.224.14	50	460
QS-216	93.0301.224.15	50	460
QS-217	93.0311.220.14	50	460
QS-219	93.0661.235.14	50	460
QS-221	93.0721.230.14	50	460
QS-223	93.0661.230.14	50	460
QS-225	93.0661.245.14	50	460
QS-250	93.0261.008.15	50	459
QS-251	93.0261.012.15	50	459
QS-255	93.0250.808.15	50	459
QS-256	93.0250.812.15	50	459
QS-258	93.0251.012.15	50	459
QS-261	95.0511.608.14	50	455
QS-264	93.0250.608.13	50	459
QS-265	93.0250.610.13	50	459
QS-266	93.0915.505.14	50	459
QS-270	19.4408.110.15	10	461
QS-271	19.4408.110.14	10	461
QS-272	19.4410.130.15	10	461
QS-273	19.4410.130.14	10	461
QS-274	19.4412.155.15	10	462
QS-275	19.4412.155.14	10	462
QS-276	19.4412.175.15	10	462
QS-277	19.4412.175.14	10	462
QS-278	19.4416.205.15	10	462
QS-279	19.4416.205.14	10	462
QS-503	93.0220.560.13	50	455
QS-504	93.0220.560.14	50	455
QS-505	19.4512.227.15	10	464
QS-507	19.4012.225.15	10	464
QS-512	20.0203.015.39	50	457
QS-513	93.0760.800.14	50	456
QS-514	93.0760.800.13	50	456
QS-515	93.0761.000.14	50	456
QS-516	93.0761.200.14	50	456
QS-517	93.0761.000.13	50	456
QS-518	93.0761.200.13	50	456
QS-519	19.4212.150.14	25	466
QS-520	19.4510.123.14	10	464
QS-521	19.4510.123.15	10	464
QS-528	19.4508.119.15	10	464
QS-530	95.0671.035.14	50	456
QS-531	95.0671.035.13	50	456
QS-532	95.0671.030.13	50	456
QS-533	95.0671.030.14	50	456
QS-534	95.0400.608.14	50	457
QS-535	95.0400.612.14	50	457
QS-537	95.0710.825.14	50	456
QS-538	95.0710.870.14	50	456
QS-539	95.0710.890.14	50	456
QS-540	95.0711.235.14	50	456
QS-542	95.0671.025.14	50	456
QS-547	93.0841.270.00	25	458
QS-549	19.4012.140.14	10	464
QS-551	95.0681.240.13	50	456
QS-555	93.0841.060.00	50	458
QS-556	93.0200.890.14	50	455
QS-557	19.4512.124.14	10	465
QS-558	19.4512.124.15	10	465
QS-559	19.4512.127.14	10	465
QS-560	19.4712.110.14	25	466
QS-561	19.4712.110.15	25	466
QS-562	19.4712.130.14	25	466
QS-563	19.4712.130.15	25	466

Bevestigingsmateriaal voor glasklemmen



Inbusschroef met verzonken kop

MOD 0670 - DIN 7991

Voor modellen 20, 21, 22, 27, 28, 42, 44, 46 in zamak

Staal, verzinkt

INDOOR	QS	Q	d	L	
95.0670.616.15	QS-43	Q-4	M6	16	50

Voor modellen 24, 26 in zamak

Staal, verzinkt

INDOOR	QS	Q	d	L	
95.0670.620.15	QS-44	Q-4	M6	20	50

Voor modellen 20, 21, 22, 27, 28, 42, 44, 46, 51, 52 in 304 en 316

316

OUTDOOR

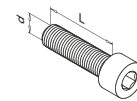
INDOOR	QS	Q	d	L	
95.0670.616.14	QS-41	Q-4	M6	16	50

Voor modellen 23, 24, 26 in 304 en 316

316

OUTDOOR

INDOOR	QS	Q	d	L	
95.0670.620.14	QS-42	Q-4	M6	20	50



Inbusschroef met cilinderkop

MOD 0680 - DIN 912 / ISO 4762

Voor alle modellen in zamak

Staal, verzinkt

INDOOR	QS	Q	d	L	
95.0680.820.15	QS-28	Q-6	M8	20	50

Voor alle modellen in 304

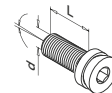
304

INDOOR	QS	Q	d	L	
95.0680.820.13	QS-26	Q-5	M8	20	50

Voor alle modellen in 316

316

INDOOR	QS	Q	d	L	
95.0680.820.14	QS-27	Q-6	M8	20	50



Verstelbare schroef

+/- 5°

MOD 0900

Voor alle modellen in zamak

Staal, verzinkt

INDOOR	QS	Q	d	L	
93.0900.820.15	QS-46	Q-5	M8	20	50

Voor alle modellen in 304

304

INDOOR	QS	Q	d	L	
95.0900.820.13	QS-47	Q-5	M8	20	50

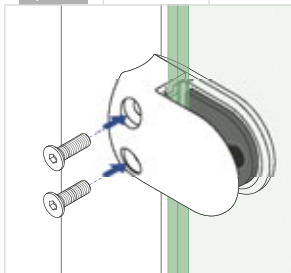
Voor alle modellen in 316

316

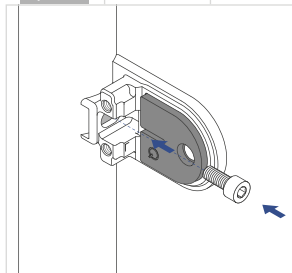
INDOOR	QS	Q	d	L	
95.0900.820.14	QS-45	Q-5	M8	20	50



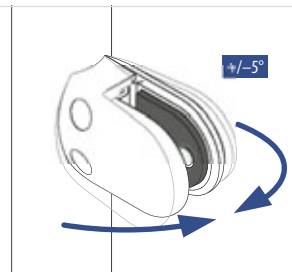
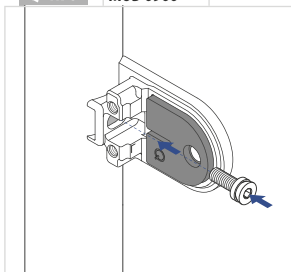
Q-INFO MOD 0670



Q-INFO MOD 0680



Q-INFO MOD 0900



		INDOOR	OUTDOOR
---.---.14	316		X
---.---.13	304	X	
---.---.15	Staal, verzinkt	X	

Bevestigingsmateriaal



MOD 0100

304					
INDOOR	QS	Q	d	L	
95.0100.850.13	QS-1	Q-4	M8 x 12	50	50
95.0100.890.13	QS-85	Q-4	M8 x 33	90	50
316					
OUTDOOR	QS	Q	d	L	
95.0100.850.14	QS-2	Q-4	M8 x 12	50	50
95.0100.890.14	QS-86	Q-4	M8 x 33	90	50



MOD 0200 - DIN 571

304				
INDOOR	QS	d	L	
93.0200.760.13	QS-3	7	60	50
316				
OUTDOOR	QS	d	L	
93.0200.760.14	QS-4	7	60	50
93.0200.890.14	QS-556	8	90	50



MOD 0210 - DIN 7997

304			
INDOOR	QS	L	
93.0210.340.13	QS-49	40	50



MOD 0230 - DIN 7981 C-H

304			
INDOOR	QS	L	
93.0230.525.13	QS-8	25	50
93.0230.538.13	QS-56	38	50
316			
OUTDOOR	QS	L	
93.0230.525.14	QS-9	25	50
93.0230.538.14	QS-57	38	50



MOD 0220 - DIN 7982 C-H

304			
INDOOR	QS	L	
93.0220.525.13	QS-5	25	50
93.0220.538.13	QS-7	38	50
93.0220.560.13	QS-503	60	50
316			
OUTDOOR	QS	L	
93.0220.525.14	QS-6	25	50
93.0220.538.14	QS-50	38	50
93.0220.560.14	QS-504	60	50

MOD 0240

304			
INDOOR	QS	L	
93.0240.412.13	QS-200	12	50

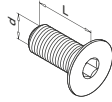


MOD 0511 - ISO 7380

304					
INDOOR	QS	Q	d	L	
95.0511.510.13	QS-202	Q-3	M5	10	50
95.0511.516.13	QS-10	Q-3	M5	16	50
95.0511.616.13	QS-83	Q-4	M6	16	50
316					
OUTDOOR	QS	Q	d	L	
95.0511.510.14	QS-203	Q-3	M5	10	50
95.0511.516.14	QS-11	Q-3	M5	16	50
95.0511.608.14	QS-261	Q-4	M6	8	50
95.0511.616.14	QS-84	Q-4	M6	16	50



Bevestigingsmateriaal

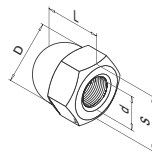


MOD 0670 - DIN 7991

304						
INDOOR	QS	Q	d	L		
95.0670.520.13	QS-12	Q-3	M5	20	50	
95.0670.612.13	QS-48	Q-4	M6	12	50	
95.0670.620.13	QS-14	Q-4	M6	20	50	
95.0670.625.13	QS-15	Q-4	M6	25	50	
95.0670.630.13	QS-17	Q-4	M6	30	50	
95.0670.825.13	QS-19	Q-5	M8	25	50	
95.0670.840.13	QS-21	Q-5	M8	40	50	
316						
OUTDOOR	QS	Q	d	L		
95.0670.520.14	QS-13	Q-3	M5	20	50	
95.0670.608.14	QS-205	Q-4	M6	8	50	
95.0670.612.14	QS-89	Q-4	M6	12	50	
95.0670.625.14	QS-16	Q-4	M6	25	50	
95.0670.630.14	QS-18	Q-4	M6	30	50	
95.0670.825.14	QS-20	Q-5	M8	25	50	
95.0670.840.14	QS-22	Q-5	M8	40	50	

MOD 0671 - DIN 7991

304						
INDOOR	QS	Q	d	L		
95.0671.030.13	QS-532	Q-6	M10	30	50	
95.0671.035.13	QS-531	Q-6	M10	35	50	
316						
OUTDOOR	QS	Q	d	L		
95.0671.025.14	QS-542	Q-6	M10	25	50	
95.0671.030.14	QS-533	Q-6	M10	30	50	
95.0671.035.14	QS-530	Q-6	M10	35	50	
95.0671.240.14	QS-74	Q-8	M12	40	50	

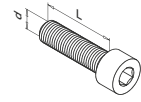


MOD 0760 - DIN 1587

304						
INDOOR	QS	S	d	D	L	
93.0760.800.13	QS-514	13	M8	12,5	15	50
316						
OUTDOOR	QS	S	d	D	L	
93.0760.800.14	QS-513	13	M8	12,5	15	50

MOD 0761 - DIN 1587

304						
INDOOR	QS	S	d	D	L	
93.0761.000.13	QS-517	17	M10	16	18	50
93.0761.200.13	QS-518	19	M12	18	22	50
316						
OUTDOOR	QS	S	d	D	L	
93.0761.000.14	QS-515	17	M10	16	18	50
93.0761.200.14	QS-516	19	M12	18	22	50

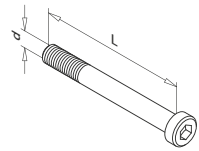


MOD 0680 - DIN 912 / ISO 4762

Staal, verzinkt						
INDOOR	QS	Q	d	L		
95.0680.820.15	QS-28	Q-6	M8	20	50	
304						
INDOOR	QS	Q	d	L		
95.0680.620.13	QS-23	Q-5	M6	20	50	
95.0680.635.13	QS-24	Q-5	M6	35	50	
95.0680.645.13	QS-54	Q-5	M6	45	50	
95.0680.660.13	QS-25	Q-5	M6	60	50	
95.0680.820.13	QS-26	Q-6	M8	20	50	
95.0680.835.13	QS-29	Q-6	M8	35	50	
316						
OUTDOOR	QS	Q	d	L		
95.0680.620.14	QS-53	Q-5	M6	20	50	
95.0680.645.14	QS-70	Q-5	M6	45	50	
95.0680.660.14	QS-71	Q-5	M6	60	50	
95.0680.820.14	QS-27	Q-6	M8	20	50	
95.0680.835.14	QS-30	Q-6	M8	35	50	

MOD 0681 - DIN 912 / ISO 4762

304						
INDOOR	QS	Q	d	L		
95.0681.040.13	QS-67	Q-8	M10	40	50	
95.0681.045.13	QS-31	Q-8	M10	45	50	
95.0681.240.13	QS-551	-	M12	40	50	
316						
OUTDOOR	QS	Q	d	L		
95.0681.045.14	QS-72	Q-8	M10	45	50	



MOD 0710 - DIN 6912

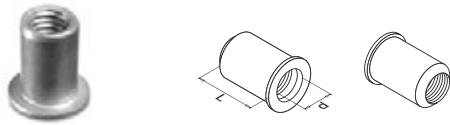
316						
OUTDOOR	QS	Q	d	L		
95.0710.825.14	QS-537	Q-6	M8	25	50	
95.0710.870.14	QS-538	Q-6	M8	70	50	
95.0710.890.14	QS-539	Q-6	M8	90	50	

MOD 0711 - DIN 6912

316						
OUTDOOR	QS	Q	d	L		
95.0711.235.14	QS-540	Q-8	M12	35	50	



Bevestigingsmateriaal



MOD 0800

304							
INDOOR	QS	Q	d		L		
93.0800.600.13	QS-38	Q-29	M6	Ø9,0	16	50	
93.0800.800.13	QS-39	Q-29	M8	Ø11,0	17	50	

316							
OUTDOOR	QS	Q	d		L		
93.0800.600.14	QS-80	Q-29	M6	Ø9,0	16	50	
93.0800.800.14	QS-81	Q-29	M8	Ø11,0	17	50	

MOD 0801

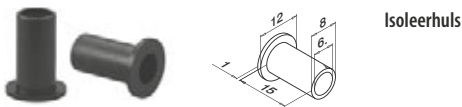
304							
INDOOR	QS	Q	d		L		
93.0801.000.13	QS-40	Q-29	M10	Ø12,0	21	50	

316							
OUTDOOR	QS	Q	d		L		
93.0801.000.14	QS-82	Q-29	M10	Ø12,0	21	50	



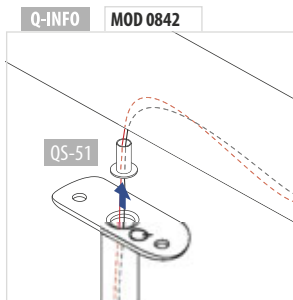
MOD 0712

Toebehoren			
	Q	L	
19.0712.300.00	Q-50	300 mm	100

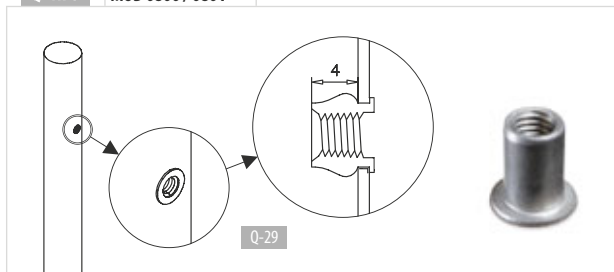


MOD 0842

Toebehoren			
IN/OUTDOOR	QS		
93.0842.615.00	QS-51	50	



Q-INFO MOD 0800 / 0801



MOD 0810 - DIN 7965

304						
INDOOR	QS	d		L		
93.0810.818.13	QS-69	M8	Ø14,5	18	50	

MOD 0811 - DIN 7965

Staal, verzinkt						
INDOOR	QS	d		L		
93.0811.020.15	QS-66	M10	Ø17	20	50	



MOD 0203

Hout			
INDOOR	QS		
20.0203.015.39	QS-512	50	



MOD 0400 - DIN 916 / ISO 4029

304						
INDOOR	QS	Q	d	L		
95.0400.505.13	QS-91	Q-2,5	M5	5	50	

316						
OUTDOOR	QS	Q	d	L		
95.0400.505.14	QS-90	Q-2,5	M5	5	50	
95.0400.608.14	QS-534	Q-3	M6	8	50	
95.0400.610.14	QS-92	Q-3	M6	10	50	
95.0400.612.14	QS-535	Q-3	M6	12	50	



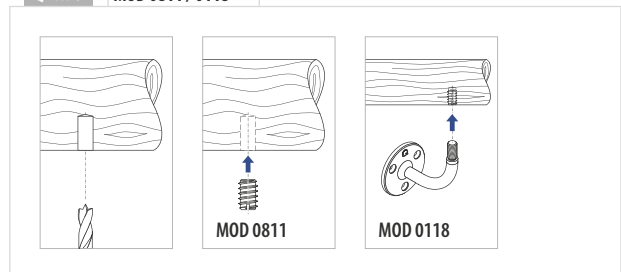
MOD 0490 - DIN 914 / ISO 4027

304						
INDOOR	QS	Q	d	L		
95.0490.506.13	QS-94	Q-2,5	M5	6	50	

316						
OUTDOOR	QS	Q	d	L		
95.0490.506.14	QS-93	Q-2,5	M5	6	50	



Q-INFO MOD 0811 / 0118



Bevestigingsmateriaal



MOD 0840

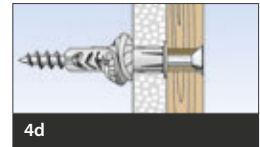

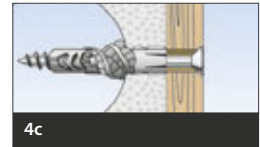
Toebehoren				
	QS	Ø	L	
93.0840.635.00	QS-87	6	35	100

MOD 0841

Toebehoren				
	QS	Ø	L	
93.0841.060.00	QS-555	10	60	50

Toebehoren				
	QS	Ø	L	
93.0841.270.00	QS-547	12	70	25


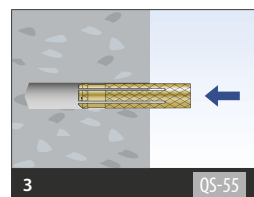
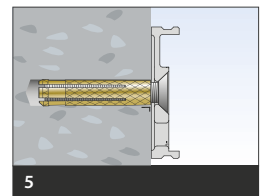
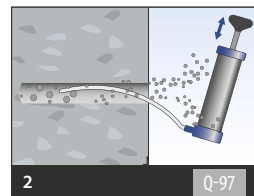
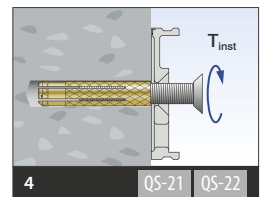
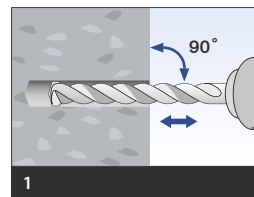
Q-INFO MOD 0840 / 0841



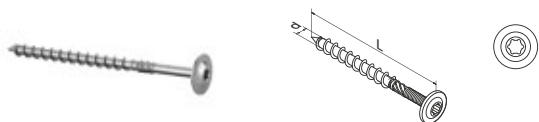
MOD 0851

Messing			
IN/OUTDOOR	QS		
93.0851.027.09	QS-55	50	

Q-INFO MOD 0851



Bevestigingsmateriaal voor railingsystemen



MOD 0250

304

OUTDOOR	QS	Q	L	d	
93.0250.608.13	QS-264	Q-115	80	6	50
93.0250.610.13	QS-265	Q-115	100	6	50

Staal, verzinkt

INDOOR	QS	Q	L	d	
93.0250.808.15	QS-255	Q-113	80	8	50
93.0250.812.15	QS-256	Q-113	120	8	50

NEW
NEW

MOD 0915

316

OUTDOOR	QS	
93.0915.505.14	QS-266	50

NEW



MOD 0251

Staal, verzinkt

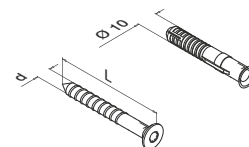
INDOOR	QS	Q	L	d	
93.0251.012.15	QS-258	Q-114	120	10	50



MOD 4210

316

OUTDOOR	QS	L	d		
93.4210.080.14	QS-214	80	7	Ø10	50



MOD 0261

Staal, verzinkt

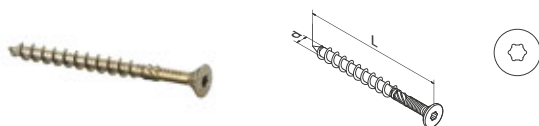
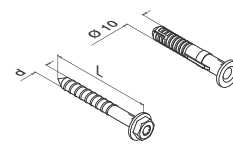
INDOOR	QS	Q	L	d	
93.0261.008.15	QS-250	Q-113	80	10	50
93.0261.012.15	QS-251	Q-113	120	10	50



MOD 4710

316

OUTDOOR	QS	L	d		
93.4710.080.14	QS-213	80	7	Ø10	50



Schroefbit
1/4" Aandrijving

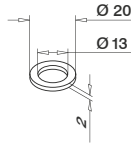
MOD 0722

Toebehoren

	Q		AW	L	
19.0722.230.00	Q-115	1/4"	30	25	1
19.0722.240.00	Q-113	1/4"	40	26	1
19.0722.550.00	Q-114	5/16"	50	50	1

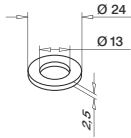
NEW

Bevestigingsmateriaal voor railingsystemen



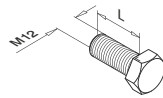
MOD 0311 - DIN 433 / ISO 7092

316				
OUTDOOR	QS	d		
93.0311.220.14	QS-217	M12	50	



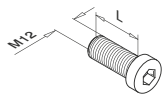
MOD 0301 - DIN 125A / ISO 7089

Staal, verzinkt				
INDOOR	QS	d		
93.0301.224.15	QS-216	M12	50	
316				
OUTDOOR	QS	d		
93.0301.224.14	QS-215	M12	50	



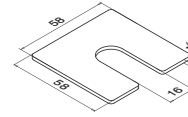
MOD 0661 - DIN 933

316				
OUTDOOR	QS	d	L	
93.0661.230.14	QS-223	M12	30	50
93.0661.235.14	QS-219	M12	35	50
93.0661.245.14	QS-225	M12	45	50



MOD 0721 - DIN 7984

316					
OUTDOOR	QS	Q	d	L	
93.0721.230.14	QS-221	Q-8	M12	30	50



Montageplaatjes voor Easy Glass® Smart, 1, 2, 3 mm
100 stuks

MOD 6921

Aluminium	Onbewerkt	X	
19.6921.160.00	1	1	100
19.6921.260.00	2	2	100
19.6921.360.00	3	3	100

NEW

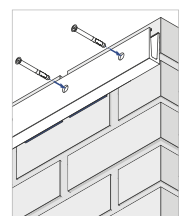
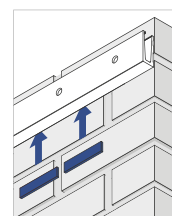


Montageplaatjes voor Easy Glass®, 1, 2, 3, 4, 5 mm
520 stuks

MOD 6921

Toebehoren		
Q		
19.6921.000.00	Q-62	1

Q-INFO MOD 6921



Bevestigingsmateriaal voor railingsystemen



MOD 4408

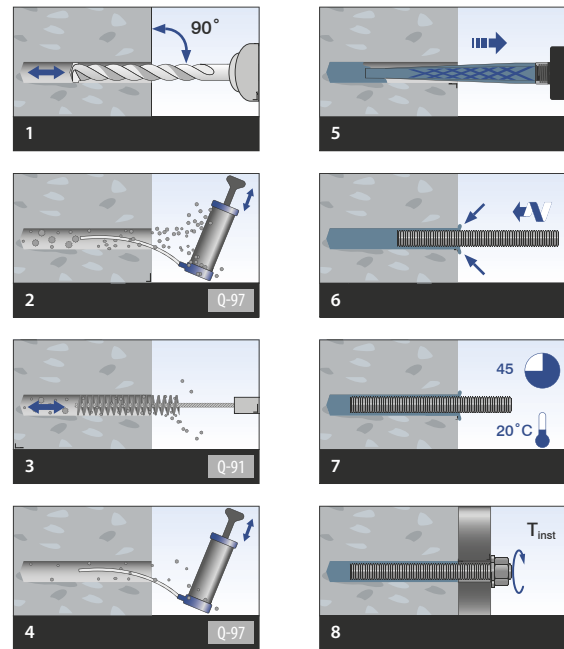
Staal, verzinkt

INDOOR	QS	Type	M	L	L	
19.4408.110.15	QS-270	Q-VMU-A 8x110	8	10	110	10
316						
OUTDOOR	QS	Type	M	L	L	
19.4408.110.14	QS-271	Q-VMU-A 8x110	8	10	110	10



Q-INFO

Montage-instructie Q-anchor VMU



MOD 4410

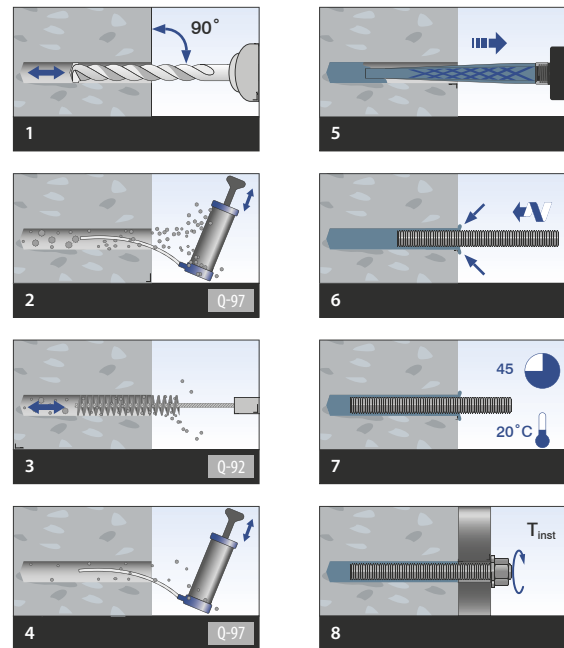
Staal, verzinkt

INDOOR	QS	Type	M	L	L	
19.4410.130.15	QS-272	Q-VMU-A 10x130	10	12	130	10
316						
OUTDOOR	QS	Type	M	L	L	
19.4410.130.14	QS-273	Q-VMU-A 10x130	10	12	130	10



Q-INFO

Montage-instructie Q-anchor VMU



Bevestigingsmateriaal voor railingsystemen



MOD 4412

Staal, verzinkt

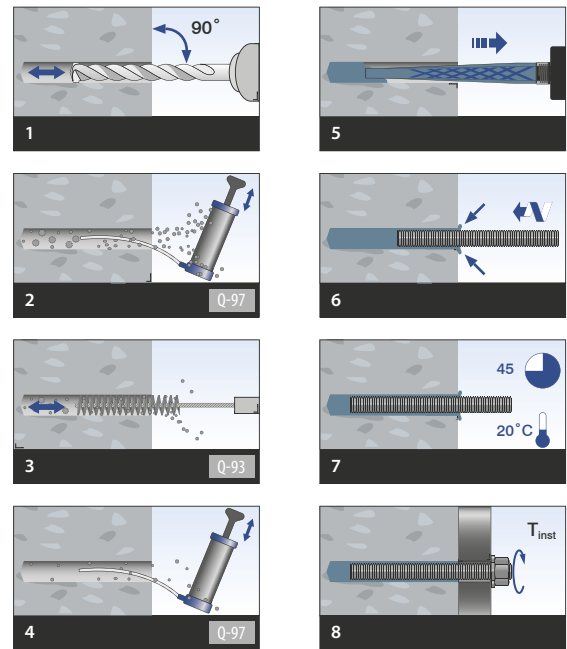
INDOOR	QS	Type	M	L	10	
19.4412.155.15	QS-274	Q-VMU-A 12x155	12	14	155	10
19.4412.175.15	QS-276	Q-VMU-A 12x175	12	14	175	10

316	OUTDOOR	QS	Type	M	L	10	
	19.4412.155.14	QS-275	Q-VMU-A 12x155	12	14	155	10
	19.4412.175.14	QS-277	Q-VMU-A 12x175	12	14	175	10



Q-INFO

Montage-instructie Q-anchor VMU



MOD 4416

Staal, verzinkt

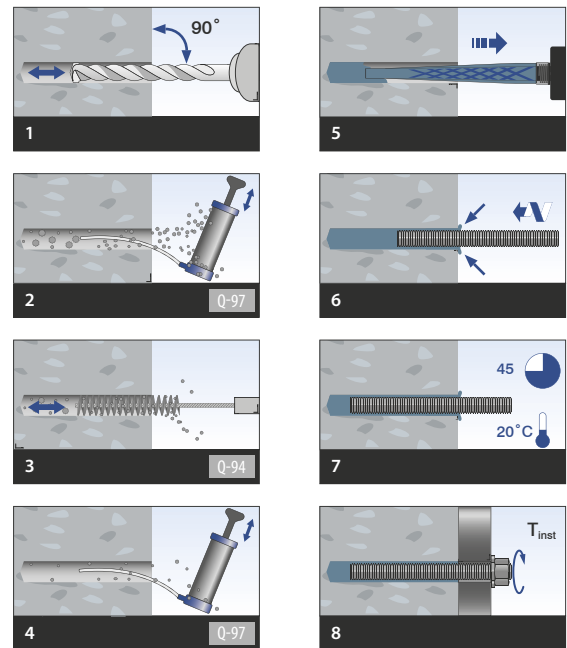
INDOOR	QS	Type	M	L	10	
19.4416.205.15	QS-278	Q-VMU-A 16x205	16	18	205	10

316	OUTDOOR	QS	Type	M	L	10	
	19.4416.205.14	QS-279	Q-VMU-A 16x205	16	18	205	10

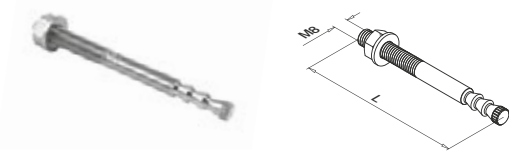


Q-INFO

Montage-instructie Q-anchor VMU



Bevestigingsmateriaal voor railingsystemen



MOD 4008

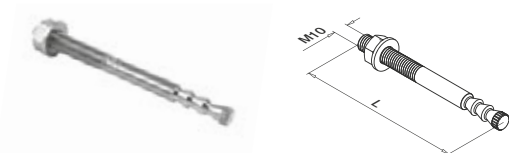
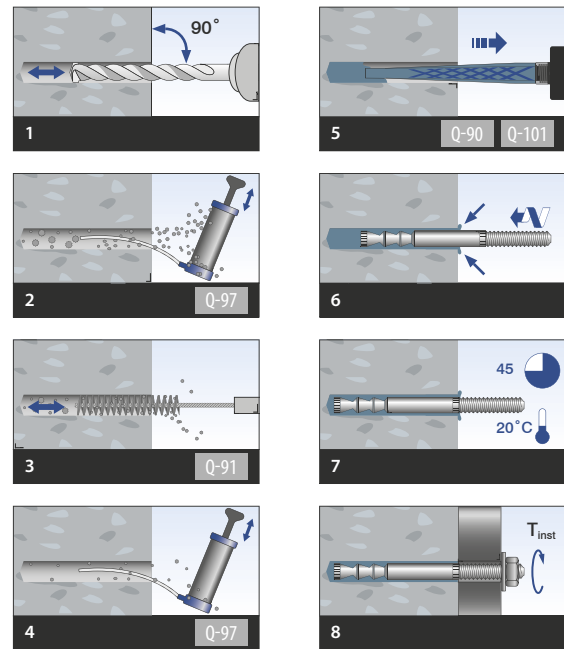
Staal, verzinkt

INDOOR	QS	Type		L	
19.4008.115.15	QS-63	Q VMZ-A 50 M8-15/80		80	10
316					
OUTDOOR	QS	Type		L	
19.4008.115.14	QS-62	Q VMZ-A 50 M8-15/80 A4		80	10



Q-INFO

Montage-instructie Q-anchor VMZ



MOD 4010

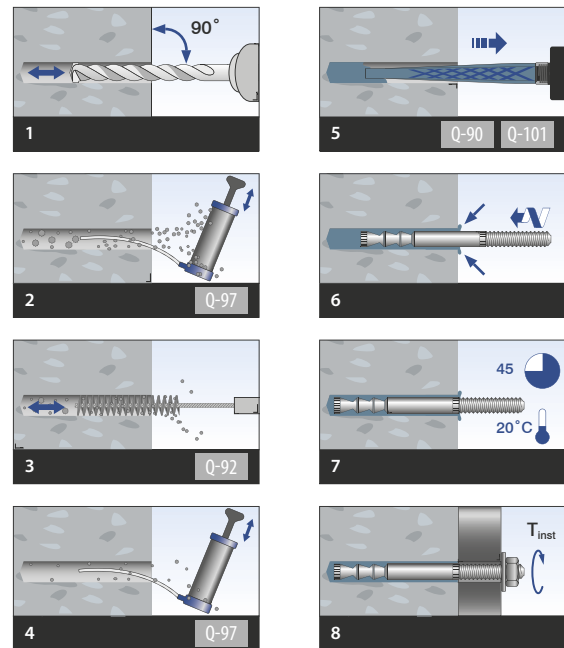
Staal, verzinkt

INDOOR	QS	Type		L	
19.4010.110.15	QS-65	Q VMZ-A 60 M10-10/85		85	10
316					
OUTDOOR	QS	Type		L	
19.4010.110.14	QS-64	Q VMZ-A 60 M10-10/85 A4		85	10

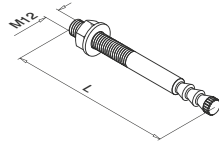


Q-INFO

Montage-instructie Q-anchor VMZ



Bevestigingsmateriaal voor railingsystemen



MOD 4012

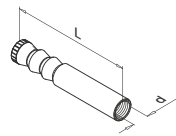
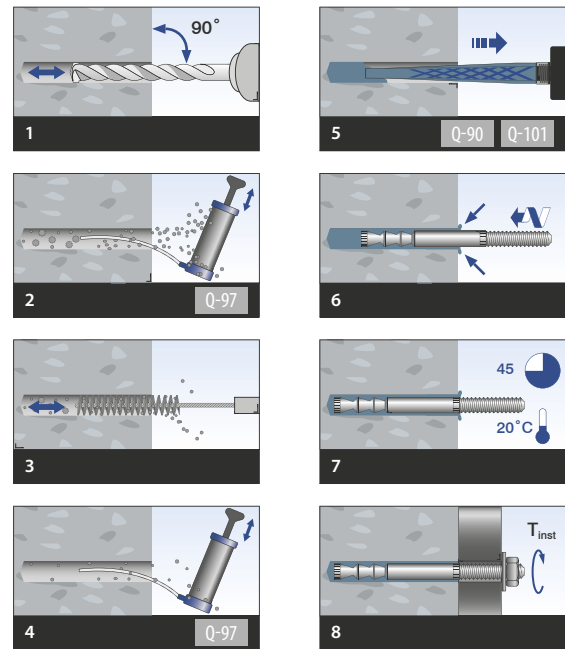
Staal, verzinkt

INDOOR	QS	Type		L	
19.4012.125.15	QS-33	Q VMZ-A 75 M12-25/120		120	10
19.4012.225.15	QS-507	Q VMZ-A 125 M12-25/170		170	10
316					
OUTDOOR	QS	Type		L	
19.4012.125.14	QS-32	Q VMZ-A 75 M12-25/120 A4		120	10
19.4012.140.14	QS-549	Q VMZ-A75 M12-40/135 A4		135	10
19.4012.225.14	QS-60	Q VMZ-A 125 M12-25/170 A4		170	10



Q-INFO

Montage-instructie Q-anchor VMZ



MOD 4508

Staal, verzinkt

INDOOR	QS	Type	d	L		
19.4508.119.15	QS-528	Q VMZ-IG 75 M8	M8	78	Ø12	10

MOD 4510

Staal, verzinkt

INDOOR	QS	Type	d	L		
19.4510.123.15	QS-521	Q VMZ-IG 80 M10	M10	84	Ø14	10
316						
OUTDOOR	QS	Type	d	L		
19.4510.123.14	QS-520	Q VMZ-IG 80 M10 A4	M10	84	Ø14	10

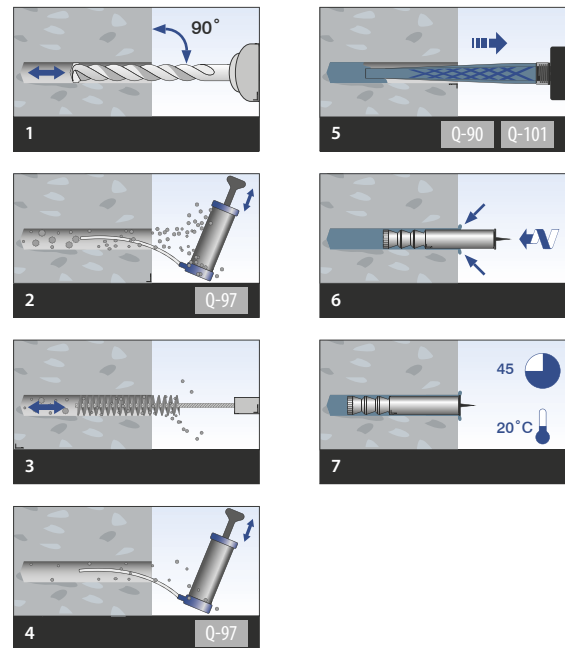
MOD 4512

Staal, verzinkt

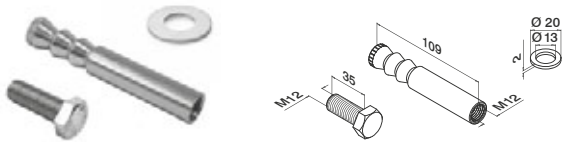
INDOOR	QS	Type	d	L		
19.4512.224.15	QS-208	Q VMZ-IG 90 M12	M12	94	Ø18	10
19.4512.227.15	QS-505	Q VMZ-IG 105 M12	M12	109	Ø18	10
19.4512.230.15	QS-212	Q VMZ-IG 125 M12	M12	130	Ø18	10
316						
OUTDOOR	QS	Type	d	L		
19.4512.224.14	QS-207	Q VMZ-IG 90 M12 A4	M12	94	Ø18	10
19.4512.230.14	QS-211	Q VMZ-IG 125 M12 A4	M12	130	Ø18	10

Q-INFO

Montage-instructie Q-anchor VMZ-IG



Bevestigingsmateriaal voor railingsystemen



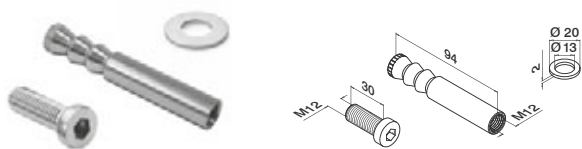
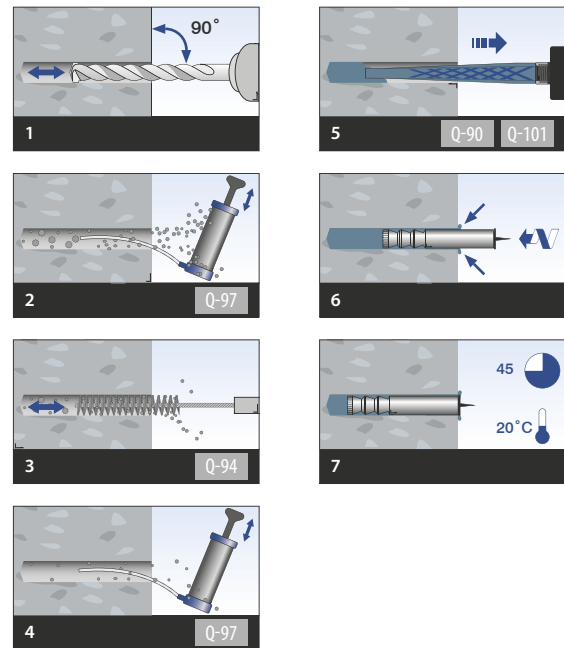
MOD 4512

316					
OUTDOOR	QS	Type			
19.4512.127.14	QS-559	Q VMZ-IG 105 M12 A4	Ø18		10



Q-INFO

Montage-instructie Q-anchor VMZ-IG



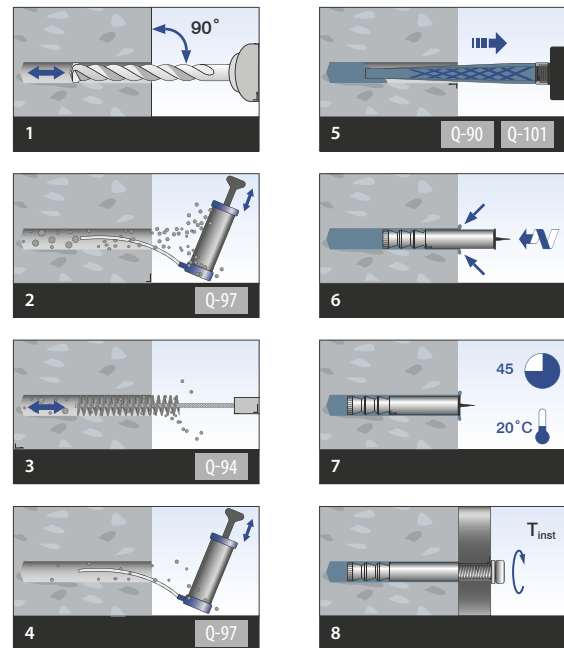
MOD 4512

Staal, verzinkt					
INDOOR	QS	Type			
19.4512.124.15	QS-558	Q VMZ-IG 90 M12	Ø18		10
316					
OUTDOOR	QS	Type			
19.4512.124.14	QS-557	Q VMZ-IG 90 M12 A4	Ø18		10




Q-INFO

Montage-instructie Q-anchor VMZ-IG



Bevestigingsmateriaal voor railingsystemen



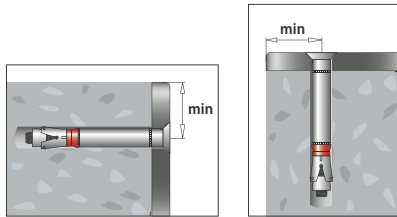
MOD 4212

Staal, verzinkt

INDOOR	QS	Type	Ø	L	L	25
19.4212.150.15	QS-36	SZ-SK 12/50	12	Ø12	120	25
316						
OUTDOOR	QS	Type	Ø	L	L	25
19.4212.150.14	QS-519	SZ-SK 12/50 A4	12	Ø12	120	25



Q-INFO MOD 4212.150

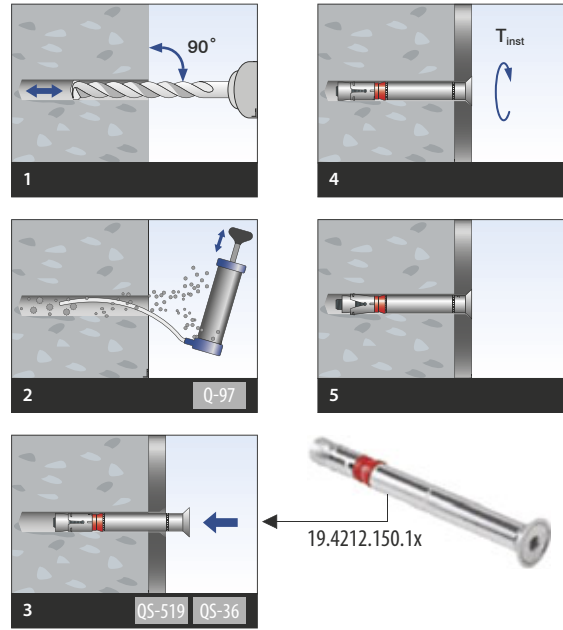


	MOD 6905	MOD 6904
19.4212.150.15	min. 60	min. 60
19.4212.150.14	min. 50	min. 50

Let op de specificaties zoals bevestigingsmiddelen en glasafmetingen van de desbetreffende keurmerken.

Q-INFO

Montage-instructie Q-anchor SZ 12/50



MOD 4712

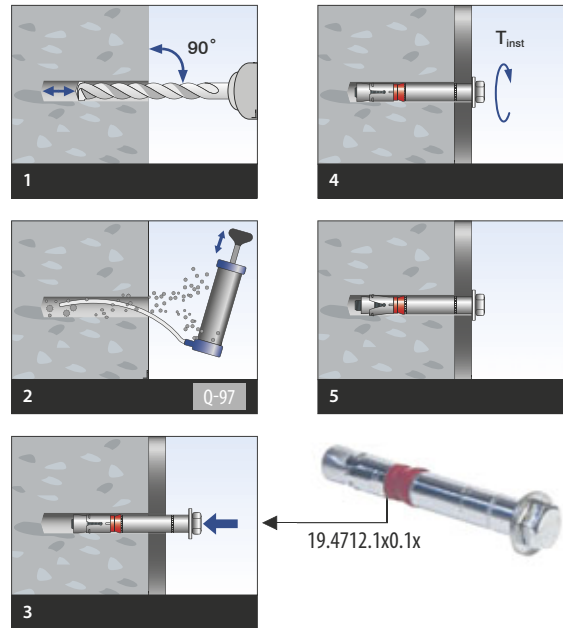
Staal, verzinkt

INDOOR	QS	Type	Ø	L	L	25
19.4712.110.15	QS-561	SZ-S 12/10	12	Ø12	85	25
19.4712.130.15	QS-563	SZ-S 12/30	12	Ø12	105	25
316						
OUTDOOR	QS	Type	Ø	L	L	25
19.4712.110.14	QS-560	Q SZ 12/10 A4	12	Ø12	85	25
19.4712.130.14	QS-562	Q SZ 12/30 A4	12	Ø12	105	25



Q-INFO

Montage-instructie Q-anchor SZ 12/10-30



Bevestigingsmateriaal voor railingsystemen



MOD 4108

Staal, verzinkt

INDOOR	QS	Type	d		L	
19.4108.121.15	QS-35	Q BZ 8 10-21/75	M8	Ø8	75	10

316

OUTDOOR	QS	Type	d		L	
19.4108.121.14	QS-34	Q BZ 8 10-21/75 A4	M8	Ø8	75	10

MOD 4110

Staal, verzinkt

INDOOR	QS		d		L	
19.4110.130.15	QS-59	Q BZ 10 10-30/90	M10	Ø10	90	10

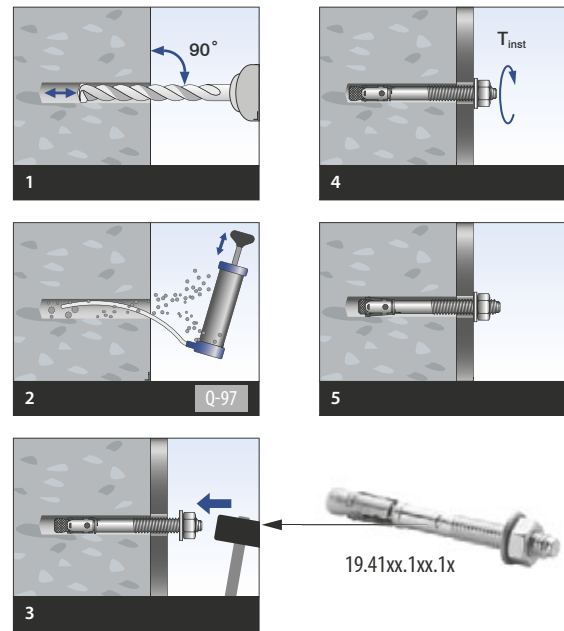
316

OUTDOOR	QS		d		L	
19.4110.130.14	QS-58	Q BZ 10 10-30/90	M10	Ø10	90	10



Q-INFO

Montage-instructie Q-anchor BZ 8 + BZ 10



Toebehoren voor railingsystemen



Injectiemortel

MOD 4095

Toebehoren				
	Q	e		
19.4095.101.00	Q-90	150 ml	Q-VMZ	1
19.4095.102.00	Q-101	280 ml	Q-VMZ	1
19.4095.112.00	Q-104	280 ml	Q-VMU-A	1

NEW



Injectiepijstool

Voor injectiemortel

MOD 4097

Toebehoren		
	Q	
19.4097.100.00	Q-102	1



Mengtuit

Voor injectiemortel

MOD 4095

Toebehoren		
	Q	
19.4095.100.00	Q-103	10



Luchtpomp

voor het schoonmaken van boorgaten

MOD 4095

Toebehoren		
	Q	
19.4095.103.00	Q-97	1



Borstel

voor het schoonmaken van boorgaten

MOD 4095

Toebehoren			
	Q		
19.4095.104.00	Q-91	Ø10	1
19.4095.105.00	Q-92	Ø12	1
19.4095.106.00	Q-93	Ø14	1
19.4095.108.00	Q-94	Ø18	1
19.4095.109.00	Q-95	Ø20	1
19.4095.110.00	Q-96	Ø22	1

Q-INFO MOD 4095.101/102/104

Aantal boorgatvullingen per cartridge injectiemortel	VMZ	QS-32	QS-33	QS-60	QS-62	QS-63	QS-64	QS-65	QS-507	QS-549	
	Q-90 (150 ml)		15	15	11	26	26	18	18	11	15
Q-101 (280 ml)		34	34	24	58	58	39	39	24	34	
VMZ-IG	QS-207	QS-208	QS-211	QS-212	QS-505	QS-520	QS-521	QS-528	QS-557	QS-558	QS-559
Q-90 (150 ml)	9	9	7	7	8	12	12	15	9	9	8
Q-101 (280 ml)	21	21	16	16	19	27	27	34	21	21	19
VMU-A	QS-270	QS-271	QS-272	QS-273	QS-274	QS-275	QS-276	QS-277	QS-278	QS-279	
Q-104 (280 ml)	46	46	32	32	22	22	22	22	14	14	

Q-101 / Q-104
280 ml
19.4095.102.00
19.4095.104.00

Q-90
150 ml
19.4095.101.00



Verbruiksartikelen



Q-glue®

RVS lijm speciaal.
Verbruik per verbinding ca. 1 ml

MOD 1331

Toebehoren			
	Q	e	
19.1331.000.00	Q-21	50 ml	1

Lijmverbindingen per fles (50 ml)

Ø 16 mm	Ø 42,4 mm	Ø 48,3 mm	Ø 60,3 mm
150	60	50	40



Houtlijm

PVAC-lijm voor verlijming van houtonderdelen

MOD 1335

Toebehoren			
	Q	e	
19.1335.000.00	Q-73	250 ml	1



Q-seal

Glas siliconenkit, kleur zwart, inclusief spuitmond

MOD 1340

Toebehoren			
	Q	e	
19.1340.310.00	Q-24	310 ml = ca. 11,40 m	1



Lakstift

Bijwerkstift om krassen weg te werken

MOD 0800


Toebehoren			
	RAL	ml	
19.0800.050.33	7016	12	1
19.0800.050.34	7047	12	1



Dubbelzijdig plakband

MOD 1350

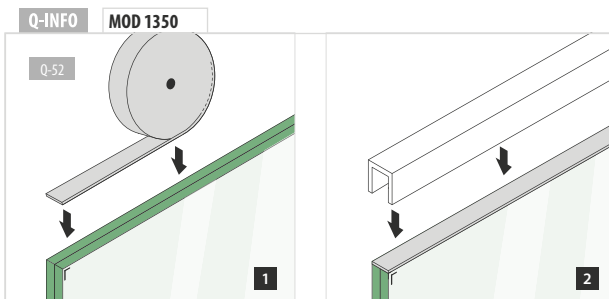
Toebehoren				
	Q	W	L (m)	
19.1350.018.00	Q-52	19	66	1



Dubbelzijdig plakband

MOD 1361

Toebehoren				
	Q	W	L (m)	
19.1361.012.00	Q-111	12,7	33	1
19.1361.016.00	Q-98	16	33	1
19.1361.020.00	Q-99	20	33	1
19.1361.025.00	Q-112	25,4	33	1




Onderhoud en reiniging



Q-cleaner

RVS reinigungs-spray, geconcentreerd, zonder drijf-gas 300 ml

MOD 0601


Toebehoren			
	Q	e	
19.0601.000.00	Q-23	300 ml	1



Q-ultra-clean

Chemisch reinigungs-middel voor roestvast staal. Verwij-dert vuilaanslag en roest. Q-ultra-clean heeft bovendien een beschermende werking. 500 ml

MOD 0610

Toebehoren			
	Q	e	
19.0610.000.00	Q-22	500 ml	1



Scotch®-Brite

Reinigungs- en polijst-pads, zeer fijn. Om krassen op RVS producten te verwijderen

MOD 0640

Toebehoren		
	Q	
19.0640.000.00	Q-25	10



Q-glass tex

Professionele glasreini-gingsdoekjes, 100 % viscose 33 x 37 cm

MOD 0660

Toebehoren		
	Q	
19.0660.000.00	Q-27	20

Q-INFO MOD 0640 / 0610



Q-22
Q-ultra-clean
19.0610.000.00

Boren en tappen



Boorsjabloon

MOD 0718

Toebehoren				
	Q	Ø	M	
19.0718.442.00	Q-74	Ø 42,4	M5, M6, M8, M10	1
19.0718.448.00	Q-75	Ø 48,3	M5, M6, M8, M10	1



14-delige boor- en draadtapset

voor RVS

MOD 0714

Toebehoren			
	Q	Ø	
19.0714.000.00	Q-61	M3 - M12	1

Complete set



Boorsjabloon

(2x) met geleiderail

MOD 0719

Toebehoren				
	Q	Ø	M	
19.0719.042.00	Q-76	Ø 42,4	M5, M6, M8, M10	1
19.0719.048.00	Q-77	Ø 48,3	M5, M6, M8, M10	1



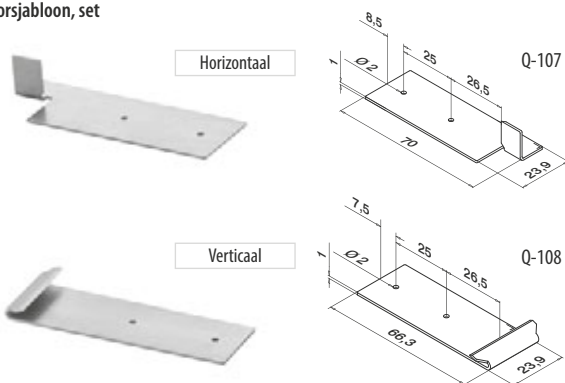
Zaag- en boorolie

Geconcentreerd, zonder drijfgas
300 ml

MOD 0714

Toebehoren			
	Q	e	
19.0714.001.00	Q-64	300 ml	1

Boorsjabloon, set



MOD 6980

Toebehoren		
	Q	
19.6980.000.00	Q-107 / Q-108	1

International Design Model Protection



Montagegereedschap

MOD 0709

Toebehoren			
	Q	Ø	
19.0709.000.35	Q-82	42,0 + 48,0	1



Montagegereedschap

MOD 0710

Toebehoren			
	Q	Ø	
19.0710.042.12	Q-20	Ø 42	1
19.0710.048.12	Q-79	Ø 48	1



Boor met stop

voor hout

MOD 0708

Toebehoren			
	Q	Ø	
19.0708.015.00	Q-80	15	1

Q-INFO MOD 0719



Gereedschap



Zeskantsleutelset

7-delig

MOD 0701

Toebehoren								
Q (☐)								
19.0701.000.00	Q-2	Q-2,5	Q-3	Q-4	Q-5	Q-6	Q-8	1



Zeskantsleutel

MOD 0701

Toebehoren		
Q (☐)		
19.0701.010.00	Q-10	1
19.0701.014.00	Q-14	1



Tang voor blindklinkmoeren

MOD 0703

Toebehoren			
Q	Ø	☐	
19.0703.000.00	Q-29	M6, M8, M10	1



Kunststof hamer

MOD 0704

Toebehoren		
Q		
19.0704.000.00	Q-45	1



Schroefbit
1/4" Aandrijving

MOD 0722

Toebehoren					
Q	☐	AW	L	☐	
19.0722.230.00	Q-115	1/4"	30	25	1
19.0722.240.00	Q-113	1/4"	40	26	1
19.0722.550.00	Q-114	5/16"	50	50	1

NEW



Haaksleutel

MOD 0702

Toebehoren			
Q	Ø	☐	
19.0702.025.00	Q-30	25 - 28	1
19.0702.030.00	Q-31	30 - 32	1
19.0702.050.00	Q-32	45 - 50	1
19.0702.060.00	Q-33	58 - 62	1
19.0702.070.00	Q-51	68 - 75	1



Pengatsleutel

voor Ø 3 mm gaten, pen 2,9 mm, afstand 15 mm

MOD 0705

Toebehoren		
Q	☐	
19.0705.315.00	Q-78	1

Q-lights

Tang ten behoeve van LED spots



voor Ø 3 mm gaten, pen 4 mm, afstand 28 mm

MOD 0706

Toebehoren		
Q	☐	
19.0706.002.00	Q-110	1



RVS schroevendraaiers, 6-delig
voor schroeven met gleuf- en kruiskop

MOD 0723

Toebehoren	
☐	
19.0723.000.14	1

NEW



RVS inbussleutelset, 9-delig
voor schroeven met binnenzeskantkop

MOD 0724

Toebehoren										
Q (☐)										
19.0724.000.14	Q-1,5	Q-2	Q-2,5	Q-3	Q-4	Q-5	Q-6	Q-8	Q-10	1

NEW

Q-INFO MOD 0723 / 0724

Onjuiste bewerking of behandeling van RVS kan roest veroorzaken. Dit zorgt voor zichtbare schade, functionele beperkingen of zelfs veiligheidsrisico's. Gebruik daarom speciaal voor RVS ontwikkeld gereedschap. Dit heeft dezelfde hardheid als gebruikelijk gereedschap, maar voorkomt onnodige montageschade.

Gereedschap



Multitool voor Q-disc® System

MOD 6920

Toebehoren			
	Q		
19.6920.002.00	Q-83		1

NEW



Easy Glass® Multitool

MOD 6920

Toebehoren			
	Q		
19.6920.000.00	Q-71		1

International Design Model Protection



Kabelkniptang

MOD 7800

Toebehoren			
	Q	Voor kabel Ø	
14.7800.000.00	Q-39	1,5 - 4,0	1



Fast Fix ontkoppelingsgereedschap

MOD 7802

316			
OUTDOOR			
	Ø		
14.7802.003.00	3,2		1
14.7802.004.00	4,0		1



Q-glass glasdrager

2 zuignappen, draagkracht / draagrichting: 60 kg / horizontaal

MOD 0750

Toebehoren		
	Q	
19.0750.000.00	Q-28	1



Plaat-/glasdrager

MOD 0751

Toebehoren		
	Q	
19.0751.000.00	Q-55	2

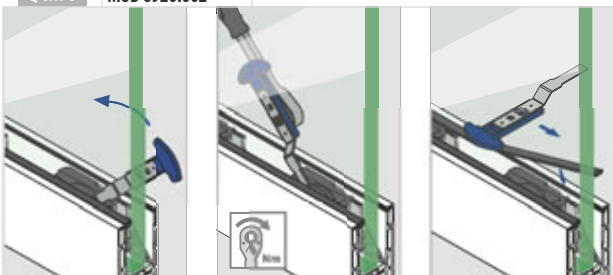


Glasmontagehulp


MOD 0715

Toebehoren		
	Q	
19.0715.000.00	Q-56	2


Q-INFO MOD 6920.002



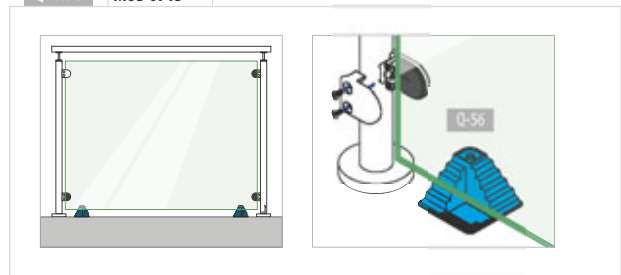
Q-INFO MOD 6920.000



Q-INFO MOD 0751



Q-INFO MOD 0715



Gereedschap



Waterpas

Voor ronde en vierkante buis

MOD 0901

Toebehoren		
	Q	
19.0901.000.00	Q-46	1



Waterpas

∅ 40, ∅ 42,4, ∅ 48,3 mm

MOD 0500

Toebehoren		
	Q	
19.0500.000.00	Q-72	1

Gebruik voor het zagen van RVS een zaag met een extra sterke, langzaam draaiende motor. Dankzij het lage gewicht van de zaag kunt u hem eenvoudig meenemen naar de bouw.

19.0900.100.00
Q-34

RVS zaag

Motor 0,8 kW - 230 V, 60 tpm, automatische koeling, 17 kg, afmetingen 490x425x600 (L x B x H), excl. zaagblad



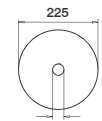
19.0900.101.00
Q-35

Onderstel voor RVS zaag



19.0900.102.00
Q-36

Zaagblad voor RVS



HSS, 225 x 2,2 x 32, 168 Z

19.0900.104.00
Q-38

In hoogte verstelbare materiaalsteun.



Voor buizen ∅ 26 – 168 mm



19.0900.103.00
Q-44

Ontbramer voor binnen-/buitenkant van buizen.

Voor buisdiameter ∅10-54 mm

MOD 0900

Toebehoren		
	Q	
19.0900.100.00	Q-34	1
19.0900.101.00	Q-35	1
19.0900.102.00	Q-36	1
19.0900.103.00	Q-44	1
19.0900.104.00	Q-38	1



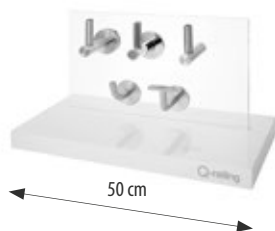
Q-INFO MOD 0901



Q-INFO MOD 0500



Displays



MOD 0006

Display

15.0006.000.00 Handrailingsteunen - RVS



MOD 0024

Display


15.0024.000.00 Naturail



MOD 0335

Display

15.0335.000.00 Glasklemmen



MOD 0313

Display

15.0313.000.00 LED spots - 12V

NEW

Promotiemateriaal



MOD 0050

Promoset

15.0050.000.00 Fast Fix



MOD 0012

Promoportfolio

15.0012.000.00 Easy Q-Web®



NEW

Easy Glass® Up



Easy Glass® Slim



NEW

Easy Glass® Smart



Easy Glass® Pro



Easy Glass® Max



NEW

Easy Glass® View

Promobox Easy Glass®

NEW	9000.0000.011.56	Promobox Easy Glass® Up
	9000.0000.004.75	Promobox Easy Glass® Slim, topmontage
	9000.0000.003.49	Promobox Easy Glass® Slim, zijmontage
NEW	9000.0000.012.24	Promobox Easy Glass® Smart, topmontage
NEW	9000.0000.012.25	Promobox Easy Glass® Smart, zijmontage
	9000.0000.007.31	Promobox Easy Glass® Pro, topmontage
	9000.0000.007.34	Promobox Easy Glass® Pro, zijmontage
	9000.0000.008.46	Promobox Easy Glass® Max, topmontage
	9000.0000.008.45	Promobox Easy Glass® Max, zijmontage
NEW	9000.0000.011.57	Promobox Easy Glass® View



6

SERVICE- INFORMATIE


Prefix	478
Bestelformulier	479
Symbolenindex	480

PREFIX MAAKT HET U GEMAKKELIJK

Een goede voorbereiding is het halve werk. Dus waarom niet onze hulp inroepen en gebruikmaken van onze tijd- en kostenbesparende Prefix service? U ontvangt alles 100% klaar voor montage.

Een prefix-bestelling plaatsen is eenvoudig.

Download het formulier en vul het in: www.q-railing.com/prefix



Buigen

U kunt bij ons terecht voor het 2D en 3D laten buigen van ronde buis, U-profielbuis, U-profielen, glasrandbescherming en zelfs Easy Glass® vloerprofielen. Met onze zorgvuldige buigprocessen kunt u erop rekenen dat u altijd de exacte maten en buigingen krijgt.

Zagen en frezen

Ga voor gemak en laat ons uw RVS, aluminium of houten handrailingen, U-profielbuizen, balusters of Easy Glass® vloerprofielen vooraf op maat zagen, desgewenst in verstek. Kant-en-klare handrailingen met voorgefreeste gaten voor LED spots? Ook dat is geen probleem.

Boren en tappen

Bestel voorgeboorde balusters of handrailingen en u monteert nog makkelijker en sneller. Ook voor draadtappen draaien wij onze hand niet om.

Lassen

Een enkele keer doet zich een situatie voor waarin u ook met Q-railing producten niet zonder laswerk kunt. Dat hoeft echter geen probleem te zijn, want ook laswerk kunnen we vooraf voor u verzorgen. Zo ontvangt u de oplossing perfect passend.

Pre-fabricage

Laat ons uw railingproducten geheel volgens uw specificaties voormonteren. Zo staat u na ontvangst direct klaar met bijvoorbeeld balusters al voorzien van glasklemmen of stafhouders.





Bestelformulier

Artikelnummer	Aantal	Beschrijving

Afzender	
<hr/> Naam	<hr/> Telefoon
<hr/> Firma	<hr/> Fax
<hr/> Straatnaam, huisnummer	<hr/> E-mail
<hr/> Plaats	<hr/> Klantnummer

INFORMATIE

SYMBOLENINDEX

304	304 RVS
316	316 RVS
Aluminium	Aluminium
ABS kunststof	ABS kunststof
Staal	Staal
Zamak	Zamak
Staal, verzinkt	Staal, verzinkt
Messing	Messing
Hout	Hout

NEW	Nieuw product
EXTRA STRONG	Extra strong
DESIGN product	Design product

AbP	AbP-keurmerk (Allgemeines bauaufsichtliches Prüfzeugnis)
ETB	ETB-keurmerk
AbZ	AbZ-keurmerk (Allgemeine bauaufsichtliche Zulassung)
EN 12600	DIN EN 12600 getest
BS 6180	British Standard 6180 getest
AVIS	AVIS Technique-keurmerk
SIA 358:2010	SIA 358:2010
SIA 216:2014	SIA 216:2014
NEN 6702	Getest volgens NEN 6702 (NEN-EN 1991-1-1)
NEN 2608	Getest volgens NEN 2608 (Eurocodes 1990-1999:2011)
LGAM	LGA Typen geprüft-keurmerk
DiBt	Goedgekeurd door DiBt
STATISCHE BERECHNUNG	Statische berekening volgens TRAV
STATISCHE BERECHNUNG	Statische berekening volgens DIN 18008
ITB	ITB-label
KOMO	KOMO-keurmerk
CTE	CTE-keurmerk
Applus	Getest door Applus
NTC UNI	Getest volgens NTC UNI 11678-2017
Miami Dade County	Getest volgens Miami Dade County
ANSI	Getest volgens ANSI Z97.1
ASTM	Getest volgens ASTM standards
GEPRÜFT	Getest volgens DIN 18008
WTCB & CSTC	Getest door WTCB.be & CSTC.be
NBN DTD	Getest volgens NBN DTD B03-004
ABNT NBR	Getest volgens ABNT NBR 14.718/08
ICC	Getest volgens NBC-CNBC
NBC	Getest door International Code Council ICC


INDOOR	Voor gebruik binnen
OUTDOOR	Voor gebruik buiten
GESLEPEN	Materiaalafwerking
	Verpakkingseenheid
QS-214	Gebruik deze schroef, zie pagina 460
Q-22	Gebruik dit gereedschap
Buis - vlak	Extra productinformatie

	Product wordt geschroefd (zeskantsleutel)
	Product wordt geschroefd (sleutel)
	Haaksleutel
	Schroevendraaier
	Torx schroevendraaier
	Product wordt er ingeslagen (Easy Hit®)
	Product wordt gelijkmd
	Gebruik houtlijm
	Product dient te worden gesneden
	Product dient te worden gezaagd
	Product wordt gelast
	Installatie vereist door een geautoriseerde elektricien
	Verzending per expeditie
	Hoek van 90° niet mogelijk
	Muurafstand 85 mm
	AW-aandrijving
	Magnetisch
IP...	Beschermingsgraad
V	Nominale spanning
W	Nominale vermogen
W/m	Nominaal wattage per meter
K	Kleurtemperatuur
Color	Lichtkleur
lm/m	Lichtstroom per meter
lm	Lichtstroom
	Stralingshoek
LED/m	Aantal LED's per meter
	Dimbaar
	Levensduur
GETEST	Test- en berekeningsresultaten op www.q-railing.com/test-berekeningen
GETEST BEREKEND	Bestelinformatie voor bijpassende producten

© 2018 Q-railing
Emmerich am Rhein, Duitsland

Copyright (Auteursrecht)

Het ontwerp, de lay-out van de catalogus, tekst, tekstonderdelen, tabellen, afbeeldingen, merken, handelskenmerken, logo's, grafische afbeeldingen en andere inhoud van de catalogus blijven te allen tijde eigendom van Q-railing Europe GmbH & Co. KG, Duitsland of kunnen met instemming van de eigenaren gebruikt worden. Ze zijn onderhevig aan de wereldwijde wetten van auteursrecht. Alle merken en handelskenmerken die in deze catalogus zijn gebruikt, alsmede de rechten van de handelskenmerken, ontwerppatenten en gebruiksmodellen zijn, tenzij anders aangegeven, eigendom van Q-railing Europe GmbH & Co. KG, Duitsland of onze partners. In Duitsland en diverse andere landen is strafrechtelijke en civielrechtelijke vervolging voortvloeiend uit overtreding van auteursrecht, merkenrecht en andere eigendomsrechten mogelijk. Indien u specifieke inhoud of complete pagina's gebruikt, kopieert, reproduceert, of enigerlei wijze aanpast, vertaalt of doorstuurt naar derden, of specifieke inhoud dan wel complete pagina's wenst door te sturen, dan is onze toestemming, die we alleen middels een schrijven van tevoren geven, nodig. Vraag het ons daarom van tevoren. Wij behouden ons anders het recht voor juridische maatregelen tegen u te ondernemen.







HOUDT U REKENING MET HET VOLGENDE:

Technische veranderingen en toleranties in maatvoering voorbehouden. Wij behouden het ons voor afgebeelde producten te wijzigen. Klachten hierover worden dan ook afgewezen. Drukfouten voorbehouden. De verwerker van Q-railing producten is zelf verantwoordelijk voor het naleven van de geldende bouwnormen voor railingsystemen. Q-railing kan hiervoor niet aansprakelijk worden gesteld. Op verzoek adviseren wij u over de geldende bouwnormen.

Op al onze leveringen zijn onze algemene voorwaarden van toepassing. Wij sturen u deze op aanvraag toe.





THE PREMIUM BRAND IN RAILING SYSTEMS



Q-RAILING CATALOGUE 2018-2019, B-NL • LANGUAGE NL • NO CURRENCY