

**Transparency and operational
smoothness**

HSW - MANET





HSW-MANET

Perfectly formed - with materials of the highest quality

Glass and stainless steel – both offer outstanding technical and optical properties. Glass reflects light and imparts that inimitable feeling of space and openness. Steel combines strength with elegance. And the two materials combined create an impression of quality – both in the construction of which they are part and in the surrounding area.

Knowledge of the requirements of contemporary architecture paired with manufacturing techniques of the highest precision

guarantee outstanding functionality, long service life and ease of maintenance in these DORMA systems.

Award-winning design for transparency and mobility

MANET, the flush-mounted single-point fixing concept for interior glazing systems has received a number of design awards. Now this successful product line has been ideally extended through the advent of the HSW MANET sliding partition system. As the name suggests, the individual panels of this horizontal divider are mounted on single-point stainless steel fix-

ings. In keeping with its design remit, the HSW MANET system also operates without a conventional rail system. Stainless steel tubes form an overhead track on which the carriers roll in almost complete silence. And the floor can be finish-laid throughout because the HSW MANET sliding partition requires no bottom guide track.


Strong in detail - for maximum safety and user convenience

The closed partition is locked in place by means of foot-operated floor bolts. And the system is also pro-

tected against unauthorised ingress by a lock at the swing-mounted end panel. This integral door allows access when the partition is closed and can either be equipped with a pivot bearing or a floor spring. The exposed glass edges of the sliding panels are protected by top bumpers and bottom end plates with guide pins that also serve to interconnect the panels for additional stability when the partition is closed.

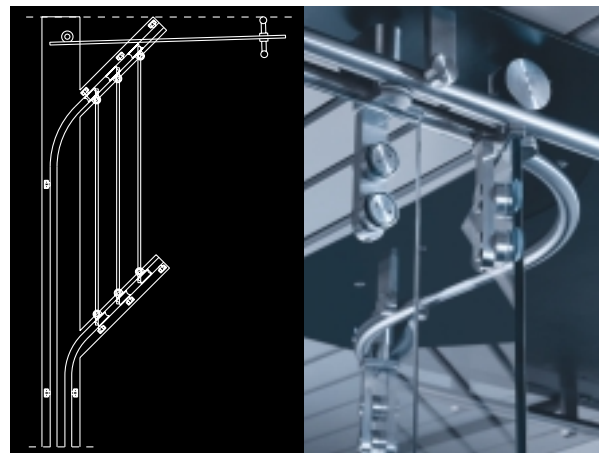
System features

With a maximum system height of 3000 mm and a panel width of max. 1200 mm, an HSW MANET system can comprise various numbers of sliding panels and a swing-mounted end panel. Aside from straight-lined configurations, segmented layouts and mall shop frontages are also possible. Two systems can be combined with stacking positions at either end.



Stacking arrangements


A stacking track arranged at 90° to the direction of travel can hold a maximum of seven sliding panels arranged parallel to the front. If the track tubes are angled at 135° to the stacking area, then again seven panels can be parked here in parallel. Four sliding panels can be stacked at a 90° angle to the front if only one track tube is angled accordingly.



System requirements

A substructure matching the system layout must be provided by others. Bolted to this is a support plate (ceiling bracket) with butt straps for the stainless steel track tubing.





Postal address:
DORMA-Glas GmbH
Postfach 32 68
32076 Bad Salzflun
Germany

Location:
Max-Planck-StraÙe 37-43
32107 Bad Salzflun
Germany

FON ++49 (0) 52 22/9 24-0
FAX ++49 (0) 52 22/2 1009

www.dorma-glas.com